

TORQUE



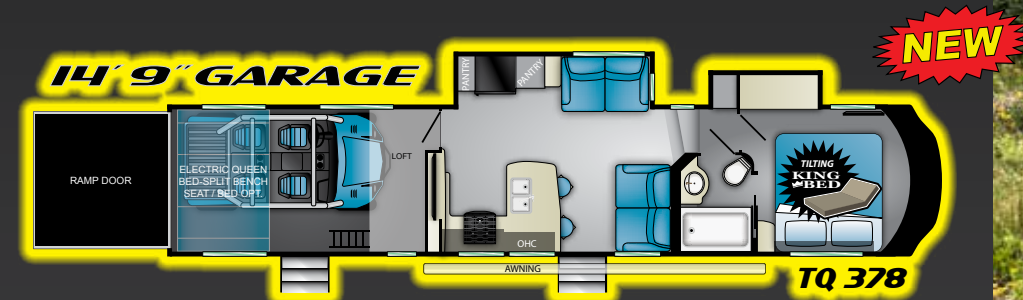
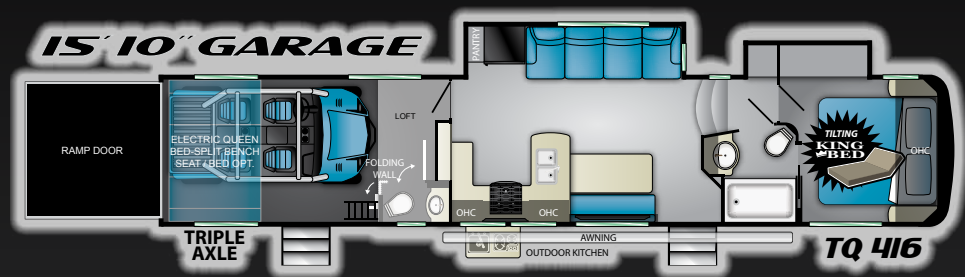
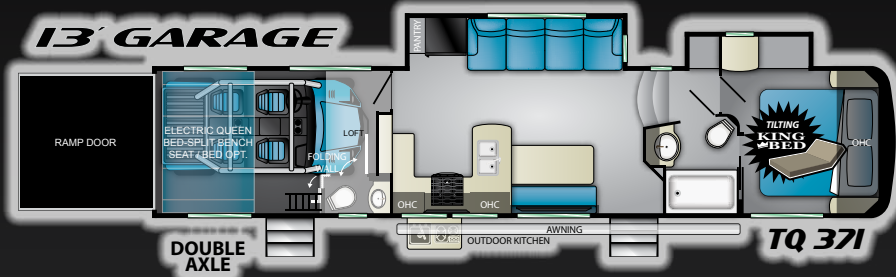
**LIVE CAMP
PLAY**



Visit HEARTLAND on:



FIFTH WHEELS

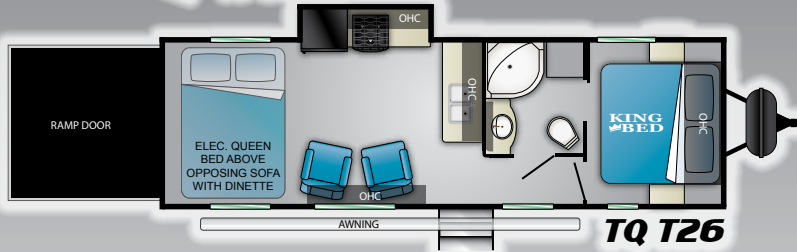


| FIFTH WHEELS | | | | | TRAVEL TRAILERS | | | | | | | |
|--------------|--|--|--|--|---|---|---|---|---|---|---|---|
| MODEL | 371 | 373 | 378 | 416 | T26 | T281 | T285 | T31 | T314 | T32 | T322 | T333 |
| LENGTH | 41' 3" | 42' 0" | 41' 3" | 44' 0" | 30' 9" | 32' 8" | 35' 11" | 37' 9" | 37' 9" | 37' 9" | 37' 9" | 38' 9" |
| DRY | 14,145 | 14,435 | 13,790 | 14,890 | 7,780 | 8,255 | 8,360 | 9,120 | 9,196 | 9,840 | 10,000 | 8,677 |
| HITCH | 3,205 | 3,320 | 3,285 | 3,565 | 1,080 | 1,380 | 1,240 | 1,380 | 1,366 | 1,370 | 1,340 | 1,223 |
| HEIGHT | 13' 3" | 13' 3" | 13' 3" | 13' 3" | 12' 10" | 12' 10" | 12' 10" | 12' 10" | 12' 10" | 13' 2" | 12' 10" | 12' 10" |
| GVWR | 17,000 | 17,000 | 17,000 | 20,000 | 12,800 | 12,800 | 12,800 | 12,800 | 12,800 | 12,800 | 12,800 | 12,800 |
| TANKS | 100 ^F 85 ^G 85 ^B | 100 ^F 80 ^G 85 ^B | 100 ^F 80 ^G 85 ^B | 100 ^F 85 ^G 85 ^B | 98 ^F 57 ^G 57 ^B | 98 ^F 57 ^G 30 ^B | 98 ^F 60 ^G 30 ^B | 98 ^F 60 ^G 60 ^B | 98 ^F 57 ^G 57 ^B | 98 ^F 57 ^G 57 ^B | 98 ^F 57 ^G 87 ^B | 98 ^F 57 ^G 57 ^B |

Note: Length defined as tow point (Ball coupler for travel trailers / King pin for 5th wheel trailers) to rear bumper. Add 9" w/ Extended Pin Box
Garage length is defined as ramp door to full interior wall. Standard or optional equipment may reduce overall garage dimensions.

TRAVEL TRAILERS

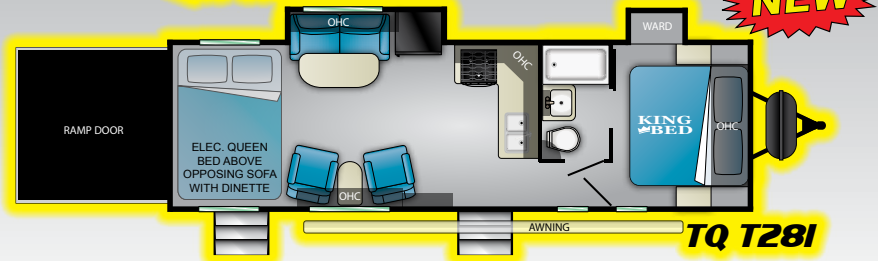
◀ 13' GARAGE ▶



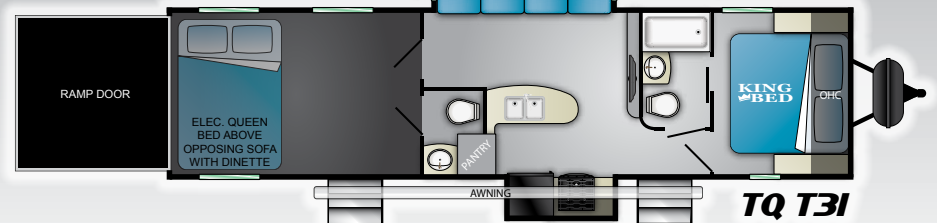
◀ 16' GARAGE ▶



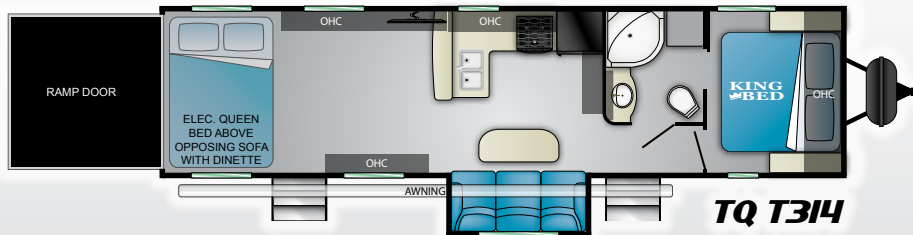
◀ 16' GARAGE ▶



◀ 12½' GARAGE ▶



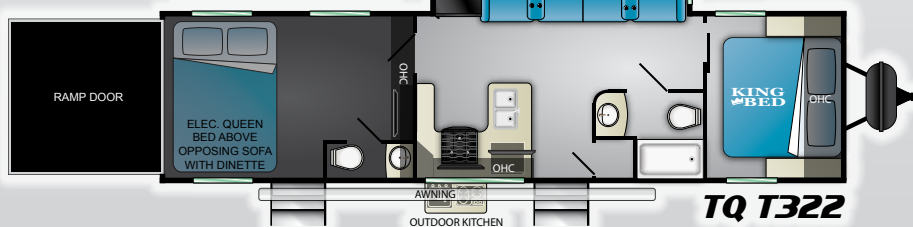
◀ 14' GARAGE ▶



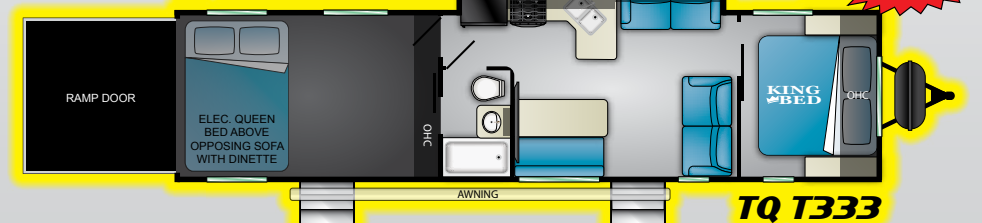
◀ 12½' GARAGE ▶



◀ 12½' GARAGE ▶



◀ 13' GARAGE ▶





Heartland Recreational Vehicles
2831 Dexter Drive • Elkhart, IN 46514 • 574-262-5992

Community. Convenience. Close-to-home.

Where you purchase your recreational vehicle is ultimately your decision but Heartland urges you to consider buying at your local dealer. Dealers are part of your community, providing jobs and contributing to your local economy. These dealers are under obligation to provide warranty service for products they sell, but are not legally required to service products purchased from other dealers. At some point, you may need to return to the dealer you buy from - why not stay close to home? After all, home is where your Heartland is!

BENEFITS OF PURCHASING YOUR RV LOCALLY:

- You enjoy valuable relationship building with Dealer Representatives, close to your home, who will explain the features and benefits of the product.
- You receive a full product orientation prior to delivery, which includes hands-on directions for many of the coach's systems and functions. You are also introduced to the Dealership's Service/Parts/Warranty personnel who are ready to help you with any issues you may encounter, now and in the future.
- You enjoy customer PRIORITY. Dealerships generally service their purchasing customers first - others may experience long delays and missed opportunities to use their RV. What is it worth for you to have a dealership's full attention and help you when you need service - in a timely manner?
- Valuable TAX dollars and jobs stay in YOUR community which pays for your roads, schools, police and fire departments.

DON'T UNDERESTIMATE CUSTOMER SERVICE AND PERSONAL CARE!

For Canadian Residents: If you purchase an RV out-of-country, there are additional fees, taxes and inspections that must be met before bringing your product home. Your local Canadian dealers are experts in these provisions.

Visit HEARTLAND on:



Your Authorized Heartland Dealer:

HIGHER STANDARDS

Interior

- LED lighting throughout
- Residential furniture with recliners
- Designer cabinets
- Beautiful boxed lambrequins with blinds
- Pleated night shades
- Cold crack resistant flooring throughout
- Durable carpeting
- Cable / satellite prepped
- DVD/CD/ MP3/ AM/ FM player with Bluetooth
- 15,000 BTU A/C with dual ducts
- Fire extinguisher
- LP detector
- Smoke detector

Exterior

- Huge dark tinted Max Vent windows with blinds
- Massive finished pass through storage
- Electric side awning
- 50 Amp Service (on FW) (TT Opt.)
- Heated and enclosed underbelly with fully wrapped skirting
- Door side porch lights
- High output rear cargo lights
- Outdoor kitchen (371, 373, 378, 416)
- Exterior shower
- High strength radius roof
- Large grab handle
- 80 Amp converter
- 101" wide body design (FW only)
- 102" wide body design (TT only)
- Dual 30LBS LP bottles
- Rear manual stab jacks
- Aluminum alloy wheels
- Fuel station with generator prep (30gal)

- 12" I-beam frame rails (FW only)
- 16" aluminum wheels
- 7,000 lb axles (FW only)
- 2" welded tubular aluminum side walls (FW only)
- Enclosed goose neck (FW only)
- F-rated tires (FW only)
- Four step entry (FW only)
- 6,000 lb axles (TT only)
- Power front jack (TT only)

Garage

- Fuel and oil resistant diamond plate TPO rubberized flooring
- Huge overhead storage in the garage
- High capacity ramp door (3,000 lbs.)
- High efficiency 12V fan
- Heat and A/C ducted
- Pull down garage screen
- 24" beaver tail
- Folding 1/2 bath walls (371, 373, 378, 416)
- Four step garage entry (FW only)

Kitchen

- Steel ball bearing full extension drawer guides
- High rise kitchen pull-out faucet
- 3 burner range with large microwave oven
- Large residential microwave oven (314, 371, 373, 378, 416, T322, T32 only)
- 8 cu ft double door refrigerator
- 10 cu ft double door refrigerator (378 only)
- Deep basin under mount solid surface sink
- Power range hood with light

Bed and Bath

- Single level master suite
- Spacious bathtub
- Bathroom power vent
- Heat and A/C in bathroom
- Bedroom TV hookup with booster
- Skylight over shower
- Overhead reading lights
- Hardwood medicine cabinet
- King bed with mattress and comforter

OPTIONS

- Various size LCD TVs by floorplan
- Rear electric Queen bed with convertible sofa
- Ramp door patio
- Second A/C
- 4.0K generator (TT only)
- 5.5K generator
- 12 cu ft refrigerator (327, 371, 373, 378, 416)
- Electric rear screen (FW only)
- Remove King bed tilt system (FWs only)
- Rear electric patio awning with LED lights (FWs only)
- 6 point ground control level system (FW only)
- Patio steps (FW only)
- Electric stabilizing jacks (TT only)



Product information is as accurate as possible as of the date of publication of this brochure. Due to Heartland's commitment to continuous product improvement - floorplans, materials, components, features, measurements, specifications, options, etc. are subject to change at any time without notice or obligation. In certain conditions some additional equipment may be needed. Photos may show optional equipment or props used for photography purposes only.

Heartland has listed the approximate base weight of the trailer without the option equipment included. Optional equipment will impact the weight of the trailer. Please locate the weight sticker attached to the trailer you are considering for the most accurate trailer weight.

Tow Vehicle Caution: Owners of Heartland recreational vehicles are solely responsible for the selection and proper use of tow vehicles. All customers should consult with a motor vehicle manufacturer or their dealer concerning the purchase and use of suitable tow vehicles for Heartland products. Heartland disclaims any liability or damages suffered as a result of the selection, operation, use or misuse of a tow vehicle. Heartland's limited warranty does not cover damage to the recreational vehicle or the tow vehicle as a result of the selection of the tow vehicle.