



Generations of family fun.

EAGLE



HT FIFTH WHEEL



HT TRAVEL TRAILER



TRAVEL TRAILER



FIFTH WHEEL

2+3
YEAR YEAR
LIMITED STRUCTURAL
WARRANTY

EAGLE HT TT 284BHOK



284BHOK shown in Modern Farmhouse interior design



280RSOK shown in American Tradition interior design

Two **Unique & Beautiful** Concepts

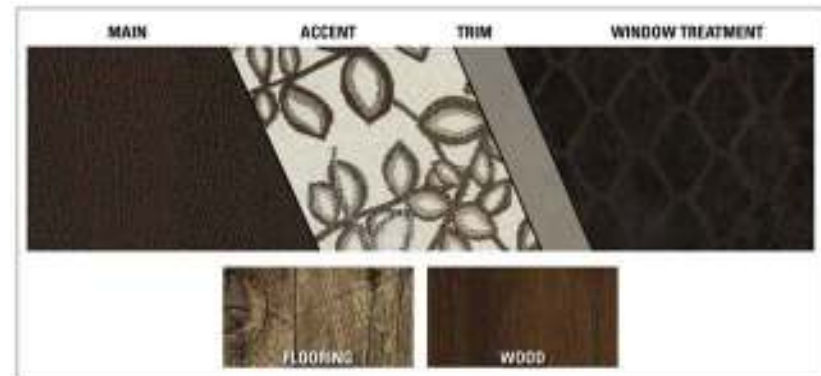
True interior design. More choice. Mindful craftsmanship.

Every fixture, fabric and feature has been carefully selected and expertly installed. The result is an aesthetic that's extraordinary — with Jayco's famous high level of livability. Designer-selected patterns and fabrics enhance the overall look and feel, while unique furniture designs and contrasting hand-picked hardware and lighting enhance each exclusive decor package.




Led by Interior Designer Stacy Stewart, our design, product development and engineering teams set out to answer the call for more choice in RV interiors and developed a market-disrupting design concept that could be expertly crafted without hampering production.

AMERICAN TRADITION



MODERN FARMHOUSE



EAGLE HT TT FLOORPLANS

262RBOK



OPTION A OPTION D

264BHOK



OPTION A OPTION D

RVX REVEAL
CATEGORY
WINNER
FAMILY FRIENDLY

270RLDS



OPTION A OPTION E OPTION I

272RBOK



OPTION A OPTION C OPTION E OPTION J

274CKDS



OPTION A OPTION C OPTION E OPTION F OPTION I

280RSOK



OPTION A OPTION E OPTION H

	STORAGE
	MICROWAVE
	OVERHEAD CABINETS
	REFRIGERATOR
	WARDROBE

284BHOK



OPTION OPTION OPTION OPTION

A C E H

312BHOK



OPTION OPTION OPTION OPTION OPTION OPTION

A B C E F I



FLOORPLAN	EXTERIOR TRAVEL LENGTH	EXTERIOR WIDTH	EXTERIOR HEIGHT (WITH A/C)	INTERIOR HEIGHT	UNLOADED VEHICLE WEIGHT	DRY HITCH WEIGHT	GVWR	CARGO CARRYING CAPACITY	FRESH WATER CAPACITY (INCLUDES WATER HEATER)	GREY WASTE WATER CAPACITY	BLACK WASTE WATER CAPACITY	SLEEP CAPACITY
262RBOK	29' 7"	8'0"	11' 10"	7'0"	7,040	740	9,995	2,955	49	65	32.5	3 - 4
264BHOK	32' 4"	8'0"	11' 10"	7'0"	7,610	1,015	9,995	2,385	49	73.5	32.5	7 - 8
270RLDS	33' 5"	8'0"	11' 9"	7'0"	7,720	1,034	9,995	2,275	49	65	32.5	4
272RBOK	32' 0"	8'0"	11' 10"	7'0"	7,515	825	9,995	2,480	49	65	32.5	5 - 6
274CKDS	33' 7"	8'0"	11' 10"	7'0"	8,020	930	9,995	1,975	81	65	32.5	4 - 6
280RSOK	35' 4"	8'0"	11' 11"	7'0"	8,565	1,155	10,130	1,565	81	65	32.5	4 - 6
284BHOK	34' 9"	8'0"	11' 11"	7'0"	8,035	145	9,995	1,960	81	65	32.5	8 - 10
312BHOK	33' 7"	8'0"	11' 11"	7'0"	9,515	1,085	11,300	1,785	81	65	32.5	6 - 8

Some specs at the time of print may include estimates. For the most accurate information, please visit Jayco.com.

Unloaded Vehicle Weight (UVW): Sometimes referred to as "Dry Weight," UVW means the typical weight of the trailer as built at the factory. The UVW, as used in product literature and other promotional materials, does not include cargo, fresh water, propane, options or dealer-installed accessories.

Gross Vehicle Weight Rating (GVWR): GVWR means the maximum permissible weight of the trailer, including the UVW plus personal items, all cargo, fluids, options and dealer-installed accessories. The GVWR is equal to or greater than the sum of the UVW and the CCC.

Cargo Carrying Capacity (CCC): CCC means the maximum weight of personal items, food, fresh water, propane, tools, other cargo and dealer-installed accessories that can be carried by the trailer. CCC is equal to or less than GVWR minus UVW. The addition of options will decrease the CCC.

Hitch Weight (HW): The hitch weight, as used in product literature and other promotional materials, does not include cargo, fresh water, propane gas, options or dealer-installed accessories. The addition of these types of items will either add to or subtract from the stated hitch weight.

It is important for your safety and enjoyment that your tow vehicle be adequately sized and equipped to tow and handle the GVWR of the RV you select. Review weights and rating of your tow vehicle and consult a competent advisor for questions or advice. Whether you are new to RVing or a veteran, get a feel for the performance of your tow vehicle before heading out on the roadways. When you tow an RV, you must drive differently than when you drive a single vehicle. Practice hooking up, driving, backing up and braking in a safe environment or seek out professional instruction. Jayco affixes a weight label to each RV which lists estimated weight information for that vehicle. See specifications chart above.

EAGLE TT 330RSTS



330RSTS shown in Modern Farmhouse interior design



334RLOK shown in American Tradition interior design



Optional king bed



Fresh water drinking system



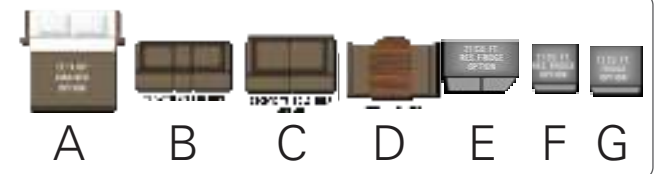
EAGLE TT FLOORPLANS



LEGEND

- STORAGE
- MICRO MICROWAVE
- OHC OVERHEAD CABINETS
- FRIDGE REFRIGERATOR
- WARD WARDROBE

OPTIONS



SPECS

FLOORPLAN	EXTERIOR TRAVEL LENGTH	EXTERIOR WIDTH	EXTERIOR HEIGHT (WITH A/C)	INTERIOR HEIGHT	UNLOADED VEHICLE WEIGHT	DRY HITCH WEIGHT	GVWR	CARGO CARRYING CAPACITY	FRESH WATER CAPACITY (INCLUDES WATER HEATER)	GREY WASTE WATER CAPACITY	BLACK WASTE WATER CAPACITY	SLEEP CAPACITY
330RSTS	39'11"	8'0"	12'4"	7'3"	10,655	1,320	11,995	1,340	81	97.5	32.5	4 - 6
332CBOK	39'11"	8'0"	12'3"	7'3"	10,490	1,230	11,995	1,505	81	97.5	32.5	4 - 6
334RLOK	39'11"	8'0"	12'3"	7'3"	10,755	1,350	12,500	1,745	81	97.5	32.5	2 - 4

Some specs at the time of print may include estimates. For the most accurate information, please visit Jayco.com.

****Split tanks**

Unloaded Vehicle Weight (UVW): Sometimes referred to as "Dry Weight," UVW means the typical weight of the trailer as built at the factory. The UVW, as used in product literature and other promotional materials, does not include cargo, fresh water, propane, options or dealer-installed accessories.

Gross Vehicle Weight Rating (GVWR): GVWR means the maximum permissible weight of the trailer, including the UVW plus personal items, all cargo, fluids, options and dealer-installed accessories. The GVWR is equal to or greater than the sum of the UVW and the CCC.

Cargo Carrying Capacity (CCC): CCC means the maximum weight of personal items, food, fresh water, propane, tools, other cargo and dealer-installed accessories that can be carried by the trailer. CCC is equal to or less than GVWR minus UVW. The addition of options will decrease the CCC.

Hitch Weight (HW): The hitch weight, as used in product literature and other promotional materials, does not include cargo, fresh water, propane gas, options or dealer-installed accessories. The addition of these types of items will either add to or subtract from the stated hitch weight.

It is important for your safety and enjoyment that your tow vehicle be adequately sized and equipped to tow and handle the GVWR of the RV you select. Review weights and rating of your tow vehicle and consult a competent advisor for questions or advice. Whether you are new to RVing or a veteran, get a feel for the performance of your tow vehicle before heading out on the roadways. When you tow an RV, you must drive differently than when you drive a single vehicle. Practice hooking up, driving, backing up and braking in a safe environment or seek out professional instruction. Jayco affixes a weight label to each RV which lists estimated weight information for that vehicle. See specifications chart above.

EAGLE ENHANCEMENTS



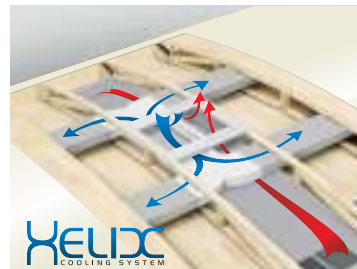
KEYED-ALIKE LOCK SYSTEM



HARDWOOD SLIDE ROOM FASCIA



INDUSTRY EXCLUSIVE LED BACKLIT MIRROR



HELIX WHISPER QUIET COOLING SYSTEM WITH JAYCO-EXCLUSIVE DUCT DESIGN



INTEGRATED REAR 2-INCH RECEIVER HITCH



MORRYDE CRE3000 RUBBERIZED SUSPENSION



RESIDENTIAL SERTA MATTRESS



360 SIPHON ROOF VENT



SHAW RESIDENTIAL CARPETING WITH R2X STAIN GUARD, R-VALUE AND SOUND DAMPENING

JAYCOMMAND™

A continued focus on innovation: mobilizing control of RV systems.

Systems controlled may include:

- Multiple light zones
- Awnings
- Tank monitoring
- Leveling
- Slideouts

HDMI™ Bluetooth™



12V 3-ZONE FURRIION® AV SYSTEM WITH HDMI AND BLUETOOTH



LG SOLID-SURFACE KITCHEN COUNTERTOP WITH BAMBOO SINK COVER AND STRAINER



MORRYDE STEPABOVE

GET OFF GRID!

- Large Holding Tank Capacities
- Extra-Large Battery Area
- Solar Prep to Rooftop and Ground
- Generator Prep (Option)
- Extra LP Capacity (Option)

OPTIONAL DRY CAMPING PACKAGE WITH GEN PREP




GO POWER! GROUND AND ROOFTOP SOLAR PREP



OPTIONAL FURRIION BACKUP CAMERA SYSTEM

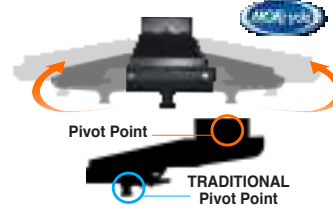


OPTIONAL SANI-CON TURBO WASTE MANAGEMENT SYSTEM



POTS AND PANS DRAWER WITH 75 LB. CAPACITY

orbital ROTATING PIN BOX



OPTIONAL MORRYDE ORBITAL PIN BOX (EAGLE HT FIFTH WHEEL ONLY)



OPTIONAL MORRYDE "RPB" RUBBER PIN BOX (EAGLE FIFTH WHEEL ONLY)

2020 EAGLE STANDARDS & OPTIONS

STANDARD EXTERIOR EQUIPMENT	HT TT	TT	HT FW	FW
StrongholdVBL™ aluminum framed and vacuum bond laminated gel-coated fiberglass exterior walls (including rear wall and slide room end walls)	X	X	X	X
Magnum Truss™ Roof System (strongest tested roof in the industry) with one piece, seamless DiFlex II material	X	X	X	X
Climate Shield™ zero-degree tested weather protection:	X	X	X	X
• Fully enclosed and heated underbelly (ducted)				
• 35,000 BTU output furnace				
• Double layer fiberglass batt insulation in ceiling and floor				
• Double sided radiant barrier insulation (roof, floor, cap, and slide room floors)				
• PEX plumbing				
HELIX Cooling System™ (industry exclusive):	X	X	X	X
• Exterior-mounted 15,000 BTU “Whisper Quiet” A/C unit				
• Jayco exclusive insulated dual duct design				
• Directional and closeable A/C vents				
• Larger return air vents with user accessible filters				
JaySMART™ (Safety Markers And Reverse Travel) LED Lighting (patent-pending)	X	X	X	X
Painted fiberglass front cap with built-in specialty LED lighting	X	X	X	X
Custom automotive-grade vinyl exterior graphics package	X	X	X	X
LED exterior lighting package	X	X	X	X
Detachable Powersmart™ LED shore power cord	X	X	X	X
Dual 30 lb. propane bottles with auto regulator	X	X	X	X
Pass-through storage with Slam-latch™ baggage doors	X	X	X	X
Digital TV antenna with Wi-Fi Prep	X	X	X	X
Exterior marine-grade speakers	X	X	X	X
Fully enclosed, LED-lighted Nautilus universal docking center:	X	X	X	X
Selectable water connections	X	X	X	X
Quick connect outside shower	X	X	X	X
Black tank flush, winterization, and sanitization	X	X	X	X
Independent satellite and whole coach cable hookups	X	X	X	X
Water heater bypass	X	X	X	X
Battery disconnect	X	X	X	X
Under-mounted spare tire (Goodyear® Endurance®, Made in U.S.A.)	X	X	X	X
LP quick connect (outside grill prep)	X	X	X	X
Roof ladder	X	X	X	X
Slide topper/awning prep	X	X	X	X
“Industry’s BEST” outside kitchen (select models)	X	X	X	X
Front electric tongue jack	X	X	N/A	N/A
Front electric landing gear	N/A	N/A	X	X
Front electric stabilizer jacks	OPT	X	N/A	N/A

Rear electric stabilizer jacks	OPT	X	OPT	N/A
Electric auto-leveling system	OPT	OPT	OPT	X
STANDARD INTERIOR EQUIPMENT	HT TT	TT	HT FW	FW
Solid hardwood slide fascia	X	X	X	X
Handcrafted and glazed doors, drawers and trim	X	X	X	X
Heavy-duty, 75 lb., full extension, steel ball-bearing drawer guides	X	X	X	X
5/8 in. tongue and groove joined plywood floor decking	X	X	X	X
Shaw® residential carpeting with R2X® stain guard (Made in U.S.A.)	X	X	X	X
Shaw® residential carpet pad with R-value and sound dampening (Made in U.S.A.)	X	X	X	X
Shaw® “Wood Plank” vinyl flooring (Made in U.S.A., standard minimal carpeting)	X	X	X	X
LED interior lighting throughout	X	X	X	X
LED dimmer switches in main room and dining area	X	X	X	X
Central command center with built-in tank monitoring	X	X	X	X
Tri-fold hide-a-bed sofa with residential sleep surface (select models)	X	X	X	X
Swivel glider recliners (select models)	X	X	X	X
Stainless steel kitchen sink	X	X	X	X
Brushed nickel kitchen faucet with pullout sprayer	X	X	X	X
Gas/electric RV refrigerator with freezer	8 cu. ft.	LUX	8 cu. ft.	LUX
Dual USB charging ports (kitchen and bedroom)	X	X	X	X
Bluetooth speaker prep	X	X	X	X
12V charging station	X	X	X	X
Extra 110V power outlets in kitchen and slide rooms	X	X	X	X
Bathroom skylight	X	X	X	X
LED backlit medicine cabinet with custom framed mirror (industry exclusive)	X	X	X	X
Bathroom stone and glass tile backsplash	X	X	X	X
Blue LED nightlights (bathrooms and bunkrooms)	X	X	X	X
Porcelain foot flush toilet	X	X	X	X
Residential quilted bedspread and pillows	X	X	X	X
Gas-strutted under-bed storage	X	X	X	X
“Smart” LED Reading Lights (with blue nightlight mode)	X	X	X	X
CPAP prepped bedroom	X	X	X	X
Carbon monoxide and LP detector	X	X	X	X
CUSTOMER VALUE PACKAGE (MANDATORY)	HT TT	TT	HT FW	FW
MORryde® StepAbove™ entrance steps (main entrance) with blue LED light	CVP	CVP	CVP	CVP
15,000 BTU “Whisper Quiet” A/C	CVP	CVP	CVP	CVP
50 amp service with dual A/C ducts and second A/C prep	CVP	CVP	CVP	CVP

Electric patio awning with integrated LED lights	CVP	CVP	CVP	CVP
Quick recovery gas/electric DSI water heater (17.8 gal. per hour)	CVP	CVP	CVP	CVP
Residential Queen (60 in. x 80 in.) Serta® mattress with under-bed storage	CVP	CVP	CVP	CVP
Custom machined aluminum rims	CVP	CVP	CVP	CVP
Rear 2 in. receiver	CVP	CVP	CVP	CVP
LED HDTV with fully digital HDMI output	40"	50"	40"	50"
12V AM/FM/CD/DVD/USB A/V system with Bluetooth® and HDMI®	CVP	CVP	CVP	CVP
Stainless steel range with glass cover	CVP	CVP	CVP	CVP
Stainless steel microwave with exhaust fan	CVP	CVP	CVP	CVP
Keyed Alike™ lock system (single key for all doors/locks)	CVP	CVP	CVP	CVP
Rooftop and ground solar prep by Go Power®	CVP	CVP	CVP	CVP
Backup camera prep (rear observation)	CVP	CVP	CVP	CVP
Hidden hinges	CVP	CVP	CVP	CVP
Rain-proof EZ Breeze™ 350CFM bathroom power vent	CVP	CVP	CVP	CVP
Upgraded friction hinge entrance door with XL grab handle	CVP	CVP	CVP	CVP
Wireless remote control system	CVP	CVP	CVP	CVP
4 STAR HANDLING PACKAGE (MANDATORY)	HT TT	TT	HT FW	FW
Goodyear® Endurance™ Tires (Made in U.S.A., Load Range ‘E’)	15"	16"	15"	16"
Dexter® Axles with Nev-R-Adjust® brakes and E-Z Lube® hubs	X	X	X	X
MORryde® CRE-3000™ rubberized suspension	X	X	X	X
Wet bolt fasteners, bronze bushings, and shock absorber prep	X	X	X	X
LUXURY PACKAGE (MANDATORY)	HT TT	TT	HT FW	FW
JAYCOMMAND™ “Smart RV” System powered by BMPPro	N/A	LUX	N/A	LUX
Drinking Water System™ (patent-pending)	N/A	LUX	N/A	LUX
2nd Power Awning	N/A	LUX	N/A	LUX
Washer/Dryer prep	N/A	LUX	N/A	LUX
Soft close residential kitchen drawers	N/A	LUX	N/A	LUX
Integrated sound bar	N/A	LUX	N/A	LUX
13.5 cu. ft. Gas/Electric Refrigerator	OPT (SELECT MOD)	LUX	OPT (SELECT MOD)	LUX
LG® solid-surface kitchen countertop with bamboo sink cover and strainer	OPT	LUX	OPT	LUX
LED fireplace with 5,000 BTU electric space heater	OPT	LUX	OPT	LUX
Frameless windows	OPT	LUX	OPT	LUX

CVP - Customer Value Package **OPT** - Optional **LUX** - Luxury Package
X - Standard

OPTIONS	HT TT	TT	HT FW	FW
Canadian Standards (CSA)	OPT	OPT	OPT	OPT
Custom contemporary or traditional interior design (industry first!)	OPT	OPT	OPT	OPT
16 in. Goodyear® Endurance® Tire Upgrade	OPT	X	OPT	STD
Freestanding rustic table with leaf and 2 storage & 2 folding chairs	OPT	X	OPT	OPT
Booth Dinette (select models)	OPT	OPT	OPT	OPT
L-Shaped Booth Dinette (select models)	OPT	OPT	OPT	OPT
Chaise Lounge Dinette	OPT	N/A	OPT	N/A
Party Sofa with Stowable Tables and Hide-a-bed (select models)	OPT	N/A	OPT	OPT
2nd 15,000 BTU A/C Ducted in Bedroom	OPT	OPT	OPT	OPT
LED fireplace, 5,000 BTU electric heater	OPT	LUX	OPT	LUX
Wall hugger theater seating with heat and massage (select models; STD select models)	OPT	OPT	OPT	OPT
LG® solid-surface kitchen countertop with bamboo sink cover and strainer	OPT	LUX	OPT	LUX
Tri-fold hide-a-bed sofa (select models)	N/A	N/A	N/A	OPT
2nd Tri-fold Hide-A-Bed Sofa (select models)	OPT	N/A	N/A	OPT
Electric stabilizer jacks (front and rear)	OPT	X	OPT	N/A
Rear electric stabilizer jacks	N/A	N/A	OPT	N/A
Electric auto-leveling system (in place of electric stabilizer jacks)	OPT	OPT	OPT	STD
Serta® 72" x 80" king-sized mattress	OPT	OPT	OPT	OPT
13.5 cu. ft. Gas/Electric Refrigerator (select models)	OPT	LUX	OPT	LUX
21 cu. ft. Residential Refrigerator + 1200W pure sine wave inverter (in place of 13.5 cu. ft. gas/electric refrigerator)	N/A	OPT	N/A	OPT
MORryde “RPB” Rubber Pin Box	N/A	N/A	N/A	OPT
MORryde Orbital™ 90° Rubber Pin Box	N/A	N/A	OPT	N/A
32 in. LED TV in Master Bedroom	N/A	OPT	N/A	OPT
32 in. LED TV in Bunk House (select models)	OPT	N/A	N/A	OPT
32 in. LED TV in Outside Kitchen (select models)	OPT	OPT	OPT	OPT
Rolling island pantry (338RETS)	N/A	OPT	N/A	N/A
Dry-camping package	N/A	N/A	OPT	OPT
Wireless Backup/Rear View Camera kit	OPT	OPT	OPT	OPT
Tire Pressure Monitoring System	N/A	OPT	N/A	OPT
Overlander Solar Kit (solar controller and roof-mounted 190W panel)	OPT	OPT	OPT	OPT
Sani-con® Turbo waste management system	OPT	OPT	OPT	OPT
Generator Prep	OPT	OPT	OPT	OPT
Frameless windows	OPT	LUX	OPT	LUX
Frameless Dual Pane Tinted Safety Glass Windows	OPT	OPT	OPT	OPT

EAGLE HT FW 28.5RSTS



28.5RSTS shown in Modern Farmhouse interior design



29.5BHOK Bunkroom



MORryde® StepAbove™ entry steps



orbital ROTATING PIN BOX

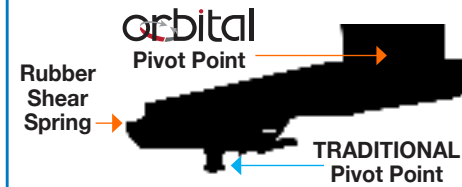
True 90-degree turning radius without a slider hitch in a short bed truck



NO SLIDER HITCH NEEDED!

ROTATING PIN BOX WITH RUBBER CUSHION

- Dramatically improved turning radius
- Provides jerk-free starts and stops and an overall smoother ride
- Uses 100% natural rubber shear springs to absorb towing shock
- 3" front-to-back travel and 1.5" side-to-side travel
- Helps eliminate chucking



29.5BHOK shown in American Tradition interior design

25.5REOK



OPTION OPTION
(A) (C)

27.5RLTS



OPTION OPTION
(A) (E)

28.5RSTS



OPTION OPTION
(A) (C)

29.5BHDS



OPTION OPTION OPTION
(B) (C) (D)

29.5BHOK



OPTION OPTION OPTION
(B) (D) (F)

30.5MLOK



OPTION OPTION OPTION
(B) (F) (G)



30.5CKTS



OPTION OPTION OPTION

(A) (C) (F)

30.5MBOK



OPTION OPTION

(B) (E)

LEGEND

- STORAGE
- MICRO MICROWAVE
- OHC OVERHEAD CABINETS
- FRIDGE REFRIGERATOR
- WARD WARDROBE

OPTIONS



A

B

C

D

E

F

SPECS

FLOORPLAN	EXTERIOR TRAVEL LENGTH	EXTERIOR WIDTH	EXTERIOR HEIGHT (WITH A/C)	INTERIOR HEIGHT	INTERIOR HEIGHT-BEDROOM	UNL LOADED WEIGHT	DRY HITCH WEIGHT	GVWR	CARGO CARRYING CAPACITY	FRESH WATER CAPACITY (INCLUDES WATER HEATER)	GREY WASTE WATER CAPACITY	BLACK WASTE WATER CAPACITY	SLEEP CAPACITY
25.5REOK	28' 8"	8'0"	12'8"	7'11"	6'2"	7,775	1,405	9,995	2,220	48	65	32.5	4 - 6
27.5RLTS	30' 8"	8'0"	12'3"	7'11"	6'2"	8,100	1,585	9,995	1,895	48	65	32.5	4 - 6
28.5RSTS	32' 7"	8'0"	12'5"	7'11"	6'2"	8,820	1,465	10,995	2,175	49	65	32.5	4 - 6
29.5BHDS	34' 3"	8'0"	13'0"	7'11"	6'2"	8,870	1,630	10,995	2,125	49	73.5	32.5	8 - 10
29.5BHOK	35' 0"	8'0"	12'7"	7'11"	6'2"	8,870	1,615	11,000	2,130	49	73.5	32.5	8 - 10
30.5CKTS	33' 8"	8'0"	12'5"	7'11"	6'2"	8,925	1,540	11,000	2,075	49	65	32.5	4 - 6
30.5MBOK	36'2"	8'0"	13'0"	7'11"	6'2"	9,970	1,795	11,950	1,980	81	65	32.5	6 - 8
30.5MLOK	33' 11"	8'0"	13'0"	7'11"	6'2"	8635	1550	11000	2,365	49	65	32.5	4 to 6

Some specs at the time of print may include estimates. For the most accurate information, please visit Jayco.com.

****Split tanks**

Unloaded Vehicle Weight (UVW): Sometimes referred to as "Dry Weight," UVW means the typical weight of the trailer as built at the factory. The UVW, as used in product literature and other promotional materials, does not include cargo, fresh water, propane, options or dealer-installed accessories.

Gross Vehicle Weight Rating (GVWR): GVWR means the maximum permissible weight of the trailer, including the UVW plus personal items, all cargo, fluids, options and dealer-installed accessories. The GVWR is equal to or greater than the sum of the UVW and the CCC.

Cargo Carrying Capacity (CCC): CCC means the maximum weight of personal items, food, fresh water, propane, tools, other cargo and dealer-installed accessories that can be carried by the trailer. CCC is equal to or less than GVWR minus UVW. The addition of options will decrease the CCC.

Hitch Weight (HW): The hitch weight, as used in product literature and other promotional materials, does not include cargo, fresh water, propane gas, options or dealer-installed accessories. The addition of these types of items will either add to or subtract from the stated hitch weight.

It is important for your safety and enjoyment that your tow vehicle be adequately sized and equipped to tow and handle the GVWR of the RV you select. Review weights and rating of your tow vehicle and consult a competent advisor for questions or advice. Whether you are new to RVing or a veteran, get a feel for the performance of your tow vehicle before heading out on the roadways. When you tow an RV, you must drive differently than when you drive a single vehicle. Practice hooking up, driving, backing up and braking in a safe environment or seek out professional instruction. Jayco affixes a weight label to each RV which lists estimated weight information for that vehicle. See specifications chart above.

319MLOK

EAGLE FW




319MLOK shown in Modern Farmhouse interior design



321RSTS shown in American Tradition interior design





JAYCOMMAND

The JAYCOMMAND™ system puts RVers in full control of their unit. The system was custom-built by our product development teams along with, so that owners can monitor and control key RV operations from a phone or a tablet.

Systems controlled may include:

- Multiple light zones
- Awnings
- Tank monitoring
- Leveling
- Slideouts

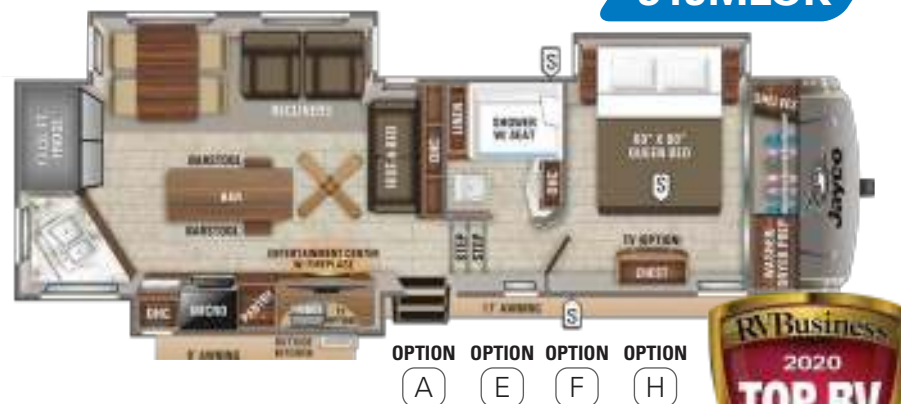


EAGLE FW FLOORPLANS

317RLOK



319MLOK



321RST

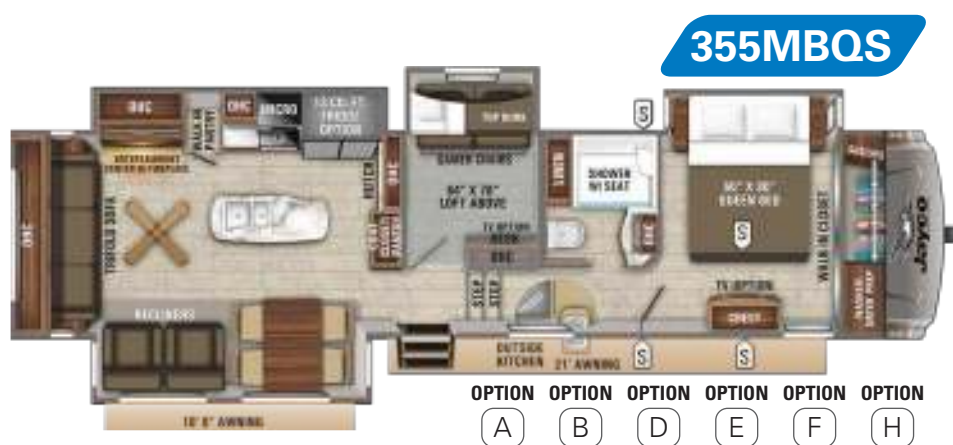


336FBOK

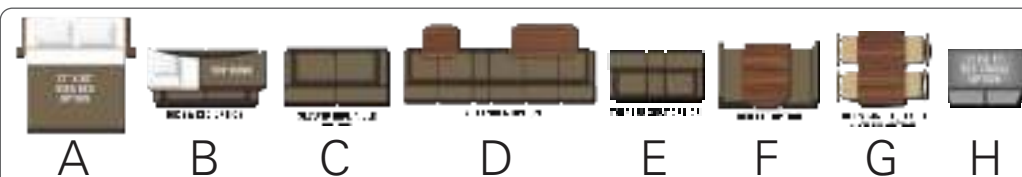


347BHOK





OPTIONS



LEGEND

S	STORAGE
MICRO	MICROWAVE
OHC	OVERHEAD CABINETS
FRIDGE	REFRIGERATOR
WARD	WARDROBE

SPECS

FLOORPLAN	EXTERIOR TRAVEL LENGTH	EXTERIOR WIDTH	EXTERIOR HEIGHT (WITH A/C)	INTERIOR HEIGHT	INTERIOR HEIGHT-BEDROOM	UNLOADED VEHICLE WEIGHT	DRY HITCH WEIGHT	GVWR	CARGO CARRYING CAPACITY	FRESH WATER CAPACITY (INCLUDES WATER HEATER)	GREY WASTE WATER CAPACITY	BLACK WASTE WATER CAPACITY	SLEEP CAPACITY
317RLOK	36' 7"	8' 0"	13' 1"	8' 7"	6' 6"	10945	2110	12995	2,050	81	87	50	4
319MLOK	36' 6"	8' 0"	13' 1"	8' 7"	6' 6"	10875	1935	12995	2,120	81	87	50	4 - 6
321RSTS	36' 6"	8' 0"	13' 0"	8' 7"	6' 6"	10815	1895	12700	1,885	81	87	50	4 - 6
336FBOK	39' 8"	8' 0"	13' 0"	8' 7"	6' 6"	11682	2216	13750	2,068	80	87	87	4
347BHOK	41' 1"	8' 0"	13' 6"	8' 7"	6' 6"	12865	2195	14850	1,985	81	95.5	87	8 - 10
355MBQS	42' 0"	8' 0"	13' 0"	8' 7"	6' 6"	12905	2215	14995	2,090	81	87	50	8 - 10
357MDOK	41' 11"	8' 0"	13' 0"	8' 7"	6' 6"	13030	2415	14995	1,965	80	87	50	8 - 10

Some specs at the time of print may include estimates. For the most accurate information, please visit Jayco.com.

****Split tanks**

Unloaded Vehicle Weight (UVW): Sometimes referred to as "Dry Weight," UVW means the typical weight of this trailer as built at the factory. The UVW, as used in product literature and other promotional materials, does not include cargo, fresh water, propane, options or dealer-installed accessories.

Gross Vehicle Weight Rating (GVWR): GVWR means the maximum permissible weight of the trailer, including the UVW plus personal items, all cargo, fluids, options and dealer-installed accessories. The GVWR is equal to or greater than the sum of the UVW and the CCC.

Cargo Carrying Capacity (CCC): CCC means the maximum weight of personal items, food, fresh water, propane, tools, other cargo and dealer-installed accessories that can be carried by the trailer. CCC is equal to or less than GVWR minus UVW. The addition of options will decrease the CCC.

Hitch Weight (HW): The hitch weight, as used in product literature and other promotional materials, does not include cargo, fresh water, propane gas, options or dealer-installed accessories. The addition of these types of items will either add to or subtract from the stated hitch weight.

It is important for your safety and enjoyment that your tow vehicle be adequately sized and equipped to tow and handle the GVWR of the RV you select. Review weights and rating of your tow vehicle and consult a competent advisor for questions or advice. Whether you are new to RVing or a veteran, get a feel for the performance of your tow vehicle before heading out on the roadways. When you tow an RV, you must drive differently than when you drive a single vehicle. Practice hooking up, driving, backing up and braking in a safe environment or seek out professional instruction. Jayco affixes a weight label to each RV which lists estimated weight information for that vehicle. See specifications chart above.

1 4 STAR HANDLING PACKAGE

- ★ **DEXTER AXLES WITH NEV-R-ADJUST BRAKES**
The Benchmark of the trailer industry!
- ★ **DEXTER WET BOLT FASTENERS AND BRONZE BUSHINGS**
Resists the wear-and-tear of towing.
- ★ **MORRYDE RUBBERIZED SUSPENSION SYSTEM**
Better absorbs and isolates road shock.
- ★ **GOODYEAR ENDURANCE TIRES**
Made in the U.S.A. and featuring the patented Durawall® technology.

* Upgrade to our 5-star handling package by adding an optional MORryde pin box



- 2 **STRONGHOLD VBL™** Eagle flaunts the industry's strongest vacuum-bonded lamination. We laminate each sidewall, rear wall, slide room wall, and slide room end walls for 16 minutes at 144 tons of pressure, then use aluminum strips to conceal unsightly vertical lines.
- 3 **HELIX Whisper Quiet Cooling System:** standard 15,000 BTU AC with specialty ducts dramatically reduces noise while increasing efficiency
- 4 **PIN BOX OPTIONS:** MORryde RPB or Orbital specialty pin box upgrades available
- 5 **BETTER BUILDING MATERIALS:** Tongue and groove joined plywood is used to deck both the roof and the floor
- 7 **MAGNUM TRUSS® XL5 ROOF SYSTEM** withstands 4,500 pounds 50 percent more than other RV roofs

- 6 **JaySMART™ LIGHTING:** Jayco's exclusive, patent-pending S.M.A.R.T. (Safety Markers And Reverse Travel) lighting increases safety and visibility

8 CLIMATE SHIELD

Extend your camping season with the Jayco Climate Shield.

It protects against extreme heat and extreme freezing—even in temperatures as high as 100 degrees or as low as zero degrees (Fahrenheit).*

LIVING ROOM	KITCHEN	BATHROOM	HOLDING TANK	BEDROOM
0°F 70°F 100°F 69°F	0°F 69°F 100°F 70°F	0°F 71°F 100°F 68°F	0°F 60°F 100°F 72°F	0°F 71°F 100°F 71°F

*Jayco tested fifth wheels in zero degrees F and 100 degrees F weather over an extended period of time in a controlled environment, and all functions of the coach were fully operational. Testing was done in a completely controlled environment; therefore, temperatures during testing may not represent actual temperatures in nature and cannot account for elements such as wind or moisture. In actual use, unit may not perform as well. Supplier of cooling components does not guarantee anything better than 20 degrees difference from ambient temperature. In addition, outside components are subject to freezing and require steps to properly insulate. Jayco's limited warranty does not cover damage caused by freezing. To learn more about Climate Shield and testing done by Jayco, visit www.jayco.com.

2+3

YEAR LIMITED | YEAR STRUCTURAL
WARRANTY

Travel with Confidence

NO ONE OFFERS A BETTER WARRANTY

At Jayco, we build our RVs to handle every adventure, then back them with our **industry-leading 2+3 warranty**. Our 2-year limited warranty has you covered for 2 camping seasons. That's **730 days**. In addition, our 3-year structural warranty has you covered for **3 camping seasons or 1,095 days**. You won't find a better warranty in the business, because the only strings we attach are those that deliver the ultimate in reliability. That's the Jayco difference. So go explore. For a copy of our 2-year limited + 3-year structural warranty with complete terms and conditions, please contact your local Jayco dealer.



Jayco, Inc. | P.O. Box 460 | Middlebury, IN 46540 © **RVIA**
See dealer for further information and prices. All information in this brochure and on www.jayco.com is the latest available at the time of publication approval. Jayco reserves the right to make changes and to discontinue models without notice or obligation. Photography may show optional equipment or props used for decoration purposes only. RVs built for sale in Canada may differ to conform to Canadian codes. JAYCO and the JAYCO BIRD IN FLIGHT are registered trademarks of Jayco, Inc. Printed in USA 76K 12/30 ©2019 Jayco, Inc.

Meet your Jayco Dealer

Follow Jayco
#LetsJayco

