



2007 FLEETWOOD FOLDING CAMPING TRAILERS

HIGHLANDER

AMERICANA

DESTINY

ELEMENT

EVOLUTION



MEMORIES TO LAST A LIFETIME...FOR THEM...FOR YOU...FOREVER YOUNG

North America's



Number 1 Choice

FLEETWOOD FOLDING TRAILERS

The FLEETWOOD Advantage – The Closer You Look, the Better We Look.

Our 40 years of camping experience backed by thoughtful design and engineering means no matter which model you choose...you get the user-friendly features and reliable quality that have made Fleetwood folding camping trailers North America's Number 1 Choice.



A Leader In Customer Satisfaction

Fleetwood's CSI (Customer Satisfaction Index) gathered each year by Fleetwood from actual customers is a "report card" for each manufacturing facility. Somerset, PA, sole manufacturing facility for Fleetwood Folding Trailers, has consistently won the top CSI award yearly since its inception in 1991, with an average CSI rating of 96%. During that period of time Fleetwood's Somerset facility has produced over a quarter million trailers!

NO competitor has even come close!

FLEETWOOD FOLDING TRAILER WARRANTY

Limited Lifetime Warranty
Frame and Lift System.

Limited 25 Year Warranty
Floor and Bed Platform Wood.

Limited 5 Year Warranty
Roof Assembly and Tent Material.

Limited 1 Year Warranty
Hitch to Bumper.

The limited lifetime warranty on specified structural components covers repair of defective parts, labor, and freight for the first full year and repair of specified defective parts and labor for years two and beyond from the date of purchase...for as long as you own your trailer.

NATIONAL COVERAGE

Traveling to Spokane? Buffalo? We've got you covered with one of the nation's largest trained service networks. In fact, **over 300 Fleetwood Folding Trailer dealers** are just a phone call away. (See back cover for more details).

QUALITY AND SAFETY FEATURES:

- Dependable Posi-Lock Lift System
- Stainless Steel Lift Posts Do Not Require Protective Rain Covers
- Rugged Tubular Steel Frame with Bumper
- Heavy Duty Leaf Spring Suspension
- Durable Galvanized Steel Side Body Panels
- Heavy Duty Full-Perimeter Aluminum Body and Bed Rails
- Metal Framed Seats (E)
- Reliable Roof with Air Conditioner Prep (install kits required)
- Durable Structurwood® One-Piece Floor and Beds
- Electric Brakes
- Positive Locking Safety Chains
- EZ Lube Axle
- Five-bolt Wheels
- Entry Step
- Beds Rated to 1,100lbs Capacity
- Lift System Does Not Require Auxiliary "Safety" Posts
- Smoke and CO Detector / Alarm
- Propane Detector / Alarm (C)
- Fire Extinguisher (C)

COMFORT AND CONVENIENCE FEATURES:

- 3-Way Refrigerator (A)
- Full Storage Upper Galley (C)
- Wide One-Piece Screen Door
- Convenient Crank-Down Stabilizer Jacks (C)
- Spare Tire, Mount, Lug Wrench
- Power Converter With Charger (C)
- 12V Interior Lighting
- 12V Electric Water Pump (A)
- Exterior Patio Light (C)
- Exterior 110V Outlet (C)
- Interior 110V Outlets (C)
- Carry-out free-standing dining table (C)
- Exterior Propane Hook-up For Outside Cooking (C)
- Vinyl Spare Tire Cover
- Vinyl Propane Tank Cover (C)
- 20lb Propane Tank (C)
- Attached Bed Support Legs
- Swing-Up Dolly Jack (B) (D)
- Lift System Does Not Require Over-Crank Warning Cable
- Auto-Shut Off Interior Lights For Setting Down Camper
- Breathable Sunbrella 302 sectionalized tent
- Clear Window Vinyl
- Fine Mesh Window Screening
- Lined Window Curtains
- Lined Bed Privacy Curtains
- Decorative Valance (A) (B)
- Supportive High-Density Foam Mattresses

- (A) EXCEPT ELEMENT MODELS
(B) EXCEPT EVOLUTION MODELS
(C) EXCEPT NEON MODEL
(D) EXCEPT HIGHLANDER MODELS
(E) EXCEPT DESTINY MODELS

DEPENDABLE LIFT SYSTEM

To assure quality and dependability, we fabricate our entire lift system, as we have for forty years. Many competitors outsource their lift systems. Look closely and you'll see the superior quality of our system.

- Stainless steel cables and posts will not corrode or bind. Many competitors use lesser quality zinc plated steel posts and unplated "pusher springs".
- Stainless steel construction and water channeling design. Most competitors rely on awkward tent flaps to try to keep rainwater away.
- Our lift system cannot be over-cranked. Many competitors require that you monitor an over-crank warning cable or risk damage and void the warranty.
- Our lift system does not require that additional "safety posts" be used to support the roof. Most competitors do.
- Our lift system uses a heavy duty independent cable for each lift post. Many competitors use a single master cable. Damage to one cable, and your camper cannot be used.
- Posi-Lock feature allows operator to stop and start without fear of kick-back or free-fall.



CHASSIS, AXLE & SUSPENSION

- Fleetwood features standard trailer brakes on every model. Why do many competitors think brakes should be optional on some of their models?
- Five-bolt wheels vs four-bolt as some competitors use.
- To assure quality and dependability, we fabricate our entire chassis (except Avalon), as we have for forty years. Some competitors outsource their frames.
- Heavy-duty tubular steel chassis with full-perimeter support for long term durability. Some competitors use weaker C channel frames.
- Trailer wiring protected inside chassis tubes-not exposed like some competitors'.
- Dependable soft-riding yet rugged leaf-spring suspension.
- EZ Lube axles permit easy maintenance.

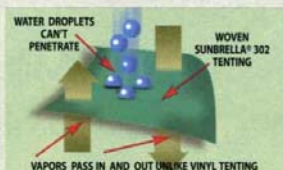


The above photos are for illustration purposes only. They depict demonstrations conducted by an independent testing and research laboratory and illustrate a result of applying a 10,000lb force to a tubular frame member mounted leaf spring and axle used by Fleetwood, and a C channel frame member mounted torsion axle similar to many competitors.

TENTING & WINDOWS

To assure quality and dependability, we sew and 100% inspect every seam on every tent, as we have for forty years. Many competitors outsource their tents. Only Fleetwood uses breathable Sunbrella 302" woven acrylic tenting exclusively on all models. Most competitors use non-breathable vinyl coated fabrics that promote condensation – which perhaps explains why they use roof vents – potentially a source of leaks.

- Sunbrella 302 resists mildew, dry rot, fading, and cracking, and is hypoallergenic.
- Sunbrella 302's inherent water resistance requires no periodic treatments, and meets or exceeds federal FMVSS302 standards for flammability.
- Our tents are sectionalized for easier and less costly repair or replacement.



FLOOR & BED CONSTRUCTION

We use one-piece Weyerhaeuser Structurwood® exclusively on all floors and bed platforms to eliminate seams. Our use of Structurwood® is so dependable that Weyerhaeuser agrees with our practice of not coating the exposed bottom surfaces.



- Weyerhaeuser agrees with Fleetwood's practice of not coating the exposed bottom surface of the Structurwood® panels used in their trailers. In our opinion, moisture from occupancy load, or from other internal or external sources may become trapped in the Structurwood® substrate if it is coated on the underside with a system that impairs the ability of the substrate to dry thoroughly. Trapped moisture, over time may cause premature decay or rot." Weyerhaeuser
- Look closely...many competitors use thin wood strips and staples to splice together their beds.
 - Unlike plywood, Structurwood's® engineered construction and 100% quality control ensure consistent panels with no knotholes or voids.
 - We reinforce every bed with full-perimeter aluminum frames and steel supports, and rate them to 1,100lbs capacity. Built strong, our beds operate with a minimum of effort.
 - All our beds feature easy-to-use integrated support legs that set up quickly and cannot be inadvertently misplaced or lost. Look closely...many competitors use detached support legs, much like annoying tent poles, which must be preassembled and stored separately.

BODY CONSTRUCTION

In addition to our durable chassis, all models utilize our exclusive full-perimeter aluminum upper body rail construction that features steel bulkheads at all corners and doorways to create a durable skeletal framework.

- All models feature galvanized and painted steel side body panels that are riveted to the trailer's framework- providing both flexibility and durability for the rough roads you are bound to encounter. Look closely...most



- competitors use glued together sidewalls that are then stapled or screwed together – no way to build an over-the-road vehicle.
- Depending on model, our front and rear body panels are durably constructed with either galvanized and painted steel panels, diamond plate embossed aluminum panels, or automotive styled thermoformed TPO panels.
 - Unlike most competitors' wood construction, our storage box equipped models feature our exclusive and durable seamlessly roto-molded box that can be washed out and drained.

ROOF CONSTRUCTION

- Americana, Highlander, and Evolution models feature an all-weather durable one-piece front to rear Filon® exterior, with full-length aluminum side reinforcements that integrate our exclusive roof rack tracks. For maintenance-free ownership, this roof employs no exposed caulking.
- Destiny and Element models feature our dependable aluminum exterior construction – folded along all four sides for added strength without added seams. For ease of ownership, this roof features approximately half the seaming of most competitive roofs.
- Unlike most competitors who use vinyl coated tents, we do not compromise the integrity of our roofs by adding a roof vent – potentially a source of leaks during off-season outdoor storage.



GALLEY, DINING TABLE & COUNTERTOP CONSTRUCTION

Every Fleetwood galley has been thoughtfully designed for maximum convenience, storage, and durability.

- Highlander models feature a permanent no-set-up-required galley. Look closely and you'll see that, unlike some competitors, we've positioned the faucet where it need not be disassembled before closing down the trailer.
- Americana and Evolution models feature our patented Swing Level® galley that permits no-tip drawer storage in the upper cabinet.
- All new for 2007, every Highlander, Americana, and Evolution model features our exclusive new seamless-edged countertops. Look closely and you'll see not t-molding but rather a seamless surface of durable laminate that provides superior moisture resistance and long-term good looks.
- Element and Destiny models include a flip-over galley that, unlike most competitors, features an enclosed bottom so that the upper cabinet can be left packed.
- Backing up their rugged good looks with equally rugged construction, Element models feature a full metal constructed galley.



ENTRY STEP & SCREEN DOOR

Fleetwood believes every trailer should have an entry step. Why do many competitors think a step should be an option?

- All models feature our extra-wide 24 1/2" one-piece screen door with automatic spring return. Many competitors use narrow and difficult to set up and use two-piece doors.
- Americana models feature our patented Stepper™Door® with lockable tool storage compartment.
- Look closely – many competitors require the extra step of removing and storing the outer door before the screen door can be installed. Everywhere you look, our trailers are designed for quick and easy set up.



FLEETWOOD Folding Trailers vs Travel Trailers

Crank Up the Fun Without Paying At the Pump!

We hear it more every day...avid campers want the comforts and conveniences of a large travel trailer, but in an easy to tow, stow, and own RV. More and more RV buyers are finding that Fleetwood folding camping trailers offer comparable comforts and conveniences in an RV that is far easier to own than a travel trailer.

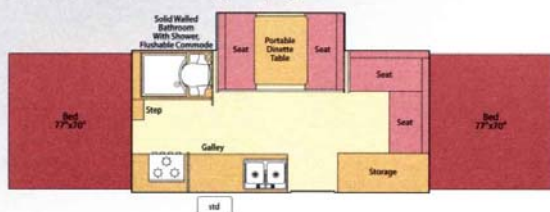
Facts You May Not Have Considered...

Many communities ban residential parking of large RVs, unless they are garage-able. Unlike travel trailers, many Fleetwood folding camping trailers are garage-able – likely saving you hundreds of dollars each year in storage fees, maintenance costs, and lost resale value.

Travel trailers require larger tow vehicles with low fuel efficiency – an expense you'll be paying even when not towing. Fleetwood folding camping trailers can be towed by smaller, more fuel efficient vehicles.

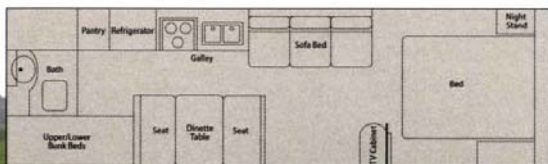
Large tow vehicle and travel trailer combinations can be difficult and time consuming to maneuver into many campsites – especially secluded or more natural sites. Fleetwood folding camping trailers are far easier to maneuver – that means less time spent setting up camp and more time taking it easy.

From large comfortable sleeping areas to private bathrooms and complete kitchens, from inside entertainment to outside cooking, chances are you'll find just what you're looking for in an easy to tow and fun-to-own Fleetwood folding camping trailer.




Compare Living Space...

Compare the Fleetwood Niagara floorplan (left) and a comparably sized travel trailer floorplan (below).



The Making of 17 Months and 50,000 Miles of "Popping Up", and Still Going...

Recreation Vehicle ownership is all about enjoying the adventure and discovery of travel, on your schedule, or better yet, lack of schedule. As Charles and Arlene Corby looked forward to retirement, they knew they wanted to experience the joys of travel, not be tied to a schedule, and most important- enjoy each others company. After an unusually wet stay in a tent earlier on in their journey, the Corbys considered their many RV choices, and found a "deal" on a second-hand folding camping trailer. But it was not a Fleetwood folding camping trailer, and the Corbys quickly realized if they were going to enjoy their travels, they would need something reliable, comfortable, and easy to use. They found just what they needed in a new Fleetwood Santa Fe, and once again set their sights on the horizon.



Traveling 50,000 miles over the span of 17 months, with their trusted Santa Fe in tow, the Corbys became experts in economical, low maintenance, enjoyable RV travel. But more importantly, they fulfilled their dreams of an incredible journey- one full of unpredictable and unforgettable sights, events, people, and memories. Arlene's compelling letters to family and friends chronicled their journey and became the seeds of inspiration- to write a book about their travels and show others that if they can do it, so can you.

Share the Corby's incredible journey in Popping Up Across America. Full of useful tips, humor, memorable moments, and local flavor, it will also tell how to:

- Adjust to life on the road
- Make your camper your home
- Live 24/7 with your partner and enjoy it!
- Experience memorable moments not possible without an RV

Available at many Fleetwood folding camping trailer dealers, and at www.poppingup.com

HIGHLANDER EXCLUSIVES!

- Larger 4.2 cu.ft. refrigerator with freezer
- Solid walled bathroom sets up as easy as 1-2-3
- Residential style flushable ceramic commode with holding tank

NEW FOR 2007

- Exclusive 4.2 cu.ft. 3-way refrigerator with freezer
- 20 gallon gray water holding tank
- Seamless-edged laminated countertop
- One-piece Filon® roof skin and full-length roof rack tracks
- DSI water heater operation
- Exterior stereo speakers
- Toilet tank fill level indicator
- New woodgrain decor
- Three new floor plans.

STANDARD FEATURES

in addition to items listed on page 2

- Waist level lift system crank location
- Avalon model features electric power lift standard
- Galvanized steel front, rear and side body panels with diamond plate front stone guard
- Alloy wheels with chrome lug nuts
- Niagara, Arcadia and Avalon feature solid-walled bathroom with flushable ceramic commode compatible with on-site sewage hook-ups and primitive type sites, Sequoia bathroom features new electric flush cassette commode with wheeled portable holding tank
- 20 gallon capacity gray water holding tank
- BackSaver bed support legs – painted, self-storing
- Slide-out entry step
- Decorative routed cabinet doors
- Double bowl stainless steel sink
- 20 gallon capacity under-floor water storage tank
- 6 gallon capacity DSI operation water heater
- 26 gallon total water storage capacity
- Outside shower
- 3-Burner inside stove with oven
- Microwave oven (except Arcadia)
- Water-resistant seamless edged laminated carry-out dining table
- Choice of RVQ outside grille OR 2-burner outside stove
- 16,000 BTU furnace
- Wardrobe hanger
- 4-Speaker stereo with CD player
- CATV Connection
- Cutlery Tray
- Casual Seating Area
- Exterior Access Storage compartment
- Quilted mattresses
- 2 - 20 Lb. Propane Tanks
- 4x4 Tube Storage Bumper
- One Combo Fan/Light standard on Avalon, Niagara, Arcadia for use over slide-out dinette



Avalon Model



Niagara Model

HIGHLANDER SERIES

SEQUOIA NIAGARA

ARCADIA AVALON

ULTIMATE COMFORT AND CONVENIENCE

The Highlander Series sets the standard in folding trailer comfort and convenience. Full-featured like a travel trailer but lightweight and easy to tow like a folding trailer.

See pages 8 & 9 for floor plans and specifications.



Avalon Model




HIGHLANDER SOLID WALL BATHROOM
(Left) makes set-up as easy as 1, 2, 3.

FLEETWOOD HIGHLANDER EXCLUSIVE!
(Right) Residential style privacy and convenience with a shower and flushable ceramic commode in a solid walled bathroom.



**Sequoia model features new electric flush cassette style commode with wheeled holding tank.*



Bayside Model

(Below) Seamless edged counter tops



Bayside Galley

AMERICANA EXCLUSIVES!

- Swing Level galley
- Stepper™ Door with lockable tool compartment
- Seamless Rotomolded front storage box
- Automotive style TPO front and rear
- Full-length roof rack tracks

NEW FOR 2007

- One-piece Filon® roof skin
- Drawer with cutlery tray in upper galley cabinet
- Seamless-edged laminated counter tops
- Water-resistant seamless-edged laminated carry-out dining table
- New woodgrain decor
- New electric flush cassette commode with wheeled holding tank standard on Williamsburg and optional on Santa Fe, Utah and Bayside

STANDARD FEATURES in addition to items listed on page 2

- Convenient waist level located lift system crank
- Alloy wheels with chrome lug nuts
- BackSaver bed support legs – painted, self-storing
- Deep bowl porcelain sink
- 20 gallon capacity under-floor water storage tank
- 26 gallon total water storage capacity on Utah, Bayside, Williamsburg (includes std. water heater)
- 6 gallon capacity water heater (optional on Santa Fe, Cheyenne, Sun Valley)
- Outside shower (optional on Santa Fe, Cheyenne, Sun Valley)
- Refrigerator – 1.9 cu. ft. 3-way operation
- 3-Burner inside stove
- Water-resistant composite carry-out dining table
- Choice of RVQ outside grille OR 2-burner outside stove
- Quilted mattresses
- Combo Fan/Light for use over tip-out galley and slide-out dinette: 1 on Williamsburg, Utah, Sun Valley; 2 on Bayside
- Wardrobe hanger on Utah, Williamsburg and Bayside

SANTA FE CHEYENNE

SUN VALLEY BAYSIDE

UTAH WILLIAMSBURG

DELUXE FEATURES AND STYLING

"Roughing it" in the great outdoors takes on a new meaning with the sleek Americana Series. Amenities include a Swing Level® galley, Stepper™ Door, waist level crank, and Rack Track roof rails.

See pages 8 & 9 for floor plans and specifications.



Bayside Model

WILLIAMSBURG

(Far left) features a bathroom with shower and new electric flush cassette commode with wheeled holding tank

NEW CASSETTE COMMODE OPTION

(Left) with electric flush and wheeled holding tank



DESTINY EXCLUSIVES VS COMPETITORS!

- Full storage upper galley compartment
- Standard brakes
- Stainless steel lift system
- Sunbrella 302 tenting

NEW FOR 2007


- New woodgrain decor
- Stylish new countertop laminate
- New Westlake model

STANDARD FEATURES in addition to items listed on page 2

- Aluminum skinned, insulated roof, with awning rail
- Bumper level lift system crank location
- Painted, self-storing bed support legs
- Slide-out entry step
- Swing-up dolly jack and wheel
- Full-storage fold-over upper galley
- 10 gallon water storage
- Refrigerator - 1.9 cu. ft. 3-way operation
- Stainless steel sink
- 2-Burner inside stove
- Diamond plate front stone guard



WESTLAKE (Far right) features a bathroom with shower and new electric flush cassette commode with wheeled holding tank



YUMA SEA PINE WESTLAKE

COMFORT, CONVENIENCE AND QUALITY – AFFORDABLY PRICED

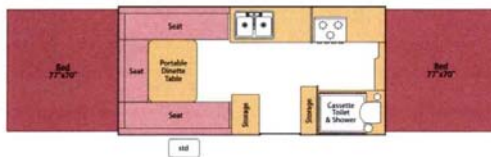
When you are looking for value and quality, the Destiny Series is for you! Now available in three best selling floorplans.

See pages 8 & 9 for floor plans and specifications.

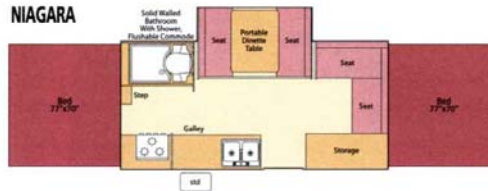


HIGHLANDER SERIES

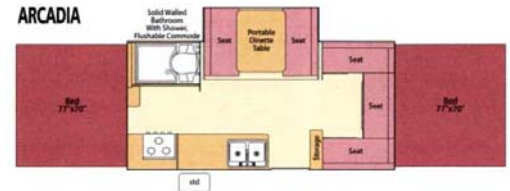
SEQUOIA



NIAGARA



ARCADIA



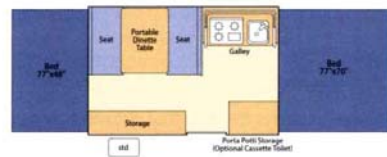
AVALON



std. Indicates location of standard equipment RVQ grille or outside stove. (See page 9).

AMERICANA SERIES

SANTA FE



UTAH



WILLIAMSBURG



CHEYENNE



BAYSIDE

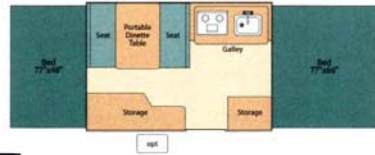


SUN VALLEY

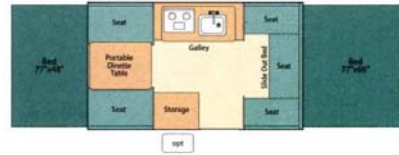


DESTINY SERIES

YUMA



SEA PINE



WESTLAKE



opt Indicates location of optional equipment RVQ grille or outside stove. (See page 9).

2007 Fleetwood Folding Trailer Specifications

DIMENSIONS AND CAPACITIES	HIGHLANDER				AMERICANA						DESTINY		
	AVALON	NIAGARA	ARCADIA	SEQUOIA	SANTA FE	CHEYENNE	SUN VALLEY	UTAH	BAYSIDE	WILLIAMSBURG	YUMA	SEA PINE	WESTLAKE
Box Size (Inside Length)	16'	14'	14'	14'	10'	10'	12'	12'	12'	12'	9'9"	11'	12'
Gross Vehicle Weight Rating (GVWR), (lbs.)	4,600	3,770	3,770	3,770	3,000	3,000	3,500	3,500	3,500	3,500	2,400	2,500	3,000
Unloaded Vehicle Weight (UVW), (lbs.)	3,710	3,160	3,075	3,055	1,870	2,035	2,185	2,490	2,630	2,600	1,575	1,735	2,135
Unloaded Tongue Weight (UTW), (lbs.)	265	230	200	375	200	130	175	170	190	165	160	155	160
Maximum Carrying Capacity (MCC), (lbs.)	890	610	695	715	1,130	965	1,315	1,010	870	900	825	765	865
Storage Trunk Capacity (cu.ft.) (*19 with opt. water heater)	N/A	N/A	N/A	N/A	N/A	22*	N/A	19	19	19	N/A	N/A	N/A
Cabinet Storage (cu. ft.)	46	59	44	59	40	36	51	38	42	42	38	47	37
Total Storage Capacity (cu. ft.)	46	59	44	59	40	58	51	57	61	61	38	47	37
Tire Size	ST185/80D13	ST205/75D14	ST205/75D14	ST205/75D14	ST185/80D13	ST185/80D13	ST185/80D13	ST185/80D13	ST185/80D13	ST185/80D13	5.30 x 12	ST175/80D13	ST175/80D13
Dimensions (Open - Length x Width)	28'10"x10'6"	26'10"x10'6"	26'10"x10'6"	26'10"x8'1"	21'4"x8'9"	21'4"x8'9"	25'x10'2"	25'x11'9"	25'x11'9"	25'x11'9"	20'3"x8'1"	21'9"x8'1"	24'10"x9'1"
Dimensions (Closed - Length x Width)	21'3"x7'5"	19'3"x7'5"	19'3"x7'5"	19'3"x7'5"	15'2"x7'5"	17'2"x7'5"	17'2"x7'5"	19'2"x7'5"	19'2"x7'5"	19'2"x7'5"	14'2"x7'5"	15'9"x7'5"	16'4"x7'5"
Height (Closed)	5'7"	5'4"	5'4"	5'4"	4'5"	4'5"	4'6"	4'6"	4'6"	4'6"	4'5"	4'5"	4'5"
Height (Open)	9'0"	8'9"	8'9"	8'9"	8'3"	8'3"	8'3"	8'3"	8'3"	8'3"	8'2"	8'2"	8'2"
Interior Height	85"	85"	85"	85"	80"	80"	80"	80"	80"	80"	80"	80"	80"
Convertible Bench/Bed Size	42"x67"	N/A	45"x81"	N/A	N/A	34"x67"	41"x81"	34"x72"	N/A	N/A	N/A	35"x80"	N/A
Convertible Dinette/Bed Size	44"x90"	43"x71"	43"x71"	64"x81"	43"x71"	43"x71"	39"x67"	43"x71"	43"x71"	43"x71"	41"x66"	41"x80"	52"x80"
Water Storage Capacity (*Includes std. 6 gal. water heater)	26*	26*	26*	26*	20	20	20	26*	26*	26*	10	10	26*
Water Storage Capacity (with opt. 6 gal. water heater)	N/A	N/A	N/A	N/A	26	26	26	N/A	N/A	N/A	16	16	N/A
Gray Water Storage Capacity (gal.)	20	20	20	20	N/A	N/A	N/A	N/A	N/A	N/A	N/A	N/A	N/A
Water Tank Location (not water heater location)	Under Floor	Under Floor	Under Floor	Under Floor	Under Floor	Under Floor	Under Floor	Under Floor	Under Floor	Under Floor	Above Floor	Under Floor	Under Floor
Converter/Charger Amperage	35	35	35	35	25	25	25	25	25	25	25	25	25

* Does not include temporary storage space in open areas of each floor plan.

- GVWR (Gross Vehicle Weight Rating) is the maximum permissible weight of this trailer when fully loaded. It includes all weight at the trailer axle(s) and tongue or pin.
- All dry weights are based on the standard model and do not include optional accessories.
- Maximum Carrying Capacity is determined by subtracting Gross Dry Weight from the GVWR. The Maximum Carry Capacity does NOT include the weight of fresh water, propane, or water in the water heater.
- Trailer open width includes slide-out step and /or slide-out.
- Water weight equals 8.3 lbs per gallon. Propane Gas weight equals 4.2 lbs. per gallon.
- Hitch weights are dependent upon how the trailer is equipped with accessories, on board cargo and tank fluid levels. Actual hitch weights may be higher or lower than shown. It is recommended that the tow vehicle and hitch for your trailer have sufficient capacity to accommodate actual usage.
- Some accessories may be dealer installed.
- Installed accessory weights will decrease the cargo carrying capacity. Consult Owner's Manual for accessory weights.
- Storage trunk models equipped with hot water have reduced cargo capacity because of hot water heater location.
- Refrigerator, furnace, cassette toilet, hot water and outside shower are factory installed accessories.

To Our Customers...

To make sure that you get the maximum satisfaction out of your recreational vehicle purchase, there are several things you should know:

1. Learn all you can about the folding camping trailer you're planning to buy. Don't rely on word of mouth. Get the facts about the actual trailer length, width, unloaded weight with options, Gross Vehicle Weight Rating, and cargo carrying capacity. These are available in the manufacturer's sales literature or from the Cargo Carrying Capacity Label located in each trailer. Be sure to check this information before you decide which unit to buy.
2. Verify the towing capacity of your tow vehicle. If you don't know, or aren't sure, you can ask at your automotive dealership. Be sure to match its tow rating to the loaded (not dry) weight of your trailer. Include the weight of water, additional accessories, clothing, food, and gear. To help Fleetwood folding camping trailer customers estimate this total weight, our Gross Vehicle Weight Ratings reflect the maximum weight of the trailer when fully loaded for camping. Be sure the weight of the tow vehicle plus the weight of your trailer do not exceed the Gross Combined Weight Rating of the tow vehicle.

Taking these simple steps before you buy will help ensure that your trailer and tow vehicle combination is just what you wanted.

Happy Camping!

RUGGEDLY FUNCTIONAL- REFRESHINGLY COMFORTABLE

With a unique synergy of style, comfort and function, the Element series appeals to outdoor enthusiasts of all ages. Durable light-weight design means Elements are ideal for towing behind smaller, more fuel efficient Crossover Utility Vehicles (CUVs).



Cobalt Model



Graphite Model



Neon Model



Graphite Model

ELEMENT EXCLUSIVES!

- Compact dimensions for easy towing behind smaller tow vehicles
- Durable metal galley construction
- Wide profile tires
- Rugged construction and functional styling

NEW FOR 2007

- Diamond plate embossed front body panel
- Crank-down stabilizer jacks (except Neon)

STANDARD FEATURES (ALL MODELS)

in addition to items listed on page 2

- 4 crank-down stabilizer jacks on Cobalt and Graphite; 4 friction type stabilizer jacks on Neon
- Diamond plate embossed front stone guard
- Wide profile tires on silver painted steel rims
- Battery mount
- Black and silver interior
- Black and silver exterior
- Powder coated body reinforcements
- Spare tire, mount, lug wrench, vinyl cover
- 12 volt interior lighting

COBALT & GRAPHITE MODELS ONLY

- 1-20lb propane tank with vinyl cover
- 2 burner interior stove
- Dinette with carry-out table
- Stainless Steel sink with manual pump faucet
- 5 gallon portable water tank
- Water proof, all metal galley cabinet construction
- Molded impact resistant wheel well flares

NEON MODEL ONLY

- Sofa/bed
- Step/bumper
- Molded impact resistant fenders
- Roof rack crossbars

See pages 12 & 13 for floor plans and specifications.

EVOLUTION EXCLUSIVES!

- One-piece Filon® roof skin with full-length integrated roof rack tracks
- Swing Level galley
- Breathable Sunbrella 302 tenting

NEW FOR 2007

- One-piece Filon® roof skin with full-length integrated roof rack tracks
- Swing Level galley with deep porcelain sink, drawer and cutlery tray
- AM/FM/CD stereo with indoor and outdoor speakers
- BackSaver bed supports
- New E3 model with slide-out dinette and full bathroom
- Electric flush commode on E2 and E3
- E2 and E3 feature increased deck capacity of 800 lbs.
- New integrated ramp and rail system on E2 & E3
- Now available with optional Screen Room or Add-A-Room. See page 14

STANDARD FEATURES

In addition to items listed on page 2

- Heavy duty tubular steel frame (6" main frame, 5" A-frame) with protected trailer wiring
- 6" powder coated rear bumper
- Steel wheel wells
- Diamond plate front and rear body panels
- Diamond plate side panel detailing
- Powder coated steel body reinforcements
- Impact resistant wheel well flares
- Steel rimmed and recessed rear lights
- Brush guarded side and front marker lights
- Mud flaps
- Shock absorbers
- 15" off-road tread raised white letter tires on alloy rims
- Silver and black interior
- Choice of silver or yellow exterior
- Water resistant seamless edged counter tops and carry-out dining table
- All-weather, non-slip coated front deck with stainless steel tie-downs
- Slide-out double entry step
- Water heater
- Exterior wash-down station
- 15" spare tire with vinyl cover
- 2- 20lb propane tanks with vinyl covers
- Combo Fan/Light for use over tip-out galley and slide-out dinette: E2 & E3
- Sand Shoes

See pages 12 & 13 for floor plans and specifications.



E1 Model



E3 Model



E3 Model

FULLY FUNCTIONAL GALLEY (left)
complete with built-in sink, stove, and refrigerator

COMPLETE INDOOR BATHROOM (right)
E2 and E3 feature a bathroom with shower and new electric flush cassette commode with wheeled holding tank



E3 Model

E2 and E3 deck with integrated ramps and rails

Illustration purposes only. Consult Owners Manual for proper loading and unloading information.



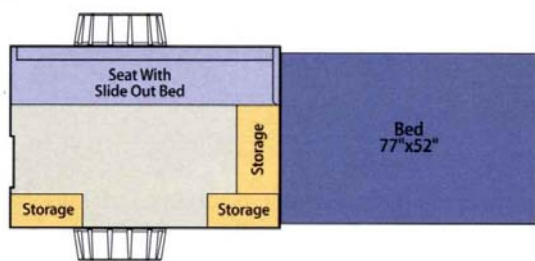
FOR THE CAMPSITE THAT CAN'T BE FOUND IN A CAMPGROUND

If your travels take you where roads don't go and trails end, our Evolution series recreation support vehicles are built to get you and your gear where you want to go. And since you play as hard as you work, we've included the amenities you'll need to comfort your weary body.

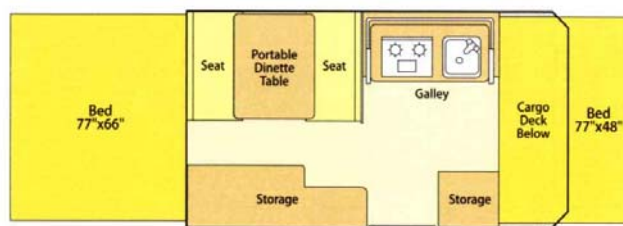
*Gettin' off road...
WAY OFF ROAD!*

EVOLUTION SERIES

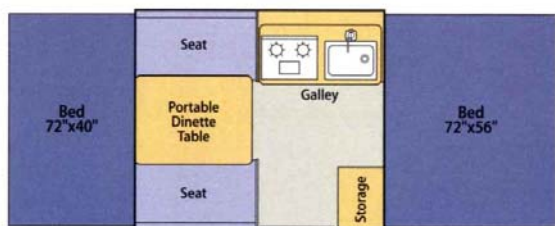
NEON



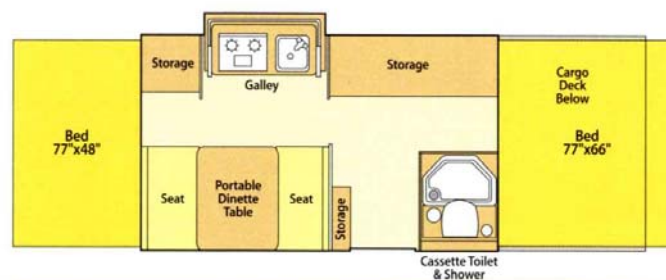
E1



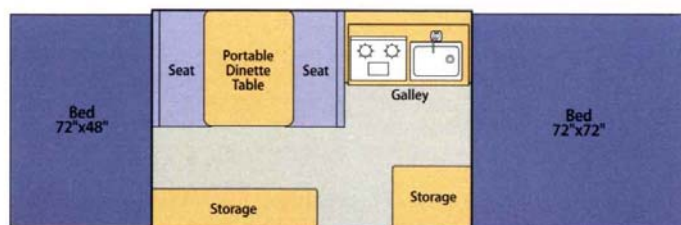
COBALT



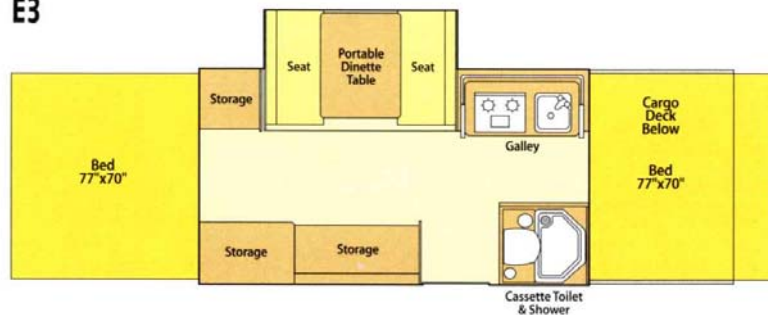
E2



GRAPHITE



E3



2007 Fleetwood Folding Trailer Specifications

ELEMENT WEIGHTS AND MEASURES	NEON	COBALT	GRAPHITE
Box Size (inside length)	6'-10"	7'	10'
Gross Vehicle Weight Rating (GVWR), (lbs)	1,500	2,300	2,300
Unloaded Vehicle Weight (UVW), (lbs)	950	1,245	1,445
Unloaded Tongue Weight (UTW), (lbs)	90	135	135
Maximum Carrying Capacity (MCC), (lbs)	550	1,055	855
Cabinet Storage (cu. ft.)	16	26	35
Tire Size	205/65-10	205/65-10	205/65-10
Open Dimensions (length x width)	14'8" x 6'7"	16'9" x 7'5"	20' x 7'5"
Closed Dimensions (length x width)	11'5" x 6'7"	12'10" x 6'10"	14'10" x 6'10"
Closed Height	4'2"	4'1"	4'1"
Open Height	8'5"	8'4"	8'4"
Interior Height	80"	80"	80"
Convertible Bench / Bed Size	30" x 78"	N/A	N/A
Convertible Dinette / Bed Size	N/A	41" x 74"	39" x 64"
Water Storage (gal)	N/A	5	5
Water Tank Location	N/A	Above Floor	Above Floor
Convertor/Charger Amperage	N/A	25	25

EVOLUTION WEIGHTS AND MEASURES	E1	E2	E3
Box Size (inside length)	9'-8"	11'	12'
Gross Vehicle Weight Rating (GVWR), (lbs)	3,500	4,400	4,400
Unloaded Vehicle Weight (UVW), (lbs)	2,260	2,545	2,965
Unloaded Tongue Weight (UTW), (lbs)	270	400	395
Maximum Carrying Capacity (MCC), (lbs)	1,240	1,855	1,435
Gear Deck Carrying Capacity (lbs)	200	800	800
Gear Deck Dimensions (length x width)	23" x 85"	54" x 84"	54" x 84"
Cabinet Storage (cu. ft.)	38	33	36
Tire Size	LT235/75R15C	LT235/75R15C	LT235/75R15C
Open Dimensions (length x width)	21' 8" x 8'7"	25'10" x 10'10"	27'1" x 11'4"
Closed Dimensions (length x width)	16'7" x 7'5"	20'10" x 7'5"	21'9" x 7'5"
Open Height	8'11"	8'11"	8'11"
Closed Height	5'3"	5'3"	5'3"
Interior Height	80"	80"	80"
Convertible Dinette / Bed Size	41" x 65"	40" x 69"	43" x 71"
Water Storage Capacity	20 gallons	20 gallons	20 gallons
Water Storage Capacity w/std Water Heater	26 gallons	26 gallons	26 gallons
Water Tank Location (Not water heater location)	Under Floor	Under Floor	Under Floor
Converter / Charger Amperage	25	25	25

¹ Does not include temporary storage space in open areas of each floor plan.

- GVWR (Gross Vehicle Weight Rating) is the maximum permissible weight of this trailer when fully loaded. It includes all weight at the trailer axle(s) and tongue or pin.
- All dry weights are based on the standard model and do not include optional accessories.
- Maximum Carrying Capacity is determined by subtracting Gross Dry Weight from the GVWR. The Maximum Carry Capacity does NOT include the weight of fresh water, propane, or water in the water heater.
- Trailer open width includes slide-out step and /or slide-out.
- Water weight equals 8.3 lbs per gallon. Propane Gas weight equals 4.2 lbs. per gallon.
- Hitch weights are dependent upon how the trailer is equipped with accessories, on board cargo and tank fluid levels. Actual hitch weights may be higher or lower than shown. It is recommended that the tow vehicle and hitch for your trailer have sufficient capacity to accommodate actual usage.
- Some accessories may be dealer installed.
- Installed accessory weights will decrease the cargo carrying capacity. Consult Owner's Manual for accessory weights.
- Storage trunk models equipped with hot water have reduced cargo capacity because of hot water heater location.
- Refrigerator, furnace, cassette toilet, hot water and outside shower are factory installed accessories.

To Our Customers...

To make sure that you get the maximum satisfaction out of your recreational vehicle purchase, there are several things you should know:

1. Learn all you can about the folding camping trailer you're planning to buy. Don't rely on word of mouth. Get the facts about the actual trailer length, width, unloaded weight with options, Gross Vehicle Weight Rating, and cargo carrying capacity. These are available in the manufacturer's sales literature or from the Cargo Carrying Capacity Label located in each trailer. Be sure to check this information before you decide which unit to buy.
2. Verify the towing capacity of your tow vehicle. If you don't know, or aren't sure, you can ask at your automotive dealership. Be sure to match its tow rating to the loaded (not dry) weight of your trailer. Include the weight of water, additional accessories, clothing, food, and gear. To help Fleetwood folding camping trailer customers estimate this total weight, our Gross Vehicle Weight Ratings reflect the maximum weight of the trailer when fully loaded for camping. Be sure the weight of the tow vehicle plus the weight of your trailer do not exceed the Gross Combined Weight Rating of the tow vehicle.

Taking these simple steps before you buy will help ensure that your trailer and tow vehicle combination is just what you wanted.

Happy Camping!

FLEETWOOD ACCESSORIES 2007

Personalizing your outdoor living space.

Personalize and customize your living space with these great accessories. From the inside out. Fleetwood has great options to make your camping excursions truly memorable and comfortable family experiences.

Availability Designations:

- D** - Available for the **Destiny Series**
- A** - Available for the **Americana Series**
- H** - Available for the **Highlander Series**
- E** - Available for the **Evolution Series**
- L** - Available for the **Element Series**



SELF-STORING CANOPY
D, A, H, E, L



SCREEN ROOM
D, A, H, L, E

Requires self-storing canopy. Element Series Neon Screen Room for curbside canopy only



DELUXE ADD-A-ROOM

D, A, H, L, E

Requires self-storing canopy. Element Series Neon Add-A-Room for curbside canopy only



CAMPER CADDIE
D, A, H, E, L

MIRRORED VANITY MATE
D, A, H, E, L
Not available on Element Series Neon

HANDY PORTABLE FAN/LIGHT COMBINATION
D, A, H, E, L



CHOOSE OPTIONAL DECOR PACKAGE:
1 Camper Caddie, 2 Fan/Lights, 1 Vanity Mate



WARDROBE HANGER
D, A, E, L
Standard on Highlander Series and Americana models Utah, Bayside, Williamsburg



SINK COVER
D, A, H, E, L
Not Available on Element Series Neon



FURNACE
D, A, E, L
Standard on Highlander Series



AIR CONDITIONING
D, A, H, E, L



VINYL COVER FOR ADDITIONAL PROPANE TANK
D, A, L
Two covers standard on Highlander Series, Evolution Series
Additional propane tank not available on Element Series Neon



BED SHELF
D, A, H



MOLDED SPARE TIRE COVER
A, H



MOLDED PROPANE TANK COVER
A, H
Available for Americana Series models with storage box only



BATTERY BOX & STRAP
D, A, H, E, L

25 FT. 12V AUTO EXTENSION CORD
D, A, H, E, L

AUTO CHANGE-OVER FOR DUAL PROPANE TANKS
D, A, H, E, L
Not available on Element Series Neon



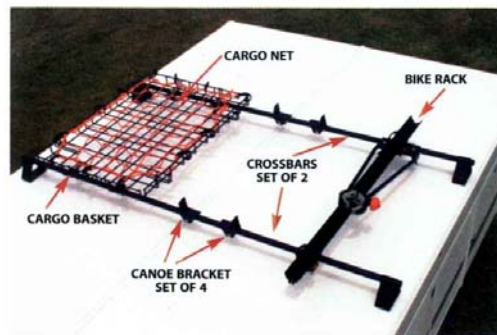
12V POWER LIFT
D, A, H, E, L
Standard on Avalon model.
Not available on Neon model.



SAND PADS (PKG OF 4)
D, A
Standard on Highlander Series, Americana Series models with slide-outs, Evolution Series



WATER HEATER & OUTSIDE SHOWER
D, A
Standard on Americana Series Utah, Bayside, Williamsburg; Highlander Series; Destiny Series Westlake; Evolution Series



DOUBLE CROSS BAR KIT
D, A, H, E, L
Standard on Neon
YAKIMA RAPTOR BIKE MOUNT
D, A, H, E, L
Requires installation of a Double Cross Bar Kit
YAKIMA BOAT MOUNTING KIT
D, A, H, E, L
Requires installation of a Double Cross Bar Kit
YAKIMA CARGO BASKET
D, A, H, E, L
Requires installation of a Double Cross Bar Kit
YAKIMA BASKET RETAINING NET
D, A, H, E, L
For use on Yakima Cargo Basket
YAKIMA CARGO STRAPS (1 PAIR)
D, A, H, E, L
For use on Yakima Cargo Basket or Boat Mounting Kit



GAS GRILLE
D, A, H, E, L
Standard (choice of RVQ Grille OR Stove) on Americana and Highlander models
GAS STOVE
D, A, H
Outside Stove standard (choice of RVQ Grill OR Stove) on Americana and Highlander models



The LEGACY of Quality, Value and a Lifetime of Memories...



In 1967, as families in large numbers discovered traveling with recreation vehicles, The Coleman Company began building folding camping trailers in scenic Somerset, Pennsylvania, in a state-of-the-art factory designed to produce the highest quality camping trailers available anywhere.

By 1979, Coleman camping trailers, through innovative thinking, skillful engineering, meticulous

manufacturing, and caring customer service from the Somerset facility, along with the industry's best dealer network, became North America's #1 selling brand...a position solidly maintained ever since.

In 1989, Fleetwood Enterprises Inc., the leader in the RV industry with its popular travel trailer and motor home brands, purchased Coleman Recreation Vehicles, Inc. to become a full-line manufacturer of top selling recreation vehicles of all sizes. With Fleetwood's dedicated focus on recreation vehicles and the reputation of the Somerset facility and people, our sales and market share leadership grew to new heights.

In 2003, Fleetwood ceased using the Coleman brand, instead letting the well-known Fleetwood brand represent the ongoing accomplishments of the Somerset facility and workforce. Our facility's average employee seniority is 17 years!

TODAY the Somerset facility, measuring a sprawling 11 acres under one roof, is capable of producing over 100 trailers a day, and continues to invest in cutting-edge technologies to augment the hundreds of dedicated and highly skilled craftspeople. While many of our competitors out-source numerous components vital to quality and dependability – we don't. In our facility we still sew our own tents, build our lift systems, fabricate our frames, and focus on continued innovation, quality, value, and especially customer service. We are very excited about our 40th Anniversary 2007 product lines, and are confident we have the folding camping trailer to suit your lifestyle. We also believe that an informed and satisfied customer is our best advertisement.

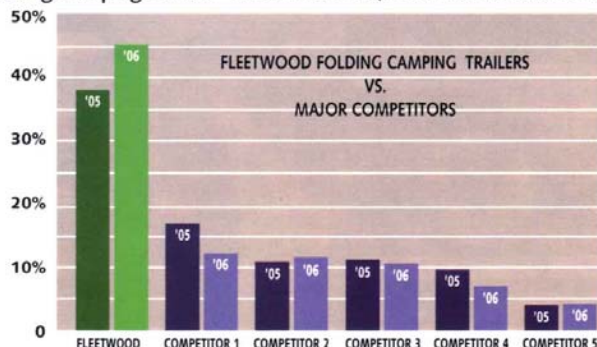


Fleetwood Folding Camping Trailers – More Than Ever, America's Number One

COMPARE

In 2006, Fleetwood again is the industry leader in market share when compared with its 5 major competitors.

Source: Statistical Surveys YTD Retail Sales as of December 2005 and Statistical Surveys YTD Retail Sales as of March 2006 (latest data available at time of printing).



FLEETWOOD TRAVELCADE CLUB As a Fleetwood owner, you're eligible to become a member of the Fleetwood Travelcade Club. It's a perfect way to meet other Fleetwood owners who love to travel to beautiful resorts and vacation spots all across America. Call (877) 577-2560 and join the fun! Or visit www.fleetwoodrv.com/owners_clubs/ to learn more.



LEARN MORE To learn more about Fleetwood Folding Camping Trailers, please visit your local dealer as indicated below or visit us at www.fleetwoodcampingtrailers.com. To learn more about Fleetwood's entire family of Recreation Vehicles, please visit www.fleetwoodrv.com.

FIND A DEALER To find a Fleetwood Folding Camping Trailer dealer near you, visit www.fleetwoodcampingtrailers.com, or call 1-800-444-4905. You can also write to us at: Fleetwood Folding Trailers, Inc. 258 Beacon Street, PO Box 111, Somerset, Pa 15501-0111.

IMPORTANT-PLEASE READ Product information, photography and illustrations included in this publication were as accurate as possible at the time of printing. For further product information and changes, please visit our website at: www.fleetwoodrv.com/foldingtrailers or contact your local Fleetwood dealer. Prices, materials, design and specifications are subject to change without notice. All weights, fuel, liquid capacities and dimensions are approximate. Fleetwood has designed its recreational vehicles to provide a variety of uses for customers. Each vehicle features optimal seating, sleeping, storage and fluid capacities. The user is responsible for selecting the proper combination of loads (i.e.: occupants, equipment, fluids, cargo, etc.) to ensure that the vehicle's capacities are not exceeded.

Your local Fleetwood Folding Trailer dealer is:



www.fleetwoodcampingtrailers.com
www.fleetwoodrv.com

For complete info see your Fleetwood Folding Trailer dealer.
 © 2006 Fleetwood Enterprises, Inc. Printed in the USA.
 Coleman® is a registered trademark of The Coleman Company.

