



SURVEYOR

FOREST RIVER

We invite you to
take the road
less traveled...
and make it
all the difference.



SUB 4S

LEGENDS

GRANDS



Surveyor Production Team: (Left to Right) Dale G., Service/Production Floater since 2001, Wayne "Junior" T., Group Plant Manager -3 Plants, Brian S., Plant Manager, 17 years+

SURVEYOR

FIELD TESTED SINCE 2001

"DO YEARS IN BUSINESS AND EXPERIENCE BUILDING RV'S AT THE SAME FACTORY MATTER WHEN CHOOSING WHICH TRAVEL TRAILER TO PURCHASE ... WE THINK IT SHOULD!"

Aluminum Framing All Openings

Windows; No caulking required, saves time and up to \$100s annually! Best structural integrity in its class.

Best In Industry Pass-Through Storage


Oversized, clean finish: Slam Latch Baggage Handle, 3/4" Stab Jack Drill Bit, Motion Sensor Light, and Aluminum Bed base!

Wall Construction (R7, R9)

- Pinch roll laminated at 1600 PSI, 100% glue coverage. - Closed Cell Block Foam Insulated, optimum comfort.
- Air-Pressure Sealed Tested, ensures maximum efficiency.

Extended Season Camping

- Underbelly:** Lami Plast® Insulates floor, pipes, & tanks, forms a double walled layer pocket of air.
- Floor:** 2" thick Aluminum perimeter & cross studding, R9 Closed Cell Block Foam Insulation, inside double layer plywood offset, exterior layer of plywood protected by moisture barrier Darco®.
- Heat Duct to underbelly & other ducts provide radiant heat.



Azdel Onboard

Composite Panels, Patented Blend of Polypropylene and Fiberglass, replaces "wood" backing. Surveyor uses on Sides, Rear, Slide Room, and Front Walls (N/A Front of Grands, Fiberglass Cap)

- Protects against delamination - repels water; no rot, mold, or warpage
- Unaffected by humidity or temperature changes
- 2x insulation value - Blankets like a "Radiant Foil"
- 1/2 the weight of wood - keeps fuel costs down
- Longer life and better resale value
- Quieter RV - absorbs sound waves

PVC Membrane - Fully Walkable Roof

16" On-Center trusses featuring 3/8" decking, R14 Residential Blanket Insulation, finished with Best in Class PVC Roof Membrane.

- No treatments required — Ever! Save time every 6-12 months & up to \$100s annually.
- 15 Year Warranty, 100% coverage.
- 2x the puncture strength & 20% more tear resistance
- Will not chalk, streak, or spot.
- Extraordinary reflectivity keeping your trailer cooler





SERVICE MANAGER, REPEAT BUYER

I have been the Parts/Service manager at a Forest River dealer for 16 years and counting. When I wanted my first RV I had the choice to order any brand and model that I wanted, I chose Surveyor. Now after my 2nd new Surveyor I am still highly pleased. The Surveyor brand RV's are well thought out and I love the quality of work that goes into them inside and out. I will always be a dedicated Surveyor customer. I know the RV industry well from my years in service and I highly recommend the Surveyor brand above all others.

Rick Winfrey
Corpus Christi, TX, 2020

**“DO NOT GO WHERE THE PATH MAY LEAD,
GO INSTEAD WHERE THERE IS NO PATH,
AND LEAVE A TRAIL”**

— RALPH WALDO EMERSON



Near to far: Brenna F., Quality/Final Finish Leader, 16years. Shae S. M., PDI/Quality Leader, 8 years.

EVERY SURVEYOR PDI FINAL INSPECTION STATION

“Giving you our Very Best so you can Camp in Confidence!”

SOLAR PANEL ON EVERY SURVEYOR!



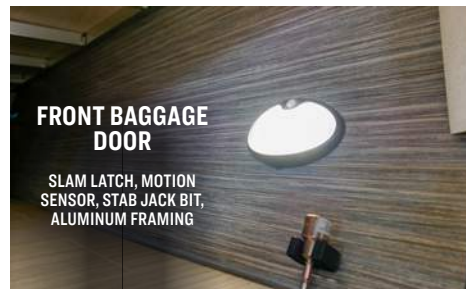
SOLARONBOARD.COM
1.866.247.6527



OUTSIDE KITCHEN EVERY MODEL!
(SUB 4s: GRIDDLE, PREP SHELF, & SPRAY PORT)

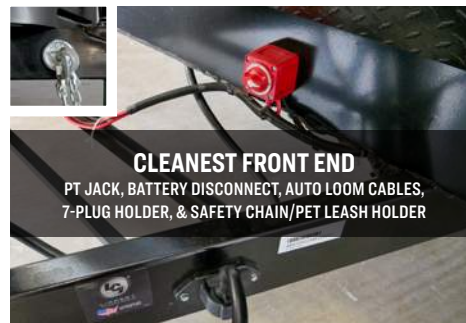


10 CU FT 12V REFRIGERATOR
(WEST COAST 8 CU FT G/E)



**FRONT BAGGAGE
DOOR**

SLAM LATCH, MOTION
SENSOR, STAB JACK BIT,
ALUMINUM FRAMING



CLEANEST FRONT END

PT JACK, BATTERY DISCONNECT, AUTO LOOM CABLES,
7-PLUG HOLDER, & SAFETY CHAIN/PET LEASH HOLDER



BUNKS!



SUB 4S OUTSIDE KITCHEN



19BHLE



BEST SMALL TRAILER BATHROOMS IN INDUSTRY!



19RBLE

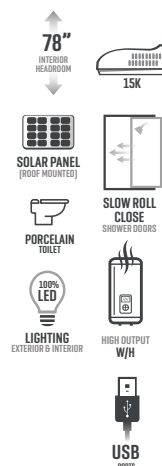
SURVEYOR LEGEND

SUB-4,000 LB.

Sub-4s start below 4,000 lbs and are packed with fun! Designed for those wanting their own "Bungalow" on wheels; shorter, lighter, living an active on the go lifestyle, without having to compromise "Comforts".

"I WENT INTO THE FOREST TO LOSE MY MIND, AND FIND MY SOUL"

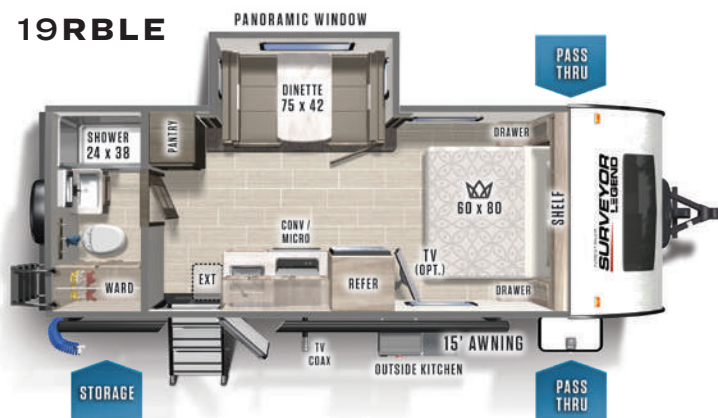
— JOHN MUIR



19BHLE



19RBLE



	UVW	HITCH	C.C.C.	LENGTH *	HEIGHT **	CAPACITY (GAL.)		
19BHLE	3814	405	991	23' 4"	10' 3"	30	30	30
19RBLE	3749	345	996	23' 4"	10' 3"	30	30	30
						FRESH	GRAY	BLACK

*LENGTH FROM COUPLER TO BUMPER // **HEIGHT INCLUDES TOP OF A/C






203RKLE



240BHLE



Easy enough to do single-handedly!



203RKLE



240BHLE



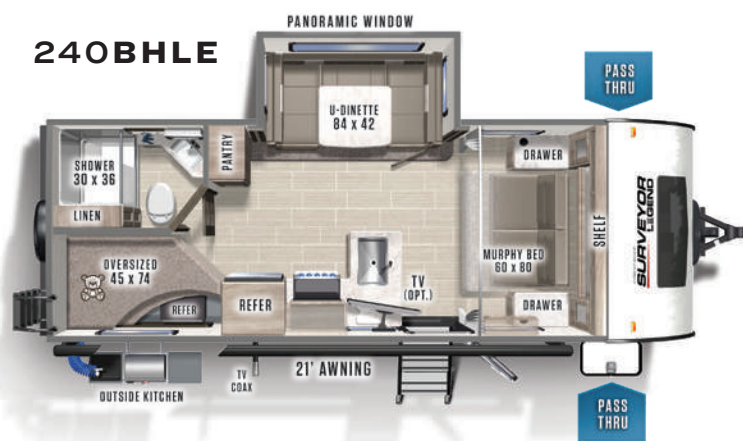
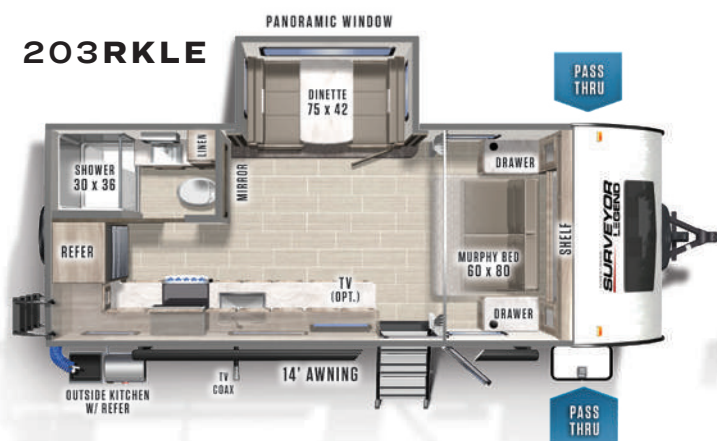
No Mattress-Open Storage!

SURVEYOR LEGEND

MURPHY BEDS

- 82" HEAD ROOM
- 15K
- SOLAR PANEL (ROOF MOUNTED)
- SLOW ROLL CLOSE SHOWER DOORS
- PORCELAIN TOILET
- 100% LED LIGHTING EXTERIOR & INTERIOR
- HIGH OUTPUT W/H
- USB

Legend Murphy Beds are better designed and the smartest use of space in order to tow a shorter trailer that has both a dinette & sofa. They come equipped with the super easy to use "Catch & Latch" system for operating our **True Queen Size Bed, 60" x 80"** (others use smaller 60" x 74" beds)!



	UVW	HITCH	C.C.C.	LENGTH *	HEIGHT **	CAPACITY (GAL.)		
203RKLE	5030	577	2547	24' 4"	11' 3"	40	40	30
240BHLE	5137	517	2380	25' 11"	11' 3"	40	30	30
						FRESH	GRAY	BLACK

*LENGTH FROM HITCH TO REAR BUMPER // **HEIGHT INCLUDES TOP OF A/C





“WE DON’T STOP
PLAYING BECAUSE
WE GROW OLD, WE
GROW OLD BECAUSE
WE STOP PLAYING”

— GEORGE BERNARD SHAW

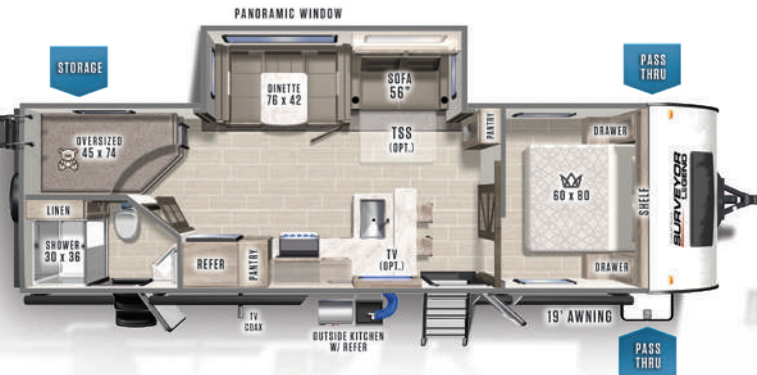




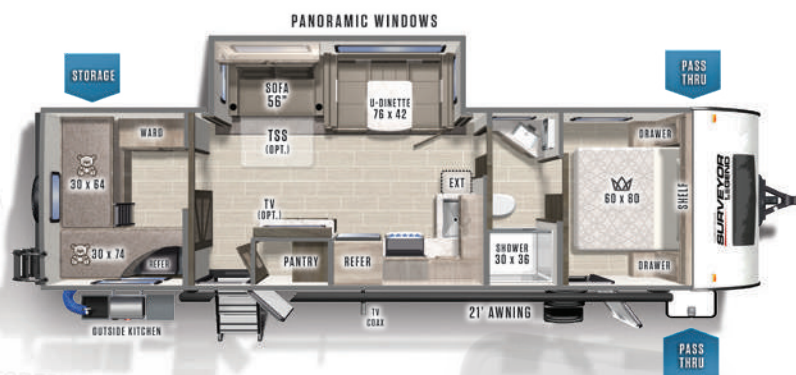
202RBLE



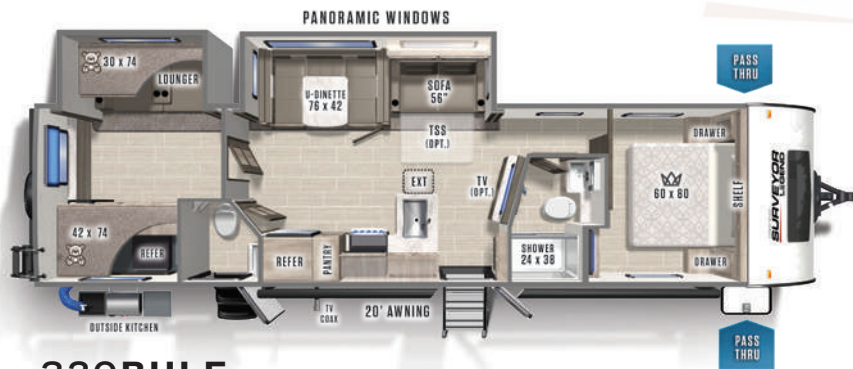
252RBLE



276BHLE



296QBLE



320BHLE

FORESTRIVER
**SURVEYOR
LEGEND**

**"I don't just
sell them,
I camp in
them."**

**Reid G.,
Regional Sales Manager,**
Serving our customers & RV dealerships since 2003.



82"
HEAD ROOM



15K



SOLAR PANEL
(ROOF MOUNTED)



SLOW ROLL
CLOSE
SHOWER DOORS



PORCELAIN
TOILET



100% LED
LIGHTING
EXTERIOR & INTERIOR



HIGH OUTPUT
W/H



USB
PORTS

	UVW	HITCH	C.C.C.	LENGTH *	HEIGHT **	CAPACITY (GAL.)		
202RBLE	4931	497	2566	24' 4"	11' 2"	40	40	30
252RBLE	5313	590	2277	29' 4"	11' 2"	40	40	30
276BHLE	6358	650	1292	32' 6"	11' 3"	40	40	30
296QBLE	6806	804	2796	34' 11"	11' 3"	40	40	30
320BHLE	7764	847	1883	37' 0"	11' 3"	40	80	70

FRESH GRAY BLACK

*LENGTH FROM COUPLER TO BUMPER // **HEIGHT INCLUDES TOP OF A/C

Scan QR or visit forestriverinc.com/Surveyor





TSS - "EXCLUSIVE" TO SURVEYOR



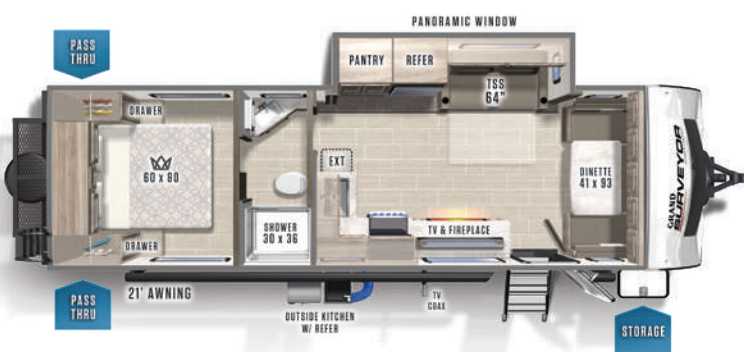
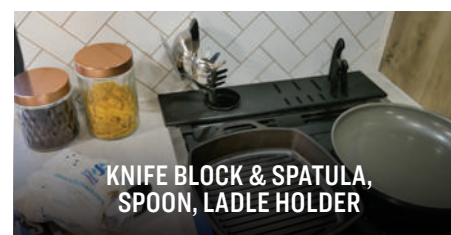



... to make old New Again!, the renaming goes back to our Roots almost 20 years. What can be more than "Grand", we think this is Glamping at its best, welcome to your 5-Star Resort On Wheels!

**"WE TRAVEL NOT
TO ESCAPE LIFE,
BUT FOR LIFE NOT
TO ESCAPE US."**

— ANONYMOUS



SURVEYOR EXTRAS!



	UVW	HITCH	C.C.C.	LENGTH *	HEIGHT **	CAPACITY (GAL.)		
267RBSS	6063	615	1652	30' 7"	11' 3"	40	60	30
272FLS	6118	865	1747	31' 8"	11' 3"	40	40	30
						FRESH	GRAY	BLACK

*LENGTH FROM COUPLER TO BUMPER // **HEIGHT INCLUDES TOP OF A/C

Scan QR or visit forestriverinc.com/Surveyor



WEST COAST

At Surveyor, Customer Satisfaction is #1 and we do a couple of features standard specifically requested by RV customers and dealers from Colorado, Westward. We're glad we listened.



ARCTIC
PACKAGE



8 CU. FT.
G/E



"ABOVE THE BAR" IN CUSTOMER SERVICE & WARRANTY

Forest River 12 Months Bumper-To-Bumper
24/7 Roadside Assistance Saferide Motor Club (1st year)

IT'S A FAMILY AFFAIR! REPEAT BUYERS

I work in the RV Business and live in the heart of it all. It was time for us to get a camper, so in 2019 my wife and I purchased a Surveyor. My in-laws have owned a Surveyor bunkhouse since 2014, and with the kids grown, they wanted a couple's trailer. The timing was right so we bought their Surveyor (now our 2nd), and they again chose to buy a New Surveyor 2020 (their 2nd one). Then we gave our Surveyor to my dad! We are a sight to see when we camp together! All of us love our Surveyor's and would happily purchase another.

The Heck Families
Elkhart, IN. 2019

AXLES
(6 YEARS)

**EXTERIOR
GRAPHICS**
(5 YEARS)

**LAMILUX®
FIBERGLASS**
(2 YEARS)

LINOLEUM
(7 YEARS)

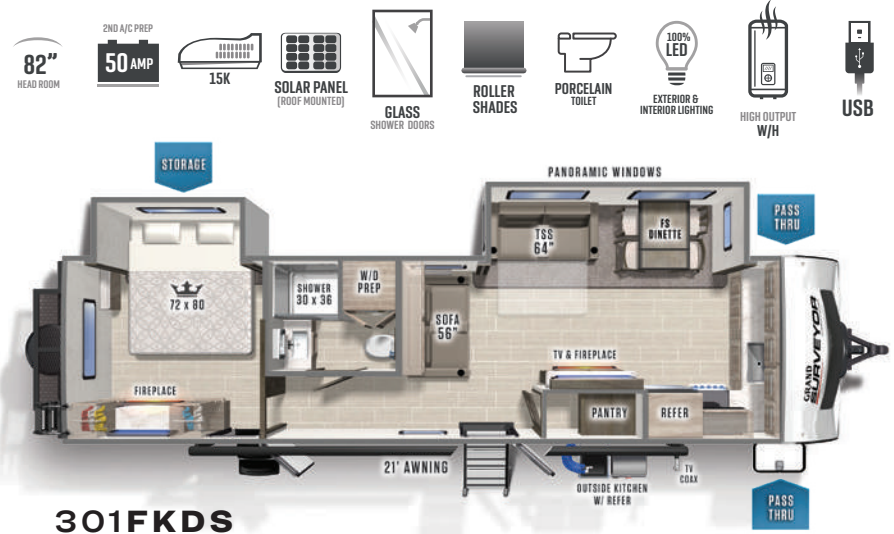
PVC ROOF
(15 YEARS)

SOLAR PANEL
(25 YEARS)

TIRES
(12 MONTH
"NO EXCUSES",
2 YEAR
ROADSIDE
ASSISTANCE,
5 YEAR DEFECTS)



You may be camping for a night or taking the trip of a lifetime, Surveyor King Bed Models have the storage space and features to ensure everlasting memories... Carpe Diem!.



	UVW	HITCH	C.C.C.	LENGTH *	HEIGHT **	CAPACITY (GAL.)
301FKDS	7603	995	2195	36' 7"	11' 5"	40 60 30
302RLOK	8343	875	1332	36' 7"	11' 5"	40 75 35
						FRESH GRAY BLACK

*LENGTH FROM HITCH TO REAR BUMPER // **HEIGHT INCLUDES TOP OF A/C

Scan QR or visit forestriverinc.com/Surveyor





WARRANTY, PARTS, & SERVICE. IN-HOUSE TO BETTER SERVE.

Left to right: (entire department not shown):
Susan T., Warranty/Parts/Service Manager,
taking care of everyone's needs since 2006.
Amanda H., Senior Parts Administrator,
shipping the right parts fast Worldwide.

Whether at an Ocean Front campsite
or **OTG (OFF THE GRID)**, RV'ing is
not just a thing you do, it's a lifestyle!
At **SURVEYOR SERVICE**, we get it.

FOREST RIVER OWNER "DIGITAL KIT" APP

Now you can have your Owner's Manual with you
wherever you are. Download our FREE App from the
App Store or Google Play and you'll have the
information right at your fingertips.



QUALITY PDI TESTING EVERY DAY!



PRE-DELIVERY INSPECTION FACILITY

20,000 square feet of quality assurance. The bare essentials for a premium product.
This state-of-the-art facility gives immediate daily feedback to production for quality
assurance in every unit built.

GVWR (Gross Vehicle Weight Rating) - is the maximum
permissible weight of the unit when fully loaded. It includes all weights,
inclusive of all fluids, cargo, optional equipment and accessories. For
safety and product performance do NOT exceed the GVWR.

GAWR (Gross Axle Weight Rating) - is the maximum permissible
weight, including cargo, fluids, optional equipment and accessories that
can be safely supported by a combination of all axles.

UVW (Unloaded Vehicle Weight)* - is the typical weight of the
unit as manufactured at the factory. It includes all weight at the unit's
axle(s) and tongue or pin and LP Gas. The UVW does not include cargo,

fresh potable water, additional optional equipment or dealer installed
accessories.

*Estimated average based on standard build optional equipment.

CCC (Cargo Carrying Capacity)** - is the amount of weight
available for fresh potable water, cargo, additional optional equipment
and accessories. CCC is equal to GVWR minus UVW. Available CCC should
accommodate fresh potable water (8.3 lbs per gallon). Before filling
the fresh water tank, empty the black and gray tanks to provide for
more cargo capacity.

** Estimated average based on standard build optional equipment

Each Forest River RV is weighed at the manufacturing facility prior to
shipping. A label identifying the unloaded vehicle weight of the actual
unit and the cargo carrying capacity is applied to every Forest River RV
prior to leaving our facilities.

The load capacity of your unit is designated by weight, not by
volume, so you cannot necessarily use all available space when
loading your unit.

PEACE OF MIND - YOU'RE NEVER ALONE



24/7 EMERGENCY ROADSIDE ASSISTANCE WITH VEHICLE PURCHASE*

TOWING
JUMP-STARTS
TIRE CHANGES
FLUID DELIVERY
LOCKOUT
SERVICE

WINCH-OUT
MOBILE MECHANIC
TECHNICAL
SUPPORT
DEALER LOCATOR
SERVICES



*VALID FOR 1 YEAR FROM DATE OF PURCHASE

CUSTOMER SATISFACTION



www.ForestRiverBuyLocal.com

WWW.FORESTRIVERINC.COM/SURVEYOR

Surveyor Division,
Forest River, Inc.
2405 Century Dr.,
Goshen, IN 46528
(574) 642.3119



Learn More
Scan this barcode using
a QR Reader on your
smart phone to learn
more about Forest River.



A Berkshire Hathaway company.

YOUR SURVEYOR DEALER

All information contained in this brochure is believed to be accurate
at the time of publication. However, during the model year, it may be
necessary to make revisions and Forest River, Inc., reserves the right
to make all such changes without notice, including prices, colors,
materials, equipment and specifications as well as the addition
of new models and the discontinuance of models shown in this
brochure. Therefore, please consult with your Forest River, Inc., dealer
and confirm the existence of any materials, design or specifications
that are material to your purchase decision. Litho. U.S.A. FOR 1784
P/W: 2020.11.24