

Minnie Winnie

SNEAK PEEK

WINNEBAGO



Make it Your Own

There is no better way to jump into the RV lifestyle than in a Minnie Winnie®. Not only is it built to Winnebago's® legendary construction standards, it is available in six floorplans and multiple optional packages to let you find the right coach for you and your family. Standard features include LED lighting, four USB charging points, and a large rear trunk. Then, make it your own with options such as a decorative galley backsplash, satellite radio, and a bedroom TV. Whether you want a nimble 24-footer or a 32-foot motorhome with multiple sleeping spaces, including a walk around queen bed, you'll find what you're looking for and more in the Minnie Winnie.

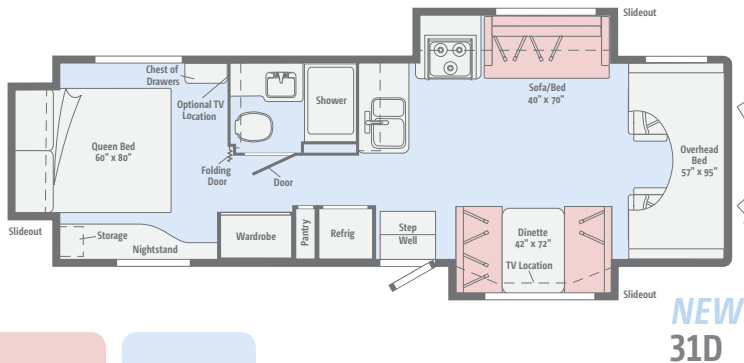
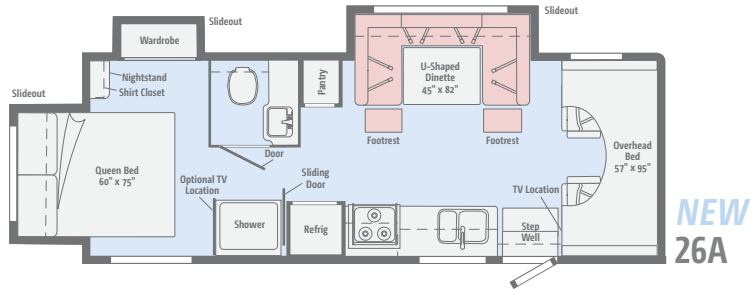
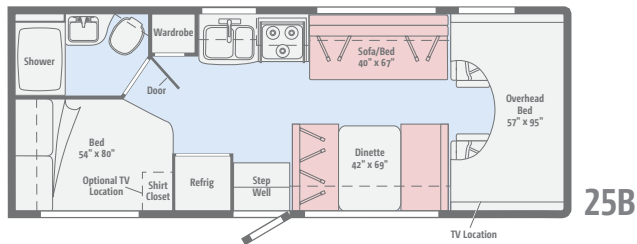
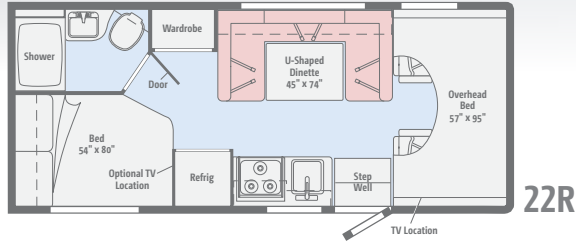
RECOGNIZED QUALITY



The Recreation Vehicle Dealer Association annually rates RV manufacturers and awards the Quality Circle Award to manufacturers that provide exceptional products, service and support. Winnebago is proud to be the only manufacturer that has received this award every year since its inception.

Floorplans & Specifications

Dimensions shown are for sleeping space only and may vary due to styling differences. Dashed lines denote overhead storage areas.



| Weights & Measures | 22R | 25B | 26A | 31D | 31G | 31K |
|--|--------|--------|-----------------|-----------------|-----------------|-----------------|
| Length | 23'10" | 26'2" | 27'1" | 32'9" | 32'9" | 32'9" |
| Exterior Height¹ | 11' | 11' | 11'1" | 11'1" | 11'1" | 11'1" |
| Exterior Width² | 8'5.5" | 8'5.5" | 8'5.5" | 8'5.5" | 8'5.5" | 8'5.5" |
| Exterior Storage³ (cu. ft.) | 61.1 | 76 | 45 | 92.9 | 86.1 | 101 |
| Awning Length | 14' | 17' | 18' | 17' | 19' | 20' |
| Interior Height | 6'10" | 6'10" | 6'10"/6'5.5"*** | 6'10"/6'5.5"*** | 6'10"/6'5.5"*** | 6'10"/6'5.5"*** |
| Interior Width | 8' | 8' | 8' | 8' | 8' | 8' |
| Freshwater Tank Capacity⁴ (gal.) | 40 | 40 | 40 | 44 | 44 | 44 |
| Water Heater Capacity (gal.) | 6 | 6 | 6 | 6 | 6 | 6 |
| Holding Tank Capacity - Black/Gray⁴ (gal.) | 21/24 | 23/27 | 35/32 | 37/30 | 37/57 | 30/30 |
| LP Capacity⁵ (gal.) | 18 | 18 | 18 | 18 | 18 | 18 |
| Fuel Capacity (gal.) | 55 | 55 | 55 | 55 | 55 | 55 |
| GCWR⁶ (lbs.) | 22,000 | 22,000 | 22,000 | 22,000 | 22,000 | 22,000 |
| GVWR (lbs.) | 14,500 | 14,500 | 14,500 | 14,500 | 14,500 | 14,500 |
| GAWR - Front (lbs.) | 5,000 | 5,000 | 5,000 | 5,000 | 5,000 | 5,000 |
| GAWR - Rear (lbs.) | 9,600 | 9,600 | 9,600 | 9,600 | 9,600 | 9,600 |
| Wheelbase | 158" | 182" | 190" | 220" | 220" | 220" |

** Rear of Coach

- The height of each model is measured to the top of the tallest standard feature and is based on the curb weight of a typically equipped unit. The actual height of your vehicle may vary by several inches depending on chassis or equipment variations. Please contact your dealer for further information.
- Floorplans feature a wide-body design - over 96" in making your purchase decision, you should be aware that some states restrict access on some or all state roads to 96" in body width. Before making your purchase decision, you should confirm the road usage laws in the states of interest to you.
- The load capacity of your motorhome is designated by weight, not by volume, so you cannot necessarily use all available space when loading your motorhome.

- Capacities are based on measurements prior to tank installation. Slight capacity variations can result due to installation applications.
- Capacities shown are tank manufacturer's listed water capacity (W.C.). Actual filled LP capacity is 80% of listing due to overfilling prevention device on tank.
- Actual towing capacity is dependent on your particular loading and towing circumstances which includes the GVWR, GAWR, and GCWR, as well as adequate trailer brakes. Please refer to the Operator's Manual of your vehicle for further towing information.

Not all items available in combination. See dealer for details.

Winnebago's® continuing program of product improvement makes specifications, equipment, model availability, and prices subject to change without notice. Published content reflects the most current product information at time of printing. Please consult your dealer for individual vehicle features and specifications.

Visit us on WinnebagoInd.com.

