

2014 JAY FLIGHT SWIFT TRAVEL TRAILERS BY JAYCO

JAY FLIGHT Swift



NO MATTER WHERE YOUR ADVENTURES
TAKE YOU, TRAVEL IN CONFIDENCE WITH JAYCO
THE BEST WARRANTY IN THE BUSINESS



Read more about our industry-leading 2-YEAR WARRANTY on the back cover!


Jayco®

Generations of family fun.

SWIFT SLX

CROSS OVER TO FUN

Perfectly sized for on-the-go fun, the 2014 Jay Flight Swift SLX packs everything you need in a lightweight design. Weighing in under 2,700 pounds, Swift SLX is towable by most minivans and crossovers.*

8' 8"

THE PERFECT HEIGHT

Less than 8' 8" tall, Jay Flight Swift SLX fits into most residential garages (select models).



JAY FLIGHT SWIFT SLX 184BH



7'

THE PERFECT WIDTH

Built at 7' wide, Swift SLX is easy to see around when towing.

GOT WHAT IT TAKES TO TOW A SWIFT SLX?

A few of the many vehicles up to the Jay Flight Swift SLX challenge:

* Consult with your authorized automobile manufacturer or vehicle owner's manual; some models require a tow package.



MINIVANS

MAKE	MODEL	ENGINE
Honda	Odyssey	3.5L V-6
Toyota	Sienna	3.5L V-6
Nissan	Quest	3.5L V-6
Kia	Sedona	3.8L V-6
Dodge	Grand Caravan**	3.6L V-6
Chrysler	Town & Country**	3.6L V-6



CROSSOVERS

MAKE	MODEL	ENGINE
Suzuki	Grand Vitara	2.4L I-4
Ford	Escape**	3.0L V-6
Chevrolet	Equinox	3.0L V-6
GMC	Terrain	3.0L V-6
Mitsubishi	Outlander FWD	3.0L V-6

MAKE	MODEL	ENGINE
Toyota	RAV4**	3.5L V-6
Kia	Sorento	3.5L V-6
Hyundai	Santa Fe	3.5L V-6

** Tow package required.

JAY FLIGHT SWIFT 267BHS



SWIFT

PUTTING VALUE ON THE MAP

Packed with a wealth of standard amenities, the 2014 Jay Flight Swift is big on features your family will adore — at a price your family can afford. After all, comfort shouldn't come at a premium.



6.3 CU. FT. FRIDGE

Swift's Convenience Package features a 6.3 cu. ft. refrigerator with double-door design and adjustable temperature.



OUTSIDE SHOWER

Now you can leave the dirt where it belongs — outside — thanks to an exterior shower (Swift Convenience Package).



STABILIZER JACKS

Four stabilizer jacks help eliminate excess movement as you walk around your RV (standard on 267BHS; part of the Convenience Package on 198RD and 264BH).




WATER HEATER

Swift features an Atwood 6-gal./hr. quick-recovery water heater. Atwood's unique design heats water more efficiently, recovering more hot water than anything else in its class.



JAY FLIGHT SWIFT SLX 184BH



JAY FLIGHT SWIFT SLX 184BH



EASY TOWING, **EASY CAMPING**

JAY FLIGHT SWIFT SLX is big on amenities but light on weight. Complete with a 2-burner range, 3 cu. ft. refrigerator and carousel microwave oven, Swift SLX delivers all the essentials in a minivan-friendly, crossover-capable design.* In other words, it's the ultimate tow package.

* Consult with your authorized automobile manufacturer or vehicle owner's manual; some models require a tow package.



JAY FLIGHT SWIFT SLX 165RB

EXPANDABLE SPACES: Swift SLX maximizes your living space thanks to smart design. A standard patio awning extends your living space, while select model tent ends expand your sleeping capacity.





THE ULTIMATE **FAMILY PACKAGE**

JAY FLIGHT SWIFT puts family first with 10 space-saving floorplans, a long list of standard features and a family-friendly price tag. Think of it as your new family room. With Amish-crafted hardwood cabinetry and Jayco-made furniture, that won't be hard to do.

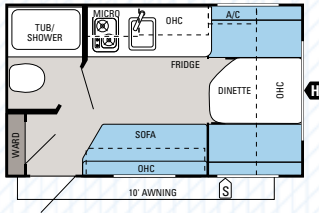


JAY FLIGHT SWIFT 267BHS

HIDDEN VALUE: Take a peek inside our cabinetry. You won't find staple construction thanks to Jayco's lumbercore screwed cabinetry stiles. Meanwhile, our full-extension ball bearing drawer guides support 75 lbs. of weight.

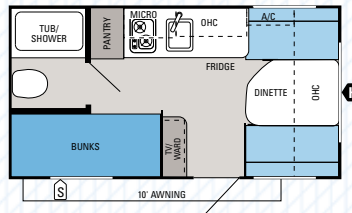


JAY FLIGHT SWIFT SLX FLOORPLANS



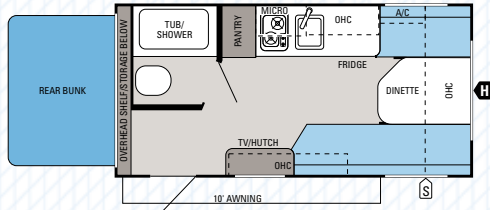
JAY FLIGHT SWIFT SLX | 145RB

Ext. Lgth: 16' 6" Ext. Ht: 101" Unloaded Wt (lbs.): 2,250 Sleeps: 2-3



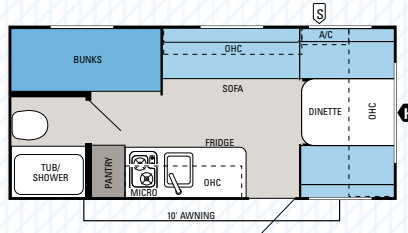
JAY FLIGHT SWIFT SLX | 154BH

Ext. Lgth: 17' 10" Ext. Ht: 101" Unloaded Wt (lbs.): 2,425 Sleeps: 3-4



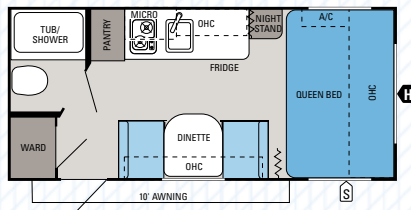
JAY FLIGHT SWIFT SLX | 165RB

Ext. Lgth: 18' 10" Ext. Ht: 103" Unloaded Wt (lbs.): 2,590 Sleeps: 3-4



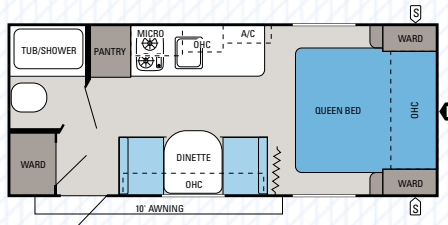
JAY FLIGHT SWIFT SLX | 184BH

Ext. Lgth: 20' Ext. Ht: 104" Unloaded Wt (lbs.): 2,625 Sleeps: 4-5



JAY FLIGHT SWIFT SLX | 185RB

Ext. Lgth: 20' Ext. Ht: 104" Unloaded Wt (lbs.): 2,685 Sleeps: 3



JAY FLIGHT SWIFT SLX | 195RB

Ext. Lgth: 21' 8" Ext. Ht: 112" Unloaded Wt (lbs.): 2,835 Sleeps: 3

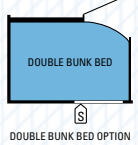
FLOORPLAN KEY

- OUTSIDE STORAGE
- TRAILER HITCH
- BATHROOM SINK
- MICROWAVE
- OVERHEAD CABINETS
- REFRIGERATOR
- WARDROBE

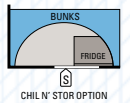
OPTION: A



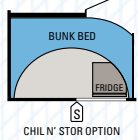
OPTION: B



OPTION: C



OPTION: D



OPTION: E



SPECIFICATIONS

MODEL	FLOORPLAN	EXT. LENGTH	EXT. WIDTH	EXTERIOR HEIGHT (WITH A/C)	INTERIOR HEIGHT	UNLOADED VEHICLE WEIGHT (LBS.)	DRY HITCH WEIGHT (LBS.)	GROSS VEHICLE WEIGHT RATING (LBS.)	CARGO CARRYING CAPACITY (LBS.)	FRESH WATER CAPACITY (GAL.) (WITH WATER HEATER)	GRAY WASTEWATER CAPACITY (GAL.)	TOILET/BLACK WASTEWATER CAPACITY (GAL.)
SWIFT SLX	145RB	16' 6"	85"	101"	73"	2,250	215	2,950	700	16	15	9
	154BH	17' 10"	85"	101"	73"	2,425	290	3,200	775	16	15	9
	165RB	18' 10"	85"	103"	73"	2,590	235	3,500	910	16	15	9
	184BH	20'	85"	104"	73"	2,625	315	3,500	875	26	15	9
	185RB	20'	85"	104"	73"	2,685	315	3,500	815	26	15	9
SWIFT	195RB	21' 8"	85"	112"	73"	2,835	285	3,500	665	26	15	9
	198RD	23' 1"	96"	127"	81"	3,820	460	5,900	2,080	48	39	39
	234MBH	26' 11"	96"	132"	81"	5,110	525	7,000	1,890	44	32.5	32.5
	238RB	TBD	96"	TBD	81"	TBD	TBD	TBD	TBD	48	39	39
	248RBS	27' 5"	96"	133"	81"	4,760	555	6,800	2,040	48	39	39
	264BH	29' 1"	96"	127"	81"	4,355	485	6,500	2,145	48	32.5	32.5
	265RLS	30'	96"	132"	81"	5,580	665	7,750	2,170	44	39	39
	267BHS	29' 11"	96"	133"	81"	5,315	670	7,500	2,185	44	39	39
	281BHS	30' 11"	96"	126"	81"	4,900	565	7,000	2,100	48	32.5	32.5
	287BHBE	33' 3"	96"	135"	81"	5,900	670	8,000	2,100	44	32.5	32.5
	294BHS	33' 3"	96"	134"	81"	5,830	690	8,000	2,170	44	39	39

The weights of certain options and/or option packages are not included in the UVW listed in the specification charts.

Unloaded Vehicle Weight (UVW): Sometimes referred to as "Dry Weight," UVW means the typical weight of this trailer as built at the factory. The UVW, as used in product literature and other promotional materials, does not include cargo, fresh water, propane, options or dealer-installed accessories.

Gross Vehicle Weight Rating (GVWR): GVWR means the maximum permissible weight of the trailer, including the UVW plus passengers, personal items, all cargo, fluids, options, and dealer-installed accessories. The GVWR is equal to or greater than the sum of the UVW and the CCC.

Cargo Carrying Capacity (CCC): CCC means the maximum weight of all passengers, personal items, food, fresh water, propane, tools, other cargo and dealer-installed accessories that can be carried by the trailer. CCC is equal to or less than GVWR minus UVW. The addition of options will decrease the CCC.

Hitch Weight (HW): The hitch weight, as used in product literature and other promotional materials, does not include cargo, fresh water, propane gas, options or dealer-installed accessories. The addition of these types of items will either add to or subtract from the stated hitch weight.

It is important for your safety and enjoyment that your tow vehicle be adequately sized and equipped to tow and handle the GVWR of the RV you select. Review weights and rating of your tow vehicle and consult a competent advisor for questions or advice. Whether you are new to RVing or a veteran, get a feel for the performance of your tow vehicle before heading out on the roadways. When you tow an RV, you must drive differently than when you drive a single vehicle. Practice hooking up, driving, backing up and braking in a safe environment or seek out professional instruction. Jayco affixes a weight label to each RV which lists weight information for that vehicle. See specifications chart above.

OPTION: A

Labels in the plan: OHC, PANTRY, FRIDGE, MIC (LAV), TUB / SHOWER, QUEEN BED, OHC, DINETTE, MICRO, OHC, WARD, 15' AWNING.

The floor plan for the 16' Awning unit shows a rectangular interior space. On the left side, there is a bathroom area with a 'TUB / SHOWER' and a toilet, and a 'WARD' (wardrobe) below it. Adjacent to the bathroom is a 'DOUBLE BED' and a 'BUNK BED'. The top center features a 'FRIDGE' and a 'MICRO' (microwave). To the right of the fridge is a 'DINETTE' (dining table) with two chairs, and a 'WARD' below it. The right side of the unit contains a 'J-STEEL SOFA' and a large 'QUEEN BED'. There are 'WARD' areas on the far right and bottom right. The unit is labeled '16' AWNING' at the bottom. Entry points are marked with 'S' (Screened) and 'H' (Hinged) symbols.

The floor plan for the 16' AWNING unit is shown below. It includes a TUB/SHOWER, WARD, DOUBLE BED, BUNK BED, WARD, FRIDGE, MICRO, ENTERTAINMENT CENTER, J-STEEL SOFA, DINETTE, QUEEN BED, and WARD. The unit also features a 16' AWNING and a 15' x 7' SHOWER. The layout is designed to maximize space and provide a comfortable living environment.

The floor plan for the 18' Awning unit is shown below. It includes a double bed above and below a central area, a queen bed, a U-dinette, a J-steel sofa, a shower, and various storage areas including wardrobes, a bench storage unit, and a microwave.

Floor Plan Details:

- Front:** U-DINETTE
- Left Side (Front to Rear):** BUNK BEDS, WARD, (LAV) OHC
- Center:** ENTERTAINMENT CENTER, FRIDGE, MICRO, OHC
- Right Side (Front to Rear):** J-STEEL SOFA, MURPHY BED, STORAGE, WARD
- Rear:** 15' AWNING
- Bathroom:** TUB/SHOWER

Floor plan of the 14' Awning motorhome. The layout includes a front dinette with OHC, a central J-steel sofa with OHC, a queen bed with OHC, a tub/shower, a toilet, a microwave, a fridge, and wardrobes. A 14' awning is shown at the rear. Storage compartments are marked with 'S' and a hatch is marked with 'H'.

The floor plan shows a rectangular unit with a 16' awning on the left side. The layout includes:

- Living Area:** A J-STEEL SOFA and a U-DINETTE are positioned along the top wall. An ENTERTAINMENT CENTER is located below the U-DINETTE.
- Kitchen Area:** A FRIDGE, MICRO (microwave), and SINK are located along the bottom wall. A 16' AWNING is attached to the left side of the kitchen area.
- Bathroom Area:** A TOILET, SHOWER, and LAV (lavanette) are located along the right wall.
- Bedroom Area:** A QUEEN BED is located in the center-right of the unit.
- Storage:** Multiple WARD (wardrobe) areas are located along the top and right walls.
- Other Features:** Two OHC (overhead cabinet) units are located on the left wall, and one is located above the queen bed. A door is located on the right wall, and a window is located on the top wall.

Floor plan of a 18' AWNING unit. The layout includes a TUB/SHOWER, MED CAB, WARD, DOUBLE BED, BUNK BED, DINETTE, FRIDGE, J-STEEL SOFA, QUEEN BED, and multiple OHC (Overhead Cabinet) units. The unit is labeled 18' AWNING at the bottom.

The floor plan of the 2nd floor of the 2012 US Olympic Village shows a central corridor. On the left side, there are two sets of BUNKS, a PANTRY, a WARD/TV CAB, and a bathroom area containing a TUB/SHOWER, LAV, and MED. On the right side, there is a DINETTE, a J-STEEL SOFA, an ENTERTAINMENT CENTER, and a large QUEEN BED. There are also several OHC (Office of the Chief of the Village) rooms and a H (Hotel) room. The plan is color-coded: blue for sleeping quarters, tan for common areas, and grey for utility/bathroom areas.

STANDARDS AND OPTIONS

JAY FLIGHT SWIFT SLX

STANDARD EXTERIOR EQUIPMENT

8 1/2" exterior height
.024 mesa crimp exterior aluminum
4" cambered steel box tube frame
Fully integrated A-frame
5/8" seamless floor decking
One-piece, seamless Alpha ply roof material
Amber patio light
Clamp ring, safety-glass windows with automotive gasket seals
Radial tires
Galvanized-steel, impact-resistant wheel wells
Radius-cornered entrance and baggage doors
Double-wide corner mold extrusions
Aerodynamic front profile
Front window with integrated rock guard
DuraTek water-repellent, scratch-resistant, vinyl tent material with zipper windows (165RB)
Powder-coated shepherd's hook tent framing (165RB)
30-amp service
Single 20-lb. propane bottle

STANDARD INTERIOR EQUIPMENT

Screwed-and-glued cabinetry
Wardrobe/pantry storage
Ball bearing drawer guides throughout, 75-lb. capacity with full extension
Laminate countertops with T-mold edging
Acrylic sink
2-burner range with range hood/exhaust fan
3 cu. ft. Norcold refrigerator with temperature controls
Microwave oven
High-efficiency Atwood furnace
Wall-mounted 8,000-BTU air conditioner
Multi-Media Premium Sound System with MP3/iPod input jacks
Jayco-made dinette cushions and window treatments
Indoor/outdoor dinette table (select models)
Plywood bunk, dinette and bed platforms
Vinyl flooring
Marine toilet with hand flush
Shower curtain with curved shower track (select models)
Wood trimmed mirror in bathroom
300-lb. rated bunk beds (select models)
4" bunk mats (select models)
5" high density foam tent mat (165RB)
Under-bed storage on main beds

CUSTOMER VALUE PACKAGE

Patio awning
Front diamond plate
Rear stabilizer jacks (2)
6-gal. gas water heater
Water heater bypass
Range hood
Pleated window shades
Bathroom skylight

JAY FLIGHT SWIFT

STANDARD EXTERIOR EQUIPMENT

.024 mesa crimp exterior aluminum
I-Class cambered structural steel I-beam frame
5/8" tongue-and-groove plywood flooring
Fully integrated A-frame
Magnum Truss Roof System
One-piece, seamless Alpha ply roof material
Patio awning
Amber patio light
Marine-grade exterior speakers (2)
Radius-cornered entrance door with window
Clamp ring, safety-glass windows with automotive gasket seals
Radial tires
Galvanized-steel, impact-resistant wheel wells
Spare tire with carrier
E-Z Lube axles
Pass-through storage (select models)
Radius-cornered baggage doors
Double-wide corner mold extrusions
Aerodynamic front profile
Electric powered slideouts (select models)
30-amp service
Dual 20-lb. propane bottles
4 stabilizer jacks with sand pads (standard on select models)

STANDARD INTERIOR EQUIPMENT

Screwed-and-glued Heritage Mocha cabinetry
Large overhead cabinetry
Removable shelves in pantry/wardrobe (select models)
Ball bearing drawer guides throughout, 75-lb. capacity with full extension
Laminate countertops with T-mold edging
Deep-bowl, 60/40 acrylic kitchen sink with high-rise faucet
Metal alloy faucet fittings
3-burner range with 9,000-BTU SuperBurner with range hood and exhaust fan
5 cu. ft. Norcold refrigerator with temperature controls
6-gal. gas Atwood water heater
High-efficiency Atwood furnace
Multi-Media Premium Sound System with MP3/iPod input jacks
Jayco-made dinette cushions and window treatments

Pleated window shades
Plywood bunk, dinette and bed platforms
Vinyl flooring
J-Steel jack-knife sofa (select models)
Marine toilet with hand flush
Power bath fan
Shower curtain with curved shower track (select models)
Wood-trimmed mirror in bathroom
Innerspring mattress
Under-bed storage on main beds
Shirt wardrobes in bedrooms
300-lb. rated bunk beds (600-lb. rating on double bunks) (select models)
4" quilted bunk mats (select models)

CUSTOMER VALUE PACKAGE

13,500-BTU air conditioner
Cable/satellite TV hookup
Digital TV antenna
Water heater bypass
Microwave oven
Bedsprad

CONVENIENCE PACKAGE (MANDATORY ON SELECT MODELS)

Outside shower
4 stabilizer jacks with sand pads (standard on select models)
6.3 cu. ft. Norcold double-door refrigerator with temperature controls
Oven
6 gal. gas/electric DSI Atwood water heater
ABS tub surround

OPTIONS

Fiberglass sidewalls
Enclosed underbelly
Power Package: Adjustable power awning and power tongue jacks
Technology Package: 26" LED TV and DVD player
Chil N' Stor outside baggage compartment with 1.7 cu. ft. refrigerator (select models)
Convenience Package (select models)
Customer Value Package with 15,000-BTU air conditioner
Double-over-double bunk bed (264BH, 267BHS and 281BHS)
Queen bed with bunk (198RD)

SLEEP THE WHOLE FAMILY: From convertible dinettes to J-Steel sleeper sofas, from bunk bed arrangements to queen-sized beds — right down to the SLX's select model tent ends — we've dreamed up every way Jay Flight Swift can sleep the whole family.



Superior craftsmanship starts at the top at Jayco

We've built a reputation for superior construction and quality craftsmanship.

We pride ourselves on always using top-quality materials and innovative manufacturing techniques. That commitment has led to one of our latest construction advancements, the exclusive Magnum Truss Roof System. Fifty percent stronger than other roofs in the industry, this Jayco roof is built to weather Mother Nature.

OUR ROOF FEATURES ...

- 1 4 1/2" crowned wood trusses:** Uses 2"x 2" vertical studs to maximize load capacity, while oversized nail plates provide a tighter design (2" x 3" solid, tapered trusses on SLX)
- 2 3/8" roof decking, screwed down at every seam:** More durable than typical stapled construction, provides a fully walkable roof
- 3 Residential attic-style insulation:** Helps maintain interior temperatures
- 4 One-piece, sidewall-wrapped Alpha Ply material:** Provides leak protection



50% STRONGER

JAYCO'S ROOF



OTHER ROOFS




SCREWED CONSTRUCTION VS. STAPLED



OVERSIZED NAIL PLATES VS. SMALLER PLATES




2" X 2" VERTICAL WOOD STUDS VS. 1" ALUMINUM



7" HEADER BEAM VS. 2" X 6" LUMBER

OUR ROOF



4,500 LBS. ON A JAYCO



TO LEARN MORE ABOUT OUR MAGNUM TRUSS ROOF SYSTEM, SCAN HERE WITH YOUR SMARTPHONE.

VS. THEIRS



WALL CONSTRUCTION

- 5 2" x 2" wooden studs:** Creates Jay Flight Swift's long-lasting framework
- 6 Hand-tucked and glued fiberglass insulation (R-7):** Prevents insulation from sagging over time (vs. blanket-insulation technique), while helping increase insulation value near studs
- 7 Extra-wide corner seals:** Prevents leaks on the corner molds, baggage and entrance doors and window seals

FLOOR CONSTRUCTION

- 8 Wall-to-wall vinyl flooring:** Wipes up easily, a perfect fit for families
- 9 5/8" decking on 2" x 3" wooden joists:** Creates a solid foundation
- 10 Fiberglass insulation (R-7):** Maintains interior temperatures
- 11 Full-width outriggers:** Supports wall weight with 4-foot spacing (vs. 8-foot spacing) and wall-to-wall, full-width design

OTHER FEATURES

- 12 Galvanized-steel wheel wells (select models):** Reduces heat loss through floor; prevents floor damage in case of a blown tire
- 13 Integrated A-frame:** Runs through frame, preventing hitch from buckling because it isn't tack welded
- 14 Innovative, aerodynamic front profile:** Eliminates angled profile, increasing towability

2-YEAR WARRANTY*

Peace of mind comes standard



Nobody offers a better warranty than Jayco. With our exclusive 2-year Co-Pilot Limited Warranty, the only strings we attach are those that deliver the ultimate in reliability. At Jayco, your peace of mind is our priority, and that's the Jayco difference.

*For a copy of our 2-year limited warranty with full terms and conditions, please contact your local Jayco dealer or visit Jayco.com.

300 JAYCO DEALERS

A four-decade strong network

From the sales experience to service after the sale, we consider our dealers to be an important part of the Jayco family. Establishing a solid relationship with your local Jayco dealer is a key component in the enjoyment of your new Jayco. By purchasing from a local dealer, you will have a convenient location for sales, parts and service support. We hope you consider them a part of your camping family.

Your local dealer

1-YEAR FREE

Roadside Assistance

Travel worry-free with Jayco's Customer First Roadside Assistance program, yours at no cost during your first year of ownership. This program is offered through Coach-Net, the country's largest RV emergency road service, and gives you immediate access to assistance.

Coach-Net
RV Technical & Roadside Assistance



Generations of family fun.

THE JAYCO STORY BEGAN IN 1968 WITH OUR FAMILY—THE BONTRAGERS. Lloyd Bontrager created an innovative, easy-to-use lifter system that led to a better fold-down camper. Loaded with more conveniences, he believed his camper would bring families closer together.

Since then, Jayco has helped generation after generation create family stories — good, old-fashioned family fun built around campfires with a Jayco RV nearby. At Jayco, we strive to build family-friendly products that will outlast just about everything but your memories. We'd love nothing more than to be a part of your family story. Join us in our generations of family fun.

ecoadvantage™

Jayco's long-term commitment to protecting the environment



Scan this QR code with your smartphone to watch a video about our efforts and the impact we're making on our planet.
jayco.com/ecoadvantage

Follow us on



Jayco, Inc., P.O. Box 460, Middlebury, IN 46540, www.jayco.com 

See dealer for further information and prices. All information in this brochure is the latest available at the time of publication approval. Jayco reserves the right to make changes and to discontinue models without notice or obligation. Photos in this brochure may show optional equipment and props for photography purposes. RVs built for sale in Canada may differ to conform to Canadian codes. ©2013 Jayco, Inc. 14-JFSW-PL 1013-25K Printed in U.S.A.