

20 XLR 20

TOY HAULERS

ACTION CAMPING™



BOOST

VALUE-ADDED TRAILERS





WELCOME TO **ACTION CAMPING™**



From Side-by-Sides to golf carts, kayaks to _____ (you fill in the blank) hobbies; we are excited to introduce a whole new breed of RVers. You are **Action Camping™** folks because that's what you do. And XLR Toy Haulers make it happen in complete comfort, with the most rugged construction features.



CHOOSE FROM THREE DISTINCT SERIES DESIGNED WITH YOU IN MIND



BOOST FIFTH WHEEL

This is the best value on the market in Fifth Wheel Toy Haulers! The Boost series will make you a believer. These 102" wide models are ready to get you out on the road and back in the woods. You'll find four distinct floor-plans to choose from.

BOOST TRAVEL TRAILER

These 102" Wide Body Boost Travel Trailers are four-seat Side-by-Side ready! Our 27QBX model is for those wanting a Bunkhouse. It also has a versatile rear deck. This spacious series allows for extra room for all the family, friends and toys.

MICRO BOOST TRAVEL TRAILER

We offer three 96" Micro Boost models. They're 6" narrower than our Wide Bodies and have lower ceilings. If you need lighter weight because of your tow vehicle, Micro Boost is for you. A Bunkhouse/Toy Hauler on a budget with a rear deck, that's gold!

TOP BOOST FEATURES



Action Camping™ Approved

(Bikes, Kayaks, Canoes, ATVs, Golf Carts, you name it)



Holding Tank Capacities

These are best in class allowing you to better enjoy your Toy Hauler experience without frequent interruptions to drain or fill the liquids. 100-gallon fresh water tank is standard on Boost.



Body Armor Underbelly

This is a PVC laminated to a foil radiant barrier insulation to ensure the protection of your undercarriage and improve your in-cabin comfort.



5,000-lb. Tie-Downs


XLR continues to offer the strongest 5,000-lb. tie-down anchor system in the industry. Only the best to secure your precious cargo.

BOOST

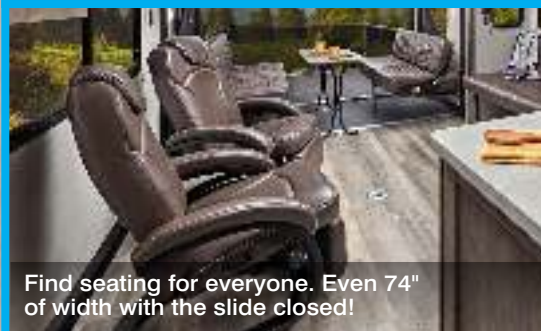
Our Boost series is designed for the Action Camping™ crowd that wants to get out as much as possible during the year. These light weight haulers are designed to be used and enjoyed—no matter the weather. Now get out there!




The 21QBS features a fireplace and all the amenities of home.



32RZR14 (shown). All Wide Body models have fireplaces and space for a four-seat, Side-by-Side (excludes 27QBX).



Find seating for everyone. Even 74" of width with the slide closed!



21QBS bedroom slide is luxurious and spacious for a light weight unit.



Radius glass shower surround comes standard on 27QB TT and 27QBX.



The 32RZR14 bedroom features an XLR king bed and cross ventilation windows.

The Boost series continues to be a game-changer in the world of Toy Haulers. It's a more affordable unit to get you into the new world of **Action Camping™**. Get reacquainted with nature. XLR's Boost series is what you need to venture out there. Just load up one of these great floorplans and go!



COMPRESSOR REFRIGERATOR

Our energy-efficient, 10 cu/ft, road-ready 12-Volt compressor refrigerator has integrated RV travel door latches, LED lighting, adjustable glass shelving, clear door bins and stainless steel doors.



QUEEN BED DINETTE

Furniture in the garage changes the ordinary to extraordinary! Dine at the back deck or transform the space into two queen beds for kids or guests.

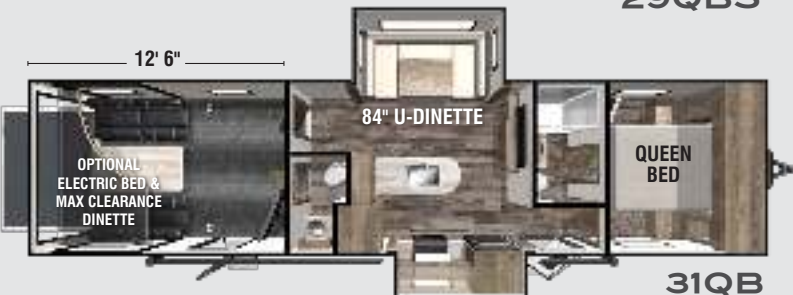
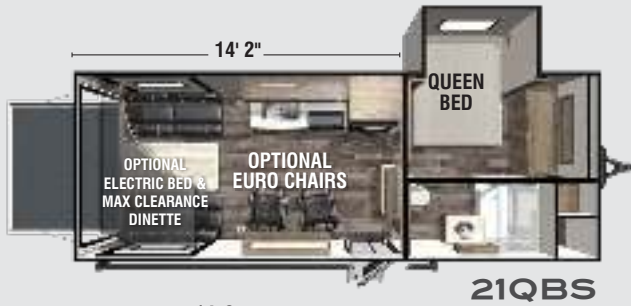
FIFTH WHEEL FLOORPLANS

Boost Fifth Wheels come with either a 13', 14' or two 16' garage floorplans. We provide a choice of two open garage or two enclosed garage models. Triple-, double- and single-slide models help make sure you have the room space you need, and also the weight that matches up to your truck. You'll find a floorplan here for a half-, three-quarter- or one-ton truck. And every Fifth Wheel is four-seat Side-by-Side ready!



TRAVEL TRAILER WIDE BODY FLOORPLANS

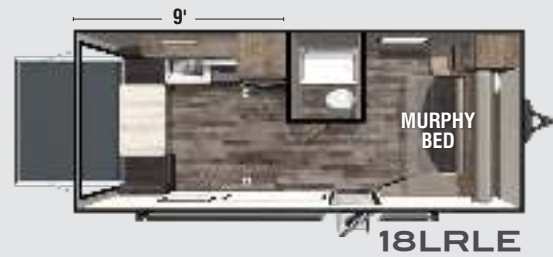
These Wide Body Travel Trailer floorplans have two enclosed garage models and three open floorplan models. All but the 27QBX will fit a four-seat Side-by-Side inside. The 27QBX is that crossover Toy Hauler/Bunkhouse.



MICRO BOOST

MICRO BOOST NARROW BODY FLOORPLANS

Easier to tow and lighter weight highlight the Micro Boost series. They are narrower, yet offer high quality builds and many of the luxuries of home. These floorplans and series offer a quality camping trailer with a ramp and room to haul your toys!



STANDARDS & OPTIONS

EXTERIOR

- 13.5K Main A/C w/ Ducted Roof Vents
- Friction Hinge Main Entry Door w/ Large Grab Handle
- Smooth Metal Front (TT)
- Color Metal Bands On Sidewall
- Body Armor Enclosed & Insulated Underbelly
- Heated Underbelly
- Enclosed Holding Tanks
- Extra Large 1 1/2" Fresh Water Drain Valve
- Seamless EPDM Rubber Roof
- Premium Electric Coated or Powder Coated Frames
- TV Antenna
- Marine Grade External Speakers
- Moisture Barrier Floor Enclosure
- Pet Leash
- Hot & Cold Shower Box
- 30 Gallon Fuel Station w/ Gen Prep
- 12'-18' Power Awning w/ LED Lighting
- Under Unit Accent Lighting
- 5" Radius Wood Framed Roof
- Laminated Aluminum Framed Ramp Door
- Insulated Storage Doors
- 100 Gallon Fresh Water Tank
- Oversized Tank Capacities
- Battery Disconnect Switch
- High Capacity Water Pump
- 20# LP Bottles (2) w/ Cover
- Radius Safety Glass Windows
- Full Sized Spare Tire
- Black Tank Flush

- Back Up Camera Prep
- Roof Solar Prep
- Rear Spoiler Over Ramp Door
- Rear LED Strip Lighting Over Door
- Black Steel Wheels w/ Nitrogen Filled Radial Tires
- 5,000 lb. D-Rings
- RVQ Quick Connect
- No Wheel Wells
- 48" LED Front Fiberglass Cap Lighting (FW)
- Fiberglass Front Cap w/ Paint (FW)
- Diamond Plate Front Rock Guard (TT)
- 30AMP Service (TT)
- 50AMP Service (FW)
- Detachable Marine Grade Power Cord
- Upgraded Main Entry Step
- Walk on Roof
- Oil and Gas Resistant Residential Linoleum
- Power Tongue Jack or Landing Gear

INTERIOR

- Dual Zone / HDMI / BT / 2 Zone / APP
- 2 Interior Speakers
- 17" Black Oven w/ Glass Cooktop LED Lighting
- .9 Black Microwave
- 10CF - 12VDC Black Stainless Steel Refrigerator
- 35,000 BTU Forced Air Ducted Furnace
- Deep Seated Stainless Steel Kitchen Sink
- Oval Residential Stainless Steel Lavy Sink
- Residential Pull Down Sprayer Faucet
- Stainless Steel Sink Cover Grate / Cutting Surface

- Residential Solid Surface Countertops
- Ball Bearing Extension Drawer Guides
- Pre-drilled and Screwed Cabinetry
- Solid Core Cabinet Stiles
- LED Interior Lighting
- High Definition LED Television
- Quick Recovery Water Heater
- Double Entrance Bathroom (FW)
- Skylight Over Shower
- Power Vent Fan
- Medicine Cabinet With Mirror
- Plastic Foot Flush Toilet
- Residential Walk In Showers
- Night Stands / Bedside Shelves
- USB Chargers
- Master Suite Queen Bed (TT)
- Master Suite King Bed (FW)
- Outside TV Brackets
- Sat and Cable Prep
- Screen Wall
- Oil and Gas Resistant Garage Flooring (FW)
- Oil and Gas Resistant Residential Linoleum
- Large Panoramic Windows, Upgraded Residential Furniture
- Residential Decorative Sheet
- Solid Interior Passage Doors
- Fireplace - 5,000 BTU

REV PACKAGE

- LED TV
- 100 Gallon Fresh Water Capacity
- 30 Amp Service w/ Detachable Cord (Travel Trailers Only)

- 50 Amp Service w/Detachable Cord (Fifth Wheels Only)
- Fireplace
- Back Up Camera Ready, Bathroom Vent Fan
- 10CF - 12V Black Stainless Steel Refrigerator
- 17" Oven w/ 3 Burner Cooktop w/ Glass Cover
- .9 Microwave
- Slim Range Hood Vent
- BT100 - 2 Zone, HDMI, BT Radio, 2 Interior Speakers & 2 Exterior Speakers
- External Fuel Cell w/ Pump (N/A on 27QBX)
- External LED Strip Lighting
- LED Frame Lighting
- Friction Door Hinge
- Generator Prep (N/A on 27QBX)
- LED Interior Lights
- Outside TV Bracket and Hook Ups
- Power Awning
- Power Tongue Jack (Travel Trailers Only)
- Residential Kitchen Faucet
- Ramp Light
- RVQ Quick Connect
- Roof Solar Prep
- Decorative Vinyl Flooring
- Spare Tire
- Black Steel Wheels
- Battery Disconnect
- 5,000lbs Tie-downs
- Hot and Cold Outdoor Shower
- Enclosed Under Belly

OPTIONAL EQUIPMENT

- 15k Main A/C IPO 13.5K
- 2nd 13.5K A/C (Requires 50AMP - 31QB & 29QBS Located In Garage)
- 2nd 15K BTU A/C Bedroom (37TSX13 & 36TSX16 Only)
- 50 AMP Service (TT)
- 4.0 Onan Generator (TT - N/A with 50AMP or 27QBX)
- 5.5 Onan Generator (Requires 50AMP on TT - N/A 27QBX & 21QBS)
- Electric Stabilizer Jacks
- Industrial Garage Rubber Floor (TT)
- Electric Bed w/ Max Clearance Pass Thru Dinette (TT - N/A 27QBX)
- Electric Bed w/ Max Clearance Pass Thru Dinette (FW)
- Ramp Door Patio System
- Roof Ladder - Collapsible
- Ultracold Weather Heated Holding Tank 12V Pads
- Euro Recliner Black Leather
- Sofa Slide IPO Dinette Slide (29QBS, 31QB, 37TSX13)(STD 36TSX16)
- 58" Steel Roll Over Sofa Off Door Side IPO Fireplace (28RZR16)
- 58" Steel Roll Over Sofa Door Side (28RZR16, 21QBS, 27QB N/A, 32RZR14)
- TT Highgloss Fiberglass Ext Sidewall
- FW Highgloss Fiberglass Ext Sidewall (Mandatory 37TSX13 & 36TSX16)
- 8CF Gas/Electric RV Refrigerator
- Alumafoil Insulation
- Inverter 1500W
- Renewable Energy Pkg (100W Flex Solar Panel, Control Panel, Wiring)

	21QBS	27QB	27QBX	29QBS	31QB	28RZR16	32RZR14	36TSX16	37TSX13
Hitch Weight	992 lb	1,082 lb	1,238 lb	1,214 lb	1,465 lb	2,090 lb	2,226 lb	2,705 lb	2,958 lb
UVW	6,310 lb	6,385 lb	7,479 lb	8,449 lb	9,320 lb	8,603 lb	9,560 lb	13,055 lb	12,687 lb
CCC	4,882 lb	3,600 lb	3,959 lb	2,965 lb	4,145 lb	5,487 lb	4,666 lb	4,800 lb	4,999 lb
Exterior Length	26' 11"	31' 0"	33' 7"	36' 10"	39' 3"	33' 2"	33' 8"	43' 9"	39' 9"
Exterior Height	12' 5"	12' 5"	12' 5"	12' 5"	12' 5"	12' 5"	13' 5"	13' 5"	13' 5"
Exterior Width	102"	102"	102"	102"	102"	102"	102"	102"	102"
Fresh Water	100 gal	100 gal	100 gal	100 gal	100 gal	100 gal	100 gal	100 gal	100 gal
Gray Water	38 gal	38 gal	76 gal	38 gal	38 gal	38 gal	38 gal	76 gal	38 gal
Black Water	38 gal	38 gal	38 gal	38 gal	76 gal	38 gal	38 gal	76 gal	76 gal
Awning Size	15'	15'	15'	15'	15'	15'	15'	12' & 12'	12' & 12'

SPECIFICATIONS

STANDARDS & OPTIONS

EXTERIOR

- 13.5K Main A/C w/ Ducted Roof Vents
- Friction Hinge Main Entry Door w/ Large Grab Handle
- Smooth Metal Front
- Color Metal Bands On Sidewall
- Body Armor Enclosed & Insulated Underbelly
- Heated Underbelly
- Enclosed Holding Tanks
- Extra Large 1 1/2" Fresh Water Drain Valve
- Seamless EPDM Rubber Roof
- Premium Electric Coated or Powder Coated Frames
- TV Antenna
- Marine Grade External Speakers
- Moisture Barrier Floor Enclosure
- Pet Leash
- 12' - 18' Power Awning w/ LED Lighting
- 5" Radius Wood Framed Roof
- Laminated Aluminum Framed Ramp Door
- Insulated Storage Doors
- Oversized Tank Capacities
- Battery Disconnect Switch
- High Capacity Water Pump
- 20# LP Bottles (2) w/ Cover
- Radius Safety Glass Windows
- Full Sized Spare Tire
- Black Tank Flush
- Back Up Camera Prep
- Roof Solar Prep
- Rear LED Strip Lighting Over Door

- Black Steel Wheels w/ Nitrogen Filled Radial Tires
- 5,000 lb. D-Rings
- RVQ Quick Connect
- No Wheel Wells
- Diamond Plate Front Rock Guard
- 30AMP Service
- Detachable Marine Grade Power Cord
- Upgraded Main Entry Step
- Walk on Roof
- Oil and Gas Resistant Residential Linoleum
- Power Tongue Jack or Landing Gear

INTERIOR

- Dual Zone / HDMI / BT / 2 Zone / APP
- 2 Interior Speakers
- 17" Black Oven w/ Glass Cooktop LED Lighting
- .9 Black Microwave
- 10CF - 12VDC Black Stainless Steel Refrigerator
- 20,000 BTU Forced Air Ducted Furnace
- Deep Seated Stainless Steel Kitchen Sink
- Oval Residential Stainless Steel Lavy Sink
- Stainless Steel Sink Cover Grate / Cutting Surface
- Residential Solid Surface Countertops
- Ball Bearing Extension Drawer Guides
- Pre-drilled and Screwed Cabinetry
- Solid Core Cabinet Stiles
- LED Interior Lighting
- Quick Recovery Water Heater
- Skylight Over Shower

- Power Vent Fan
- Medicine Cabinet With Mirror
- Foot Flush Toilet
- Residential Walk In Showers
- Night Stands / Bedside Shelves
- USB Chargers
- Master Suite Queen Bed
- Outside TV Brackets
- Sat and Cable Prep
- Screen Wall
- Oil and Gas Resistant Residential Linoleum
- Large Panoramic Windows
- Upgraded Residential Furniture
- Residential Decorative Sheet
- Solid Interior Passage Doors
- Fireplace - 5,000 BTU

XPLORE PACKAGE

- Main Entry Upgraded Step
- VIP Patio Deck
- 30AMP Service w/ Detachable Power Cord (*Travel Trailer Only*)
- LED Step Light
- Fireplace
- Back Up Camera Ready
- Bathroom Vent Fan
- 10CF - 12V Black Stainless Steel Refer (*N/A 18LRLE - 2 Burner Cooktop*)
- 17" Oven w/3 Burner Cooktop with Glass Cover
- .9 Microwave
- Slim Range Hood Vent
- BT100-2 Zone / HDMI / BT Radio

- 2 Interior Speakers
- 2 Exterior Speakers
- 6 Gallon Gas/Electric DSI Water Heater
- External LED Strip Lighting
- Power Awning
- Power Tongue Jack
- Residential Kitchen Faucet
- Ramp Light
- LED Interior Lights
- Roof Solar Prep
- Black Tank Flush
- Stainless Steel Kitchen and Lavy Sinks
- Residential Kitchen Faucet
- Outside TV Bracket and hookups
- USB Charging Station
- TV Antenna
- Spare Tire
- Black Steel Wheels
- Pet Leash

OPTIONAL EQUIPMENT

- 15K A/C IPO 13.5K Main A/C
- Ultracold Weather Heated Holding Tank 12V Pads
- Spray Port
- 8CF - Gas / Electric RV Refrigerator
- Oil and Gas Resistant Garage Flooring
- LED TV
- Renewable Energy Package
- Inverter 1500 W
- Sofa Slide IPO Dinette Slide (*27LRLE*)



	18LRLE	25LRLE	27LRLE
Hitch Weight	614 lb	768 lb	1,060 lb
UVW	3,958 lb	5,012 lb	6,056 lb
CCC	1,718 lb	2,634 lb	1,966 lb
Exterior Length	22' 7"	28' 9"	33' 5"
Exterior Height	10' 9"	10' 9"	10' 9"
Exterior Width	96"	96"	96"
Fresh Water	46 gal	46 gal	46 gal
Gray Water	38 gal	38 gal	38 gal
Black Water	38 gal	38 gal	38 gal
Awning Size	11'	15'	15'

SPECIFICATIONS

APPLIANCES

You get a full suite of kitchen appliances including a 10 c/f refrigerator, .9 c/f microwave, 17" oven with 3-burner glass cover cooktop and slim range hood vent.



WHY XTRA MATTERS?

What's XTRA BUILT? If you compare us to other Travel Trailers and Fifth Wheels, you'll see that an XLR Toy Hauler is simply built right. We know that Action Campers use their RV's the way they play—harder. So stronger construction and features mean you'll be ready for the road (or offroad).



XTRA CONSTRUCTION FEATURES

- 1 Body Armor Underbelly
- 2 16" On-Center Studs
- 3 3/8" Roof Decking for Full Walk-On Strength
- 4 5000-lb. D-Rings (Best In Class)
- 5 Oversized Axles
- 6 Larger Holding Tanks
- 7 5/8" Tongue-and-Groove Flooring
- 8 Gelcoat Fiberglass (Is Optional)

CONSTRUCTED TO LAST



NXG frames are constructed with High Strength Low Alloy (HSLA) prime steel with specifically controlled properties.



Holding tank capacities are best in class allowing you to better enjoy your Toy Hauler experience without frequent interruptions to drain or fill the liquids. 100-gallon fresh tank standard on Boost.



Heavy-duty LCI® axles offer you the best in class carrying capacities.



Stainless steel kitchen and bathroom sinks, with residential faucets, provide modern appointments to hold up to all the activities like home.



Our Nitro-Fill™ radial tires offer a “No Excuses Guarantee” unmatched in the industry.



Solar Prep is provided on the roof of your unit for an optional, flexible solar panel and monitor which is pre-wired in the unit. They are marked with a locator decal.



5/8" tongue-and-groove plywood caps the traditional wood constructed floor structure.



XLR continues to offer the strongest 5,000-lb. tie-down anchor system in the industry to secure your precious cargo.



Body Armor Underbelly is a PVC laminated to a foil radiant barrier insulation to ensure the protection of your undercarriage and improve your in-cabin comfort.



Our 1.5" fresh water drain provides a lightning fast way to empty your tank.

ACTION CAMPING™



PRE-DELIVERY INSPECTION FACILITY

20,000 square feet of quality assurance. The bare essentials for a premium product. This state-of-the-art facility gives immediate feedback to production for quality assurance in every unit built.

24/7 EMERGENCY ROADSIDE ASSISTANCE WITH VEHICLE PURCHASE*

TOWING
JUMP-STARTS
TIRE CHANGES
FLUID DELIVERY
LOCKOUT
SERVICE

WINCH-OUT
MOBILE MECHANIC
TECHNICAL
SUPPORT
DEALER LOCATOR
SERVICES



*VALID FOR 1 YEAR FROM DATE OF PURCHASE

FREE MEMBERSHIP
to Forest River Owners' Group

www.forestriverfrog.com



Learn More

Scan this barcode using a QR Reader on your smart phone to learn more about Forest River.



A Berkshire Hathaway company.

FOREST RIVER OWNER DIGITAL KIT APP

Now you can have your Owner's Manual with you where ever you are. Download our FREE app from the App Store or Google Play and you'll have the information at your fingertips.



www.ForestRiverBuyLocal.com



Actual towing capacity is dependent on your particular loading and towing circumstances, which includes GVWR, GAWR and GCWR, as well as adequate trailer brakes. Please refer to the Owner's Manual of your vehicle for further information. All information contained in this brochure is believed to be accurate at the time of publication. However, during the model year, it may be necessary to make revisions and Forest River, Inc., reserves the right to make all such changes without notice, including prices, colors, materials, equipment and specifications as well as the addition of new models and the discontinuance of models shown in this brochure. Therefore, please consult with your Forest River dealer and confirm the existence of any materials, design or specifications that are material to your purchase decision. ©2020 XLR, a Division of Forest River, Inc., a Berkshire Hathaway company. All Rights Reserved. 01/20



ACTION CAMPING™

685 E. Main Street / Butler, IN 46721
Phone: 574-327-2686
E-mail: XLRinfo@forestriverinc.com



Visit our website at: forestriverinc.com/rvs/toy-haulers/xlr-boost
for everything Boost has to offer.

YOUR XLR ACTION CAMPING DEALER: