

The Standard for Excellence  
**PHOENIX**  
*Cruiser*



Adventure Anywhere



You really can have it all -- luxury, affordability, the absolute freedom to make each day your own adventure on the road or in the campsite. With 9 floorplans, and many custom options, we are #1 choice in downsizing.


**Factory Direct** phoenixcruiser.com Visit our website for more  
2601 Marina Drive Elkhart, IN **877-754-8535** photos and information.



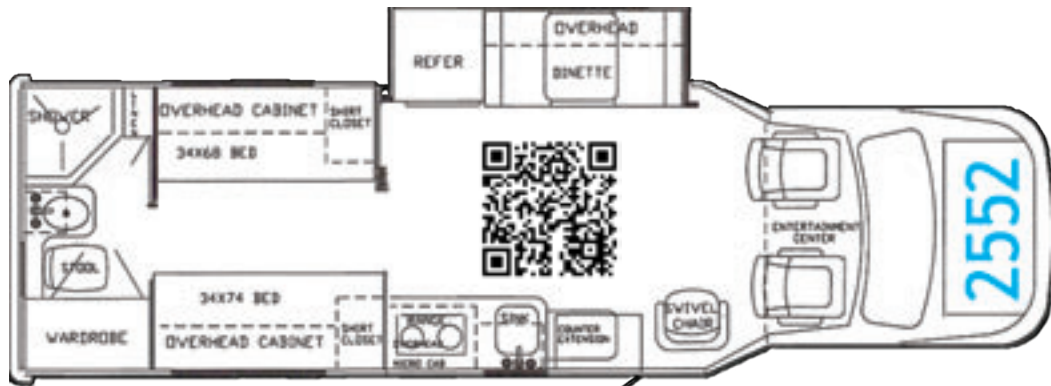
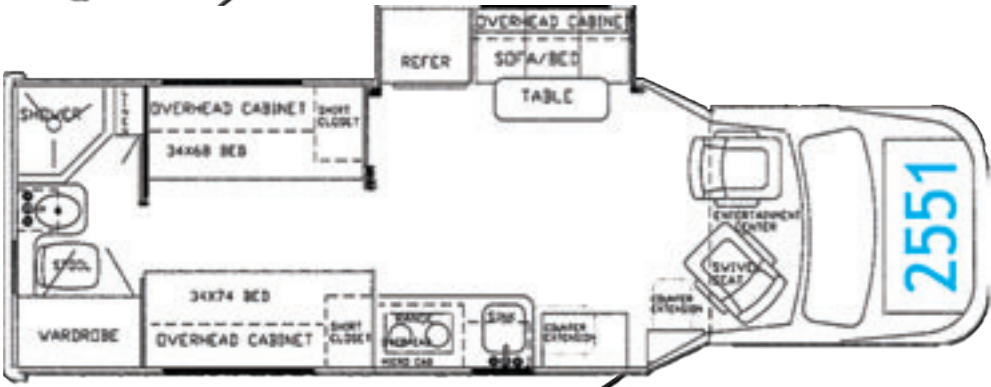
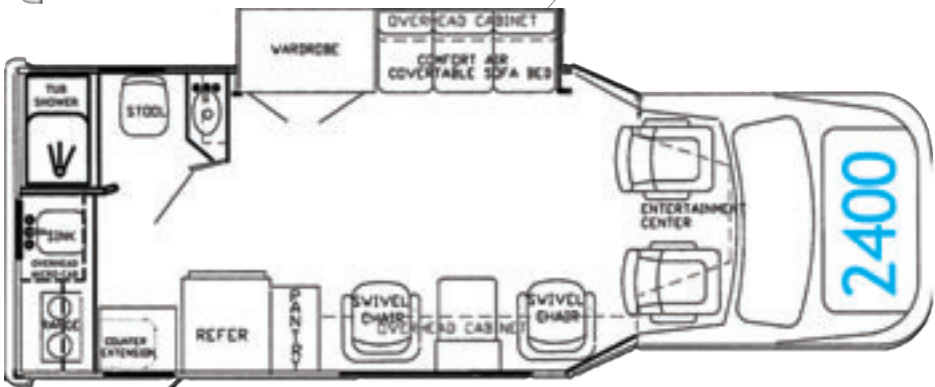


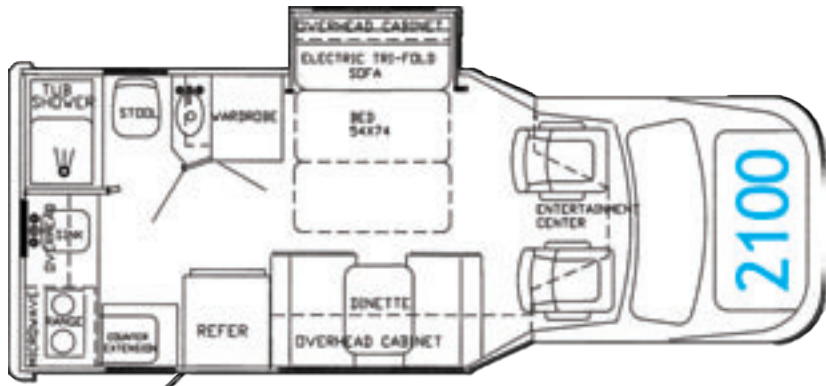
At Phoenix Cruiser, we strive to provide you with the best experience possible. Not only can you order factory-direct and save thousands of dollars, we want you to be confident in your purchase! We understand that you may not be able to make the trip to our Elkhart, Indiana factory, so this year we are doing our best to bring the factory to you! We provide a standard of excellence, and we are very proud to give you a deeper, more in-depth look at all of our floorplans and options!

To that end, located throughout our brochure, we’ve provided QR (Quick Response) codes to make your brochure experience an interactive one.


When you encounter one of the QR Codes, simply scan it with your smartphone’s QR Reader, and you will be taken instantly to a video walkthrough, a factory tour, or a deeper explanation with more photographs on our website.

For example, by scanning this  code you will be able to watch a walkthrough of a 2015 2100 with Nightscape interior and lower body paint! These walkthroughs are done with a sales representative, and are extensive--just as if you were there in the RV with us!

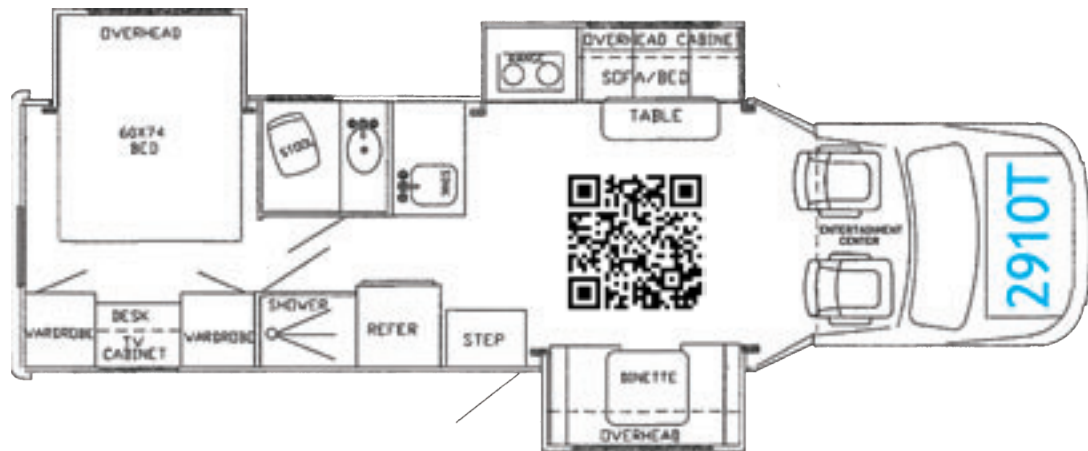
If you do not have a QR Reader on your phone, there are several good free ones availalbe through your phone’s app store.



Walk through a 2015 2552 with Toast interior and lower body paint.



Walk through a 2015 2910D with Desert Sand interior.



Walk through a 2015 2910T with Nightscape interior and full body paint.



Walk through a 2015 3100 with Toast interior and full body paint.





**Did You Know?**

**#1 CHOICE IN DOWNSIZING**

**BUY FACTORY DIRECT AND SAVE**

**FREE FACTORY TOURS DAILY**

**9 FLOORPLANS TO MEET YOUR NEEDS**

**WE TAKE TRADES & OFFER FINANCING**

**WE SELL NEW AND USED RV'S**

**ROBUST OWNERS' FORUM**



## Why Phoenix Cruiser?

In business for over 18 years, Phoenix USA began with a desire to provide you with the most innovative RV possible. We recognize a need for a model that's a little bigger than a traditional Class B -- something that will allow you to enjoy the trip as much as you do the destination. We know having a comfortable drive is important, but so is a dry bath. Being able to fit into a campsite or dry camping site easily is essential to you, but you also like a great bed. So we've created for you nine floorplans for the Phoenix Cruiser, and to this day, we are committed to providing unmatched quality and value to our customers directly from the Elkhart factory.

At Phoenix Cruiser we take a lot of pride in setting a standard of excellence for compact motorhomes. We go the extra mile in providing standard equipment not found on competitive units. We pay attention to the small details as we craft each unit. This creates a superior product and is one reason why we have one of the highest customer satisfaction ratings in the industry.

We know that the memories don't begin once you 'get there'. Memories are built on the way. With the driveability of a van, and all the luxury you desire, the affordability of the Phoenix Cruiser will surprise you. Give yourself the absolute freedom to make each day your own adventure on the road or in the campsite. Astoundingly customizable, available in 4x4, available in gas, available in diesel, able to make your dreams come true.





## Interior Features



- 4 New Color Choices
- Hickory Cabinets with Cherry as an option
- Raised Panel Wood Cabinet Doors and Drawers
- Spacious Wardrobe Closet
- Day Night shades by MCD
- Coordinated Decorative Valance.
- Solid Wood Table Tops
- Solid Wood or Corian, Counter Top Extensions.
- Full Extension drawers with metal guides with ball bearings.
- Oversized Solid Surface Kitchen sink.

- Pull out Kitchen Faucet with sprayer.
- Solid Surface Counter Tops with storage pocket for range and sink covers.
- All Vinyl flooring std. with an option for Laminate wood.
- \*NEW\*** LED LIGHTING on all interior lights.
- Memory Foam Seating cushions and Mattress.
- Adjustable Reading lights over sofa and bed.
- LPG and CO Detector
- Smoke Detector and fire extinguisher.
- 2 Burner recessed range top.
- Porcelain foot flush toilet in most models.
- 12V High Capacity On Demand Water Pump.

## Exterior Features



- 12 Optional Paint Selections
- Body Contoured Entry door with Deadbolt lock
- Stainless Steel Valve Extenders for rear dual tires
- Chrome Front Bumper and Grill
- Spare Tire and wheel
- Integrated Spare Tire Cover with Lock
- Roof Rack and Ladder
- Slide-Out Storage Compartment with 200 lb. capacity. (n/a 2400 & 2100)
- One Piece Fiberglass Roof
- Premium Graphics Package

- Hide-Away Retractable Screen Door
- Weather Shielded Fiberglass Running Boards
- Frameless Automotive style Windows with awning type crank open glass with deep tint.
- \*NEW\*** LED Lights on all exterior lights

## Heating/Appliance



- Large Double Door Refrigerator
- Recessed 2-Burner Range
- 30,000 BTU Furnace
- 6-Gallon Gas Water Heater w/ Electronic Ignition

## Cab Area

- Factory installed A/C
- Factory installed AM/FM/CD Stereo
- Driver and Passenger front Air Bags
- Cruise Control
- Power Windows and Locks
- Tilt Steering Wheel
- Tow - Haul mode
- Power and Heated Side Mirrors
- Pleated Windshield Privacy Wrap
- Hidden Driver and Passenger Running Boards
- Swivel Front Passenger seat 25' and above model
- Chassis battery charger switch
- 2 map lights
- Memory Foam driver and passenger seats
- Aux. input for stereo
- 3 - 12 Volt charger ports
- Privacy curtains
- Glove box and center console storage
- Adjustable seat belts with shoulder strap
- Driver and passenger air bags
- Drink holders

## Electrical & Water

- \*NEW\*** 4 way water distribution panel: City Water, Tank Fill, Winterize, and Normal.
- 2ND Fresh water fill with locking door.
- Water Heater by-pass
- Enclosed Low Point Drain valves for fresh water.
- Outside Shower.
- Electric operated dump valves
- Heated Black and Grey water holding tanks.
- Black and Grey water tank flush system.
- Systems Monitor panel
- 30 Amp 25 ft long Detachable Power Cord
- 1800 Watt Inverter
- Battery Disconnect switch.
- \*NEW\*** All LED Lights interior and exterior.
- 110 Volt outside recepts with GFI.
- 2- 6 Volt, Deep Cycle house batteries with slide out tray.
- Cable TV Hook up
- Prep for Generator
- Prep For Roof A/C
- 3 Locations for fresh water pump switch.
- Electrical Dump Valves
- Sanicon Macerator system for black and grey water disposal, with a regular 3 inch gravity disposal as an auxiliary back-up.



***What's so great about a Sani-Con anyway?***

## Construction

Aerodynamic Body Styling with curved sidewalls and roof.

Vacu-Bond Laminated, Sidewalls, Roof, and Floor.

Smooth Gel-Coat Fiberglass exterior.

Fiberglass One Piece Roof.

Molded Gel-Coated Fiberglass front cap.

Molded Gel-Coated Fiberglass rear cap with integrated spare tire carrier.

2 ¼" thick floor with Tubular Steel framework.

5/8th inch exterior grade plywood on floor

Heavy Duty corrugated plastic is laminated on the underside of the floor.

Block Foam insulation is laminated inside the walls, roof, and floor.

1 ½" thick Sidewalls and rear wall with Aluminum Cage.

All windows and other openings in the sidewalls are framed with tubular aluminum.

All roof vents and skylights are framed with tubular aluminum.

Custom wiring done by hand. Using continuous one piece wires to prevent problems that may be caused by wire harnesses.

Rubber pucks (like used on motor mounts) are placed between the truck frame and the floor, to give you a smoother ride and reduced road noise.

Diamond Shield installed on critical areas on painted surfaces.



***watch days 1-6 construction video!***



***walk through a 4x4 Phoenix Cruiserv***



***winterizing a Phoenix Cruiser***

## Popular Options

Premium Convenience Package:

Onan Generator	Outside Shower/Faucet
Roof Air with Heat Strip	TV Antenna & Booster
Class 3 Hitch	Fantastic Roof Vent
Convection Microwave Oven	Gold Carbon Fiber Dash & Drink Tray
32" Samsung LED TV	Electric Step
Gas 110V DSI Water Heater	Heated Remote Mirrors

4KW Onan Generator

Cherry Cabinetry

32" Samsung LED TV (Front) (Ford)

26" Samsung LED TV (Front) (Sprinter)

19" LED TV With Blue Ray DVD (Bedroom)

Mirror w/ Compass & Outside Temp

Double Sofa Floorplan

Leveling Jacks

Back-Up Monitor

Insulated Glass

6-Way Power Seats

Fantastic Vent

Slide-Out w/ Electric Sofa

Surround Sound w/ Blu-Ray Samsung Smart DVD Player -- watch Netflix, Hulu, connect via USB, and more

Leather Seating

Electric Awning

Lower or Full Body Paint w/ Diamond Shield Protection

Passenger Swivel Seat (Standard on 25', 27', and 29' Models)

Wood Floor

4x4

Many Other Options Available!



The Phoenix  
Cruiser is highly  
customizable!

Call to ask about  
building your  
dream unit today!



# SPECS FOR 2015 PHOENIX CRUISER

	2100	2350		2400	
		Ford	Sprinter	Ford	Sprinter
Chassis	E-350	E-350	3500	E-350	3500
Engine	6.8, V-10	6.8, V-10	3.0 V6 Turbo Diesel	6.8, V-10	3.0 V6 Turbo Diesel
Axle Ratio	4.10	4.10	3.92	4.10	3.92
Wheel Base	138”	158	170”	164”	170”
5-Speed Automatic	Yes	Yes	Yes	Yes	Yes
GVWR (lbs)	12,500	12,500	11,030	12,500	11,030
GAWR Front (lbs)	5,000	5,000	4,410	5,000	4,410
GAWR Rear (lbs)	8,500	8,500	7,720	8,500	7,720
GCWR (lbs)	18,500	18,500	15,250	18,500	15,250
Dual Wheels	Yes	Yes	Yes	Yes	Yes
Tires	LT225/75R16	LT225/75R16	LT225/75R16	LT225/75R16	LT225/75R16
4-Wheel ABS Disk Brakes	Yes	Yes	Yes	Yes	Yes
Ext Length w/o Ladder	21’7”	23’11”	24’6”	24’1”	24’6”
Ext Height with A/C	9’10”	9’10”	10’1”	9’10”	10’1”
Exterior Width	93”	93”	93”	93”	93”
Interior Height	6’4”	6’4”	6’4”	6’4”	6’4”
Fuel Capacity (gal)	40	55	26.4	55	26.4
Fresh Water Capacity	31	38	38	31	38
Waste Water Capacity	23	35	35	23	35
Gray Water Capacity	35	23	23	35	23
L.P. Gas Tank (lbs)	42	42	42	42	42
Chassis Warranty	36,000 mi/3yr	36,000 mi/3yr	36,000 mi/3yr	36,000 mi/3yr	36,000 mi/3yr
Powertrain Warranty	60,000 mi/5yr	60,000 mi/5yr	100,000mi/5yr	60,000 mi/5yr	100,000mi/5yr

# SPECS FOR 2015 PHOENIX CRUISER

2351	2551	2552	2910D	2910T	3100
E-350	E-450	E-450	E-450	E-450	E-450
6.8, V-10	6.8, V-10	6.8, V-10	6.8, V-10	6.8, V-10	6.8, V-10
4.10	4.56	4.56	4.56	4.56	4.56
170”	194”	206”	218”	218”	218”
Yes	Yes	Yes	Yes	Yes	Yes
12,500	14,500	14,500	14,500	14,500	14,500
5,000	5,000	5,000	5,000	5,000	5,000
8,500	9,600	9,600	9,600	9,600	9,600
18,500	22,000	22,000	22,000	22,000	22,000
Yes	Yes	Yes	Yes	Yes	Yes
LT225/75R16	LT225/75R16	LT225/75R16	LT225/75R16	LT225/75R16	LT225/75R16
Yes	Yes	Yes	Yes	Yes	Yes
24’11”	26’10”	27’10”	30’10”	30’10”	30’10”
9’10”	10’1”	10’1”	10’1”	10’1”	10’1”
93”	93”	93”	93”	93”	93”
6’4”	6’4”	6’4”	6’4”	6’4”	6’4”
55	55	55	55	55	55
38	45	45	46	46	46
35	35	35	23	23	23
23	23	23	35	35	50
42	42	42	42	42	42
36,000 mi/3yr	36,000 mi/3yr	36,000 mi/3yr	36,000 mi/3yr	36,000 mi/3yr	36,000 mi/3yr
60,000 mi/5yr	60,000 mi/5yr	60,000 mi/5yr	60,000 mi/5yr	60,000 mi/5yr	60,000 mi/5yr

Due to Phoenix USA’s continuing product improvement program, all specifications are subject to change without notice or obligation.







Adventure Anywhere



Every Model Has a Dry Bath!



3100 with Cherry, Desert Sand Ultra leather



2551 Nightscape with Hickory



2351 Hickory, Nightscape with cloth Dinette



watch a demo of our electric sofa bed

Power Sofa with Memory Foam





## **Visit Us:**

**On the web: [PhoenixCruiser.com](http://PhoenixCruiser.com)**

**On Facebook: [facebook.com/ PhoenixCruiserRV](https://facebook.com/PhoenixCruiserRV)**

**On our users' forum: [PhoenixUSArv.com/community](http://PhoenixUSArv.com/community)**

**Watch all of our videos on our YouTube channel:**



**Contact us:**

**Sales: 877-754-8535**

**Parts & Service: 574-266-2020**

**E-mail: [earl@phoenixcruiser.com](mailto:earl@phoenixcruiser.com)**

**Address: 2601 Marina Drive Elkhart, IN 46514**