

GEMINI[®]

RUV BY THOR MOTOR COACH

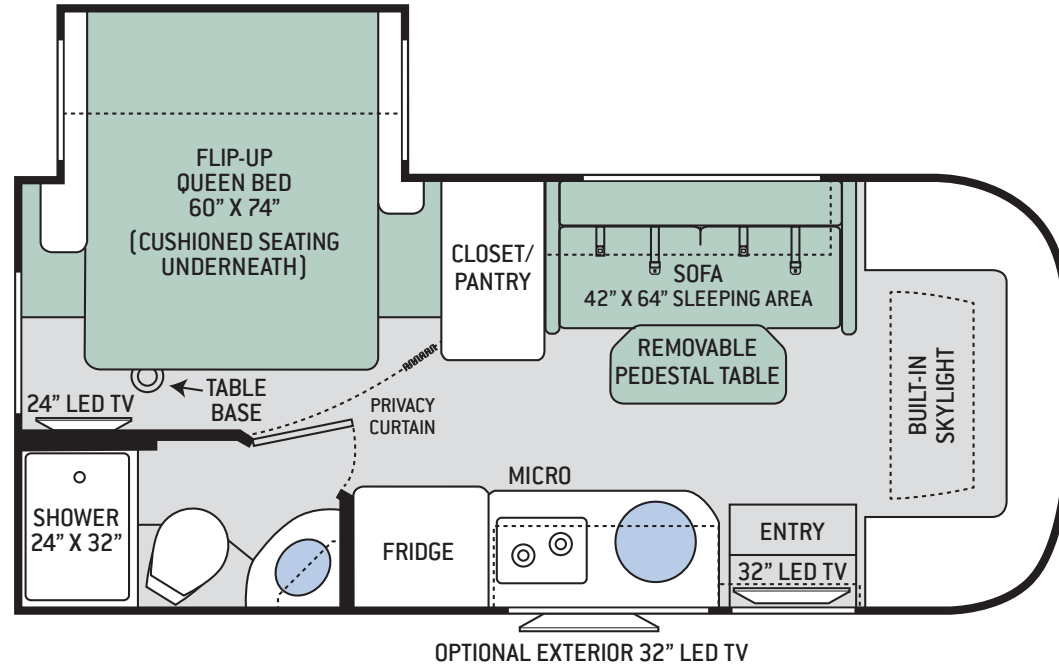


Made to fit.

Floor Plans

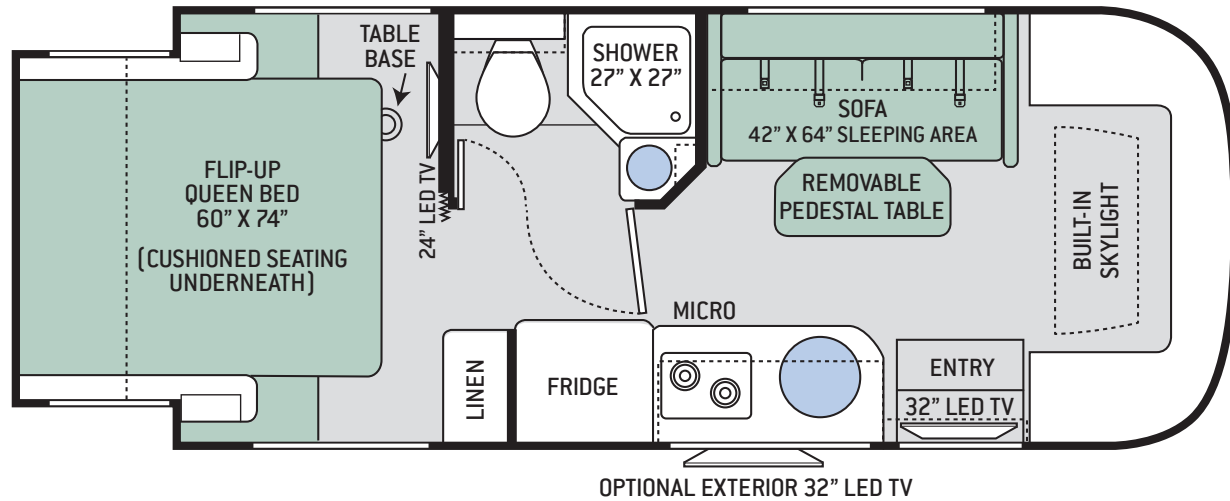
23TB

Chassis	Ford Transit
Gross Vehicle (GVWR)	10,360
Gross Combined (GCWR)	13,500
Wheel Base	156"
Exterior Length (w/o ladder)	23'-6"
Exterior Height (w/ AC)	10'-5"
Exterior Width (w/o mirrors)	90"
Interior Height (living area)	80"
Awning Size	14'
Fuel (gal)	25
LPG (lbs)	68
Fresh/Waste/Gray Water (gal)	31 / 19.5 / 37
Water Heater (gal)	Instant Tankless
Furnace (BTUs)	19,000
Exterior Storage Capacity (cu. ft.)	16.2



23TR

Chassis	Ford Transit
Gross Vehicle (GVWR)	10,360
Gross Combined (GCWR)	13,500
Wheel Base	156"
Exterior Length (w/o ladder)	23'-6"
Exterior Height (w/ AC)	10'-5"
Exterior Width (w/o mirrors)	90"
Interior Height (living area)	80"
Awning Size	14'
Fuel (gal)	25
LPG (lbs)	68
Fresh/Waste/Gray Water (gal)	31 / 28.5 / 19.5 & 18
Water Heater (gal)	Instant Tankless
Furnace (BTUs)	19,000
Exterior Storage Capacity (cu. ft.)	25.3



Interior Decor



CITRUS SPLASH



COOL JAZZ



BEECHWOOD CABINETRY



GLAZED PECAN CABINETRY

Exterior Graphics



JET STREAM PARTIAL-PAINT




WAVE RUNNER PARTIAL-PAINT



Features

CONSTRUCTION & EXTERIOR

- Ford® Transit Chassis with 3.2L I-5 Power Stroke® Turbo Diesel, 185HP & 350 lb.-ft. Torque
- 6-Speed SelectShift® Automatic Transmission
- Welded Tubular Steel Floor System
- Welded Tubular Aluminum Roof & Sidewall Cage Construction
- Vacu-Bond Laminated Roof, Walls & Floor with Block Foam Insulation
- Premium One-Piece TPO Roof 
- Crown Roof
- One-Piece Fiberglass Front Cap with Integrated Wing Walls
- Fiberglass Upper & Lower Rear Caps
- Built-In Skylight with Electric Shade
- Partial-Paint on HD-MAX® Exterior with Graphics Package
- Rotocast Storage Compartments
- Flush Mount Compartment Doors
- Power Patio Awning with Integrated LED Lighting
- Slideout Room Awning
- Entry Door with Deadbolt Lock
- Exterior Acrylic Entry Grab Handle
- Patio Light
- Roof Ladder (23TB)
- Outside Shower
- Frameless Windows
- 5,000-lb. Trailer Hitch

AUTOMOTIVE & COCKPIT

- AM/FM Dash Radio with CD Player
- Rear View Mirror w/Back-Up Monitor
- Deluxe Heated/Remote Exterior Mirrors
- Swivel Passenger Captain's Chair
- Cruise Control
- Tilt Steering Wheel
- Map Light



IMPORTANT—PLEASE READ: This brochure reflects product design, fabrication, material, components and specifications at the date of printing, which date is disclosed below. **Please visit us online at ThorMotorCoach.com or consult with your selling dealership for the latest in standards, options, specification and technical information.** Photographs in the brochure may depict optional equipment or may only be available in certain floor plans. Components, appliances and the chassis may have been manufactured in a calendar year before the vehicle's designated model year. All capacities are approximate. The actual length of the vehicle may differ from that indicated in the brochure due to variances in the manufacturing processes and/or installed components. All dry weights are based on standard model features and do not include optional features or equipment. Component part and appliance manufacturers issue limited warranties covering portions of the vehicle not covered under the limited warranty we issue. Copyright Thor Motor Coach, Inc. © MY 04/15/16

- Sun Visors
- Windshield Privacy Curtain
- Power Windows and Door Locks
- Keyless Entry System
- Stainless Steel Wheel Liners

INTERIOR

- Rubber Tread Entry Steps with Lighted Step Well
- Metal Entry Grab Handle
- Residential Vinyl Flooring Throughout
- 80" Interior Ceiling Height
- Hard Vinyl Ceiling
- LED Lighting
- Ducted Air Conditioning System
- Leatherette Jack-Knife Sofa & Removable Pedestal Table
- Pressed Laminate Countertops
- Euro-Style Cabinet Doors w/Soft Close Hidden Hinges & Nickel Finish Hardware
- Full Extension Metal Ball-Bearing Drawer Guides
- Window Privacy Roller Shades

KITCHEN

- 5.5 cu. ft. 3-Way (LP/120-volt /12-volt) Refrigerator with Stainless Steel Door Inserts
- European 2-Burner Gas Cooktop with Glass Cover
- Protective Cover & Task Lighting Underneath Cabinets
- Convection Microwave Oven Below Cooktop
- Large Stainless Steel Single Bowl Sink w/Cover
- Single Handle Kitchen Faucet w/Pull-Down Sprayer
- Waste Basket

KITCHEN OPTION

- 12-volt Attic Fan with Cover

BEDROOM & BATHROOM

- Flip-Up Queen Size Bed with Reversible Mattress & Cushioned Seating Underneath
- Pedestal Table Base in Bedroom

- Designer Headboard, Bedspread & Pillow Shams
- Pleated Privacy Door in Bedroom (23TR)
- Privacy Curtain in Bedroom (23TB)
- Shower with Deluxe Curtain & Curved Rod
- Foot Flush Toilet
- Stainless Steel Bathroom Sink
- Power Vent in Bathroom

BEDROOM & BATHROOM OPTION

- 12-volt Attic Fan with Cover in Bedroom (23TB)

ENTERTAINMENT

- 32" LED TV in Living Area
- 24" LED TV in Bedroom
- Cable TV Ready
- Digital TV Antenna
- Bluetooth® Coach Radio System w/DVD Player, HDMI Ready, App Control & Exterior Speakers
- Power Charging Center for Electronics

ENTERTAINMENT OPTION

- Exterior 32" LED TV on Manual Swivel

ELECTRICAL & PLUMBING

- Onan® RV QG 3600 LP Generator
- 30-amp Shoreline Power Cord
- Automatic Shoreline-to-Generator Transfer Switch
- Battery Disconnect Switch
- Emergency Start Switch
- 13,500 BTU Low-Profile Air Conditioner
- Instant Tankless Water Heater
- Systems Control Center

ELECTRICAL & PLUMBING OPTIONS

- 13,500 BTU Low-Profile Air Conditioner with Heat Pump IPO Standard Air Conditioner
- Second Auxiliary House Battery
- Holding Tanks with Heat Pads

YOUR LOCAL THOR MOTOR COACH DEALER



Made to fit.

thormotorcoach.com/gemini



P.O. Box 1486, Elkhart, IN 46515 Sales Department: 800.860.5658 Customer Service: 877.855.2867