

# CLIPPER

CAMPING TRAILERS



**Coachmen**

Leader to the Great Outdoors.



*Leader to the Great Outdoors*



# CLIPPER TEARDROPS

Clipper tent-style, pop-up hybrids feel much bigger inside, with a rear entry for easy access and unlike traditional teardrop models, you can stand upright and walk around in the living space. Unlatch, and the struts automatically lift the roof into position. These lightweight models are easy to tow by most cars, crossovers, and small SUVs and can be stored in a garage.

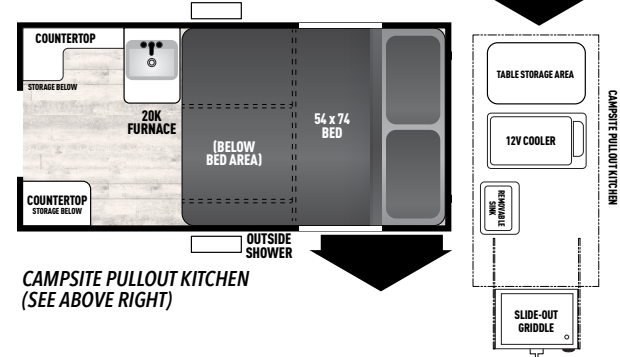
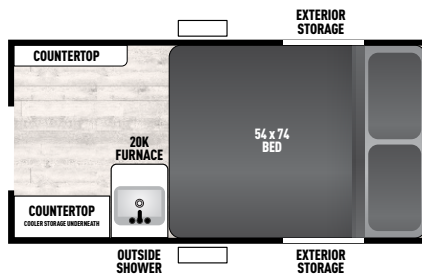
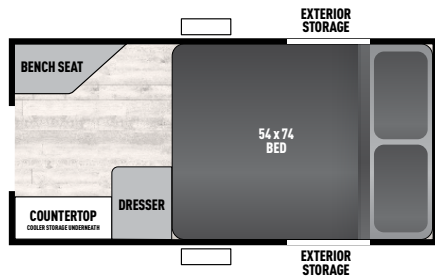
**ESCAPE 9.0 TD**  
UNDER 1,450 LBS./GARAGE-ABLE



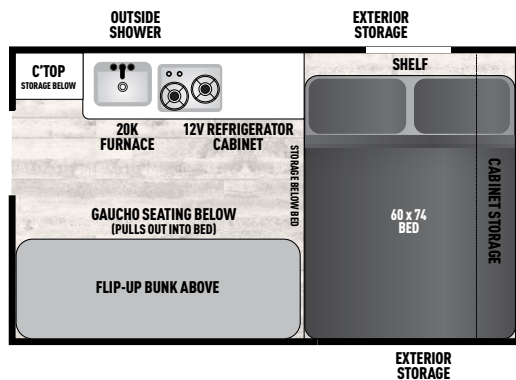
**EXPRESS 9.0 TD**  
UNDER 1,580 LBS./GARAGE-ABLE/SIDE MOUNT A/C



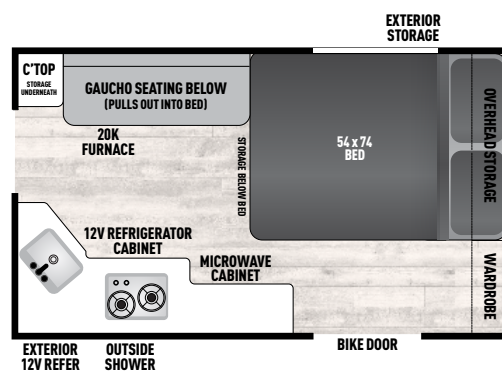
**EXPLORE 9.0 TD**  
UNDER 1,720 LBS./GARAGE-ABLE/SIDE MOUNT A/C



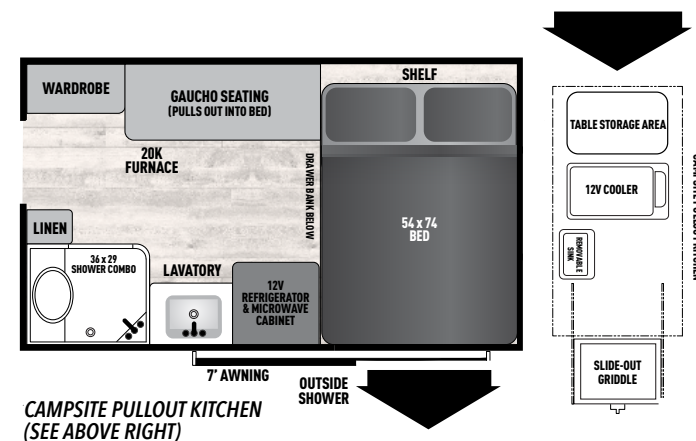
**12.0 TD XL**  
UNDER 2,300 LBS./FLIP UP BUNK



**12.0 TD MAX**  
UNDER 2,400 LBS./EXTERIOR ENTRY DOOR



**12.0 TD PRO**  
UNDER 2,500 LBS./PULL OUT KITCHEN





# CLIPPER TEARDROPS - EXCLUSIVE FEATURES



A teardrop trailer you can stand up in! 6'-4" interior height.

## FOUR LAYER INSULATED ROOF

### BRACED FOR AIR CONDITIONING

1. ONE-PIECE SEAMLESS FIBERGLASS SKIN
2. LAUAN PLYWOOD UNDERLAYMENT  
*No one else includes the extra wood layer between the top skin and internal foam that provides stiffness and reduces the probability of damage due to hail, road debris, etc.*
3. FOAM INSULATED ROOF STRUCTURE
4. VINYL COATED CEILING  
*Easy to clean and minimizes interior condensation. Roof vent is placed off to the side so the A/C can be center-mounted without having to remove the vent. This design allows you to have both the vent and A/C.*



Charging station

Automatic electric lift actuators make set up quick and easy. Just push the power roof lift button!



The four heavy duty scissor-style stabilizing jacks extend and retract easily using your cordless drill and the provided drill bit



Includes 15" off road tires and spare. Flipped axle for off road trailer clearance. Easier to get to that off road campsite!





200 Watt Solar Panel w/30 amp Digital Solar Controller. Standard on all Teardrops except n/a on 9.0 Escape model.



Roof Rack for adventure gear

Automotive-grade exterior metal



Optional exterior griddle with Quick Connect hose

Diamond Shield Stone Guard

Heavy-duty tongue jack

Strong tubular steel frame can take the toughest of trails



Exterior leash clip



### BATH PACKAGE

- Modular Cassette Potti/Shower combo
- 12.0 Pro model only

### ONE-PIECE 5/8" FLOOR STRUCTURE

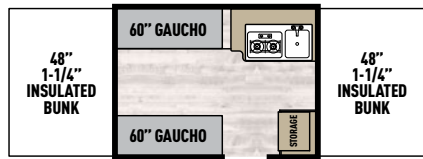
Viking's one-piece, 5/8" floor structure is stronger than the industry's standard 1/2". Automotive undercoating protects from the elements. Congoleum residential grade Diamondflor with 100% adhesion adds beauty and durability indoors.



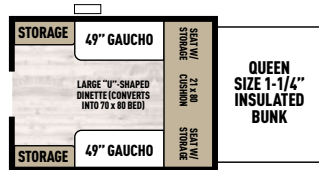
# CLIPPER CAMPING TRAILERS

Value-added, Clipper Ultra Light Camping Trailers are easy to tow and maneuver at 1,500 - 2,500 lbs. These technologically advanced camping trailers are an easy way to experience the RV lifestyle. With exclusive cable supported structured platform bed systems, we eliminated the need for bed support poles. Our dual drive winch system makes setting up quick and easy.

## CLIPPER LS



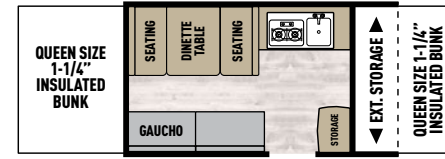
806LS *OPPOSING GAUCHOS*



860LS

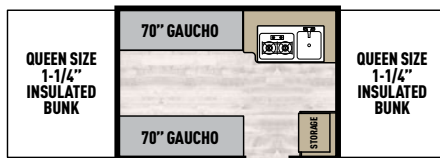
**OFF ROAD PACKAGE**  
*OPTIONAL*

## CLIPPER EPIC



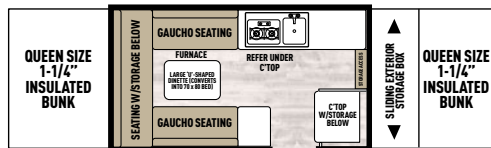
108ST

*OPTIONAL CASSETTE POTTI*



107LS *VERSATILE SEATING & SLEEPING*

**OFF ROAD PACKAGE**  
*OPTIONAL*



128LS *NEW STORAGE SHROUD & LID*

**OFF ROAD PACKAGE**  
*OPTIONAL*

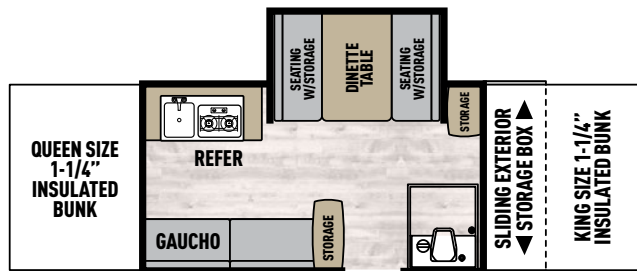


*OPTIONAL BATH PACKAGE*



128LS

**CLIPPER LEGEND**



**1285SST**

**SPACIOUS SLIDE OUT WITH STANDARD BATH PACKAGE**



*Clippers Super Sliding Storage box enables full, easy accessibility even when the camper is set up (2485SST)*

*The E-Z one hand swing level galley (2485SST)*



**Bath Package - Modular Cassette Potti/ Shower Combo**



107LS



108ST



*Classic 1285SST - This spacious floor plan includes a slide out dinette.*



# EXCLUSIVE FEATURES

## FOUR LAYER INSULATED ROOF

### BRACED FOR AIR CONDITIONING

1. ONE-PIECE SEAMLESS FIBERGLASS SKIN
2. LAUAN PLYWOOD UNDERLAYMENT  
*No one else includes the extra wood layer between the top skin and internal foam that provides stiffness and reduces the probability of damage due to hail, road debris, etc.*
3. FOAM INSULATED ROOF STRUCTURE
4. VINYL COATED CEILING  
*Easy to clean and minimizes interior condensation. Roof vent is placed off to the side so the A/C can be center-mounted without having to remove the vent. This design allows you to have both the vent and A/C.*



Optional exterior griddle with Quick Connect hose



The E-Z Swing Stepper Door with hydraulic assist, operates in seconds and provides the largest, most stable step platform in the industry



## INSULATED BUNKENDS

- Two times thicker than others
- Solid wood, steel reinforced frame, with 1" thick high density foam, and laminated wood panels top and bottom
- More stable bed end vs. chipboard or spliced plywood
- Insulation improves comfort and warmth



The four heavy duty scissor-style stabilizing jacks extend and retract easily using your cordless drill and the provided drill bit

Clipper's one piece entry door has an extra large adjustable privacy panel to let in fresh air and sunlight



Automotive-grade metal skin



Lounge/gauche bed with reversible gauch cushion




Charging station






Power roof vent  
moves air  
like no other  
(N/A LS models)



### EXCLUSIVE "GLIDE-N-LOCK" CABLE

*This exclusive cable supported bed system eliminates the need for support poles under the beds. Simply pull out the bed, click and it's locked into place. under 30 seconds. A manual crank is also provided.*



*Clipper's exclusive J-Track door latch maximizes stability by eliminating the flimsy nylon turn buttons traditionally used in securing the door to the roof*



### DUAL DRIVE WINCH

*The easy-to-use dual drive winch and drill bit, with your cordless drill, raises or lowers the roof in under 30 seconds. A manual crank is also provided.*



*The Goshen Stamping double-wide lifter system offers strength, stability and increased wind resistance  
(Limited lifetime warranty)*

*Fully accessible super sliding storage compartment  
(1285SST)*




LED bunk end fan lights



Exterior leash clip



Bed step



*X-Cable technology adds additional stability to the roof and prevents over cranking of the roof*

### WIDE TRAC SUSPENSION

**BETTER SAFETY AND STABILITY ON THE ROAD**

- Widest stance of any folding camper
- Improves towing safety and stability
- Stronger axle beams than most competitors
- Steel frame with E-coat protection

# SPECIFICATIONS

CLIPPER	LS	SPORT	CLASSIC
<b>EXTERIOR</b>			
E-Coated Tubular Steel Frame	•	•	•
Dual Drive Winch	•	•	•
Heavy Duty Tongue Jack	•	•	•
Wide Trac Ultra Lube Spring Axle	•	•	•
Electric Brakes	•	•	•
Radial Tires	•	•	•
(4) Heavy Duty Scissor Style Jacks	•	•	•
Goshen Lift System	•	•	•
4-Layer Laminated Seamless Roof	•	•	•
Laminated Insulated Bed Platforms	•	•	•
Automotive Grade Metal	•	•	•
LED Exterior Lights	•	•	•
Diamond Plate Front & Rear Walls	•	•	•
E-Z Swing Stepper Door (N/A 860LS)		•	•
One-Piece Screen Door	•	•	•
Prebraced for A/C	•	•	•
Exterior Wall Mount w/LP Quick Connect	•	•	•
VRX Sectionalized Tent	•	•	•
Non-Heated 4" Mats	•		
Blue LED Patio Lights	•	•	•
Super Sliding Storage			•
New Style Storage Lid & Shroud	•	•	•

INTERIOR	LS	SPORT	CLASSIC
LED Int. Courtesy Lights (Floor)	•	•	•
Residential Laminated Countertops	•	•	•
Ultra Comfort 4" Heated Mattress		•	•
Ultra Comfort 4" High Density Cushion	•	•	•
Privacy Drapes		•	•
Glide-N-Lock Cable Supported Beds	•	•	•
E-Z Swing Galley w/Drawer			•
Deep Bowl Acrylic Sink	•	•	•
2-Burner High Output Range	•	•	•
Bathroom Package (Opt. 128LS)			•
12V On-Demand Water Pump	•	•	•
Modular Cassette Potti (Opt. 108ST)			•
Outside Shower		•	•
20,000 BTU Furnace	•	•	•
120 Watt/12V Refrigerator/Freezer Cooler	•		
12V LED Interior Lights	•	•	•
LED Bunk Fan Lights	•	•	•

CLIPPER
<b>POPULAR OPTIONS</b>
13,500 BTU Air Conditioner
LP Gas Griddle w/Bracket

POWER PACKAGE	ALL MODELS
12 Volt Outlet, USB Charging Port, Power Converter, Interior & Exterior 110 Volt Power Outlets, 12 Volt Power Fan, 7 Way Hook Ups	

ESSENTIALS PACKAGE	LS
12VDC/110VAC Portable Fridge/Freezer, 20K BTU Furnace, Frame Mounted Stabilizer Jacks, Awning, Spare Tire & Carrier, Outside LP Quick Connect, 20# LP Tank	

ESSENTIALS PACKAGE	SPORT, CLASSIC
12V 1.7 cu. ft. Refer, 20K BTU Furnace, Frame Mounted Stabilizer Jacks, Awning, Spare Tire & Carrier, Outside LP Quick Connect, 20# LP Tank	

ESSENTIALS PACKAGE	860LS
Frame Mounted Stabilizer Jacks, Spare Tire & Carrier, Large U-Shaped Goucho/Dinette w/Storage, Removable Table w/Folding Legs	

CLIPPER	LS MODEL				SPORT	CLASSIC
DIMENSIONS	806XLS	107LS	128LS	860LS	108ST	1285SST
Interior Box Size	8'-6"	10'	12'	8'-6"	10'	12'
Travel Length	12'-11"	13'-2"	17'-9"	12'-2"	16'-10"	19'
Travel Height	56"	58"	58"	56"	58"	55"
Exterior Open Length	17'-11"	20'-5"	23'-5"	13'-6"	20'-9"	23'-5"
Interior Open Height	6'-10"	6'-10"	6'-10"	6'-10"	6'-10"	6'-10"
Sleeping Capacity	6	7	8	4	7	6
Front Sleeping Area	48" x 80"	58" x 80"	70" x 80"	58" x 80"	58" x 80"	70" x 80"
Rear Sleeping Area	48" x 80"	54" x 80"	58" x 80"	N/A	58" x 80"	58" x 80"
Dinette Area	N/A	N/A	N/A	N/A	38" x 70"	41" x 74"
"U" Dinette	N/A	N/A	80" x 70"	38" x 102"	N/A	N/A
Lounge Area	(2) 60"	(2) 70"	(2) 70"	N/A	24" x 70"	24" x 70"
Sofa Bed	N/A	N/A	N/A	N/A	34" x 76"	N/A
Radial Tire Size	ST145R12	ST185/80R13	ST185/80R13	ST145R12	ST185/80R13	ST185/80R13
Tire Load Range	E	D	D	E	D	D
Hitch Weight (lbs.)	167	208	223	203	187	296
Axle Weight (lbs.)	1,338	1,576	1,962	1,355	1,667	2,403
UVW (lbs.)	1,642	1,801	2,204	1,577	1,863	2,840
Cargo Capacity (lbs.)	1,255	1,137	1,019	1,65	824	456
GVWR (lbs.)	2,897	2,938	3,223	2,942	2,687	3,296
Coupler Size	2"	2"	2"	2"	2"	2"
Fresh Water Tanks (Gal.)	16	23	23	16	23	23

\*Weights shown are approximate. †Estimated average based on standard build optional equipment. All weights shown are in pounds. See back page for chart definitions.

• = Standard Features

**OFF ROAD PACKAGE**  
**OPTIONAL**

**AVAILABLE ON:**

- 107 LS • 128 LS • 860LS

**PACKAGE INCLUDES:**

- 15" OFF-ROAD TIRES & SPARE
- LENGTH STABILIZING EXTENDED JACKS
- OFF-ROAD LIFTED AXLE
- GRAB HANDLE
- DOUBLE STEP



CLIPPER	9.0 TD			12.0 TD		
	ESCAPE	EXPRESS	EXPLORE	DELUXE	MAX	PRO
<b>EXTERIOR</b>						
E-Coated Tubular Steel Frame	•	•	•	•	•	•
Tire Sizes (Radius)	15"	15"	15"	15"	15"	15"
Heavy-Duty Tongue Jack	•	•	•	•	•	•
Wide Trac Ultra Lube Spring Axle	•	•	•	•	•	•
Electric Brakes	•	•	•	•	•	•
Spare Tire & Carrier	•	•	•	•	•	•
Steel Rims	•	•	•	•	•	•
(4) Heavy Duty Scissor Style Jacks	•	•	•	•	•	•
Laminated Fiberglass Roof	•	•	•	•	•	•
Automotive Grade Metal	•	•	•	•	•	•
LED Exterior Lights	•	•	•	•	•	•
One-Piece Screen Door	•	•	•	•	•	•
Aqua-Shield Tenting Material	•	•	•	•	•	•
Exterior Wall Mount LP Griddle	OPT	OPT	OPT	OPT	OPT	OPT
Flex Rod Tech Add-A-Room	OPT	OPT	OPT	OPT	OPT	OPT
Patio Light	•	•	•	•	•	•

INTERIOR						
LED Interior Courtesy Lights (Floor)		•	•	•	•	•
100% Adhesion Residential Grade Linoleum	•	•	•	•	•	•
Residential Laminated Countertops	•	•	•	•	•	•
Ultra Comfort 4" High Density Cushions				•	•	•
Deep Bowl Acrylic Sink		•	•	•	•	•
2-Burner High Output Range				•	•	•
12V On Demand Water Pump		•	•	•	•	•
12V LED Interior Lights	•	•	•	•	•	•
5,000 BTU Air Conditioner	STANDARD	STANDARD	STANDARD	N/A	OPT	OPT
13,500 BTU Air Conditioner	N/A	N/A	N/A	OPT	OPT	OPT

\*Weights shown are approximate. †Estimated average based on standard build optional equipment. All weights shown are in pounds. See back page for chart definitions.

• = Standard Features



**PACKAGE INCLUDES:**

- 15" OFF-ROAD TIRES & SPARE
- FLIPPED AXLE

CLIPPER	9.0 TD			12.0 TD		
	ESCAPE	EXPRESS	EXPLORE	XL	MAX	PRO
<b>DIMENSIONS</b>						
Interior Box Size	10'-2"	10'-2"	10'-2"	12'	12'	12'
Travel Length	14'-2"	14'-2"	14'-2"	17'-5"	17'-5"	17'-5"
Travel Width	6'-10"	6'-10"	6'-10"	7'-1"	7'-1"	7'-1"
Travel Height	6'-5"	6'-5"	6'-5"	7'-5"	7'-5"	7'-5"
Exterior Open Length	13'	13'	13'	13'-11"	13'-11"	13'-11"
Interior Open Height	6'-4"	6'-4"	6'-4"	6'-4"	6'-4"	6'-4"
Sleeping Capacity	2	2	2	3	3	3
Front Sleeping Area	54" x 72"	54" x 72"	54" x 72"	60" x 74"	54" x 74"	54" x 74"
Gaucha	N/A	N/A	N/A	74"	64"	64"
Radial Tire Size	ST235/75R15	ST235/75R15	ST235/75R15	ST235/75R15	ST235/75R15	ST235/75R15
Tire Load Range	D	D	D	D	D	D
Hitch Weight (lbs.)	150	172	245	220	220	340
Axle Weight (lbs.)	2,000	2,000	2,000	3,500	3,500	3,500
UWW (lbs.)	1,459	1,587	1,724	2,147	2,164	2,493
Cargo Capacity (lbs.)	691	585	521	1,573	1,556	1,347
GVWR (lbs.)	2,150	2,172	2,245	3,720	3,720	3,840
Coupler Size	2"	2"	2"	2-5/16"	2-5/16"	2-5/16"
Water Tank Size (Gal.)	N/A	16	16	27	27	27

9.0 ESCAPE PACKAGES	9.0 EXPLORE PACKAGES	12.0 MAX, XL, PRO PACKAGES
<p><b>9.0 ESCAPE PACKAGE</b> Interspring Mattress, LED Interior Lights, Roof Rack, Tinted Windows, Exterior Storage, Spare Tire &amp; Carrier, Frame Mounted Stabilizer Jacks</p>	<p><b>9.0 EXPLORE PACKAGE</b> Interspring Mattress, LED Interior Lights, Roof Rack, Tinted Windows, Exterior Storage, Spare Tire &amp; Carrier, Frame Mounted Stabilizer Jacks, 20# LP Tank, Outside LP Quick Connect, 12VDC/110VAC Portable Refer/Freezer, 6 Gal. Water Heater, 20K BTU Furnace, Sink &amp; Faucet, Water Pump, Water Tank, Exterior Hot &amp; Cold Shower, A/C, Campside Pull-out Kitchen w/Griddle</p>	<p><b>12.0 ESSENTIALS PACKAGE</b> Interspring Mattress, LED Interior Lights, Roof Rack, Tinted Windows, Exterior Storage, Spare Tire &amp; Carrier, Frame Mounted Stabilizer Jacks, 20# LP Tank, Outside LP Quick Connect, 12 V 1.7 cu. ft. Refer, 6 Gal. Water Heater, 20K BTU Furnace, Sink &amp; Faucet, Water Pump, Water Tank, Exterior Hot &amp; Cold Shower, Microwave (n/a in XL), Campside Pull out Kitchen w/Griddle &amp; 12VDC/110VAC Portable Refer/Freezer (Pro Only), Bunk Beds (XL only)</p>
<p><b>9.0 ESCAPE POWER PACKAGE</b> 12 Volt Outlet, USB Charging Port, Interior &amp; Exterior 110 V Outlets, 12 Volt Power Fan, 7-Way Hookups, Solar Prep</p>	<p><b>9.0 EXPLORE POWER PACKAGE</b> 12 Volt Outlet, USB Charging Port, Interior &amp; Exterior 110 V Outlets, 12 Volt Power Fan, 7-Way Hookups, Solar Prep</p>	<p><b>12.0 POWER PACKAGE</b> 12 Volt Outlet, USB Charging Port, Interior &amp; Exterior 110 V Outlets, 12 Volt Power Fan, 7-Way Hookups, Electronic Roof Actuators</p>
N/A	<p><b>OFF THE GRID SOLAR PACKAGE</b> 200-Watt Solar Panel w/30 Amp Digital Solar Controller</p>	<p><b>OFF THE GRID SOLAR PACKAGE</b> 200-Watt Solar Panel w/30 Amp Digital Solar Controller</p>

OFF THE GRID SOLAR PACKAGES ARE STANDARD ON ALL TD'S EXCEPT 9.0 ESCAPE



**24/7 EMERGENCY  
ROADSIDE ASSISTANCE  
WITH VEHICLE PURCHASE\***

TOWING  
JUMP-STARTS  
TIRE CHANGES  
FLUID DELIVERY  
LOCKOUT  
SERVICE

WINCH-OUT  
MOBILE MECHANIC  
TECHNICAL  
SUPPORT  
DEALER LOCATOR  
SERVICES



\*VALID FOR 1 YEAR FROM DATE OF PURCHASE

**LIMITED WARRANTY**

- |                          |                 |
|--------------------------|-----------------|
| • Lift System            | <b>LIFETIME</b> |
| • Dexter® Torflex® Axle  | <b>10 YEARS</b> |
| • Dexter® E-Z Lube® Axle | <b>5 YEARS</b>  |
| • VRX Vinyl Tent         | <b>5 YEARS</b>  |
| • Roll-out System        | <b>5 YEARS</b>  |
| • Roof Assembly          | <b>5 YEARS</b>  |

Please refer to [www.vikingrv.com](http://www.vikingrv.com) for complete warranty information.



Dexter® E-Z Lube® Axles

**PRE-DELIVERY INSPECTION FACILITY**

20,000 square feet of quality assurance. The bare essentials for a premium product. This state-of-the-art facility gives immediate daily feedback to production for quality assurance in every unit built.



**CLIPPER RV**  

580 West Burr Oak Street • P.O. Box 549 • Centreville, MI 49032 • 269-467-6321  
To learn more about Coachmen RV and our products, visit [www.coachmenrv.com](http://www.coachmenrv.com).

**Interactive Mobile Manuals**

Download our Forest River mobile app or visit our dynamic online manual to enhance your ownership experience. These interactive options provide incredible ease and insight into use, maintenance and enjoyment of your Forest River product. Ranging from "How-To" videos, pictures and illustrations of various components, systems and features, to fully searchable content and downloadable PDFs for individual component owner's manuals, answers are always just a click away. View the online manual at [www.forestriverinc.com/ownersmanuals](http://www.forestriverinc.com/ownersmanuals), or download our FREE app from the App Store or Google Play!



**YOUR CLIPPER CAMPING TRAILER DEALER**

**GVWR (Gross Vehicle Weight Rating)** - is the maximum permissible weight of the unit when fully loaded. It includes all weights, inclusive of all fluids, cargo, optional equipment and accessories. For safety and product performance do NOT exceed the GVWR.

**GAWR (Gross Axle Weight Rating)** - is the maximum permissible weight, including cargo, fluids, optional equipment and accessories that can be safely supported by a combination of all axles.

**UVW (Unloaded Vehicle Weight)\*** - is the typical weight of the unit as manufactured at the factory. It includes all weight at the unit's axle(s) and tongue or pin and LP Gas. The UVW does not include cargo, fresh potable water, additional optional equipment or dealer installed accessories.

\*Estimated Average based on standard build optional equipment.

**CCC (Cargo Carrying Capacity)\*\*** - is the amount of weight available for fresh potable water, cargo, additional optional equipment and accessories. CCC is equal to GVWR minus UVW. Available CCC should accommodate fresh potable water (8.3 lbs per gallon). Before filling the fresh water tank, empty the black and grey tanks to provide for more cargo capacity.

\*\*Estimated average based on standard build optional equipment.

All information contained in this brochure is believed to be accurate at the time of publication. However, during the model year, it may be necessary to make revisions and Forest River, Inc. reserves the right to make all such changes without notice, including prices, colors, materials, equipment and specifications as well as the addition of new models and the discontinuance of models shown in this brochure. Therefore, please consult with your Forest River dealer and confirm the existence of any materials, design or specifications that are material to your purchase decision. ©2023 Viking Recreational Vehicles, a Division of Forest River, Inc., A Berkshire Hathaway company. All Rights Reserved. 2/23