

MORE STANDARD FEATURES MORE VALUE

We've built a reputation for bringing RV owners more standard features for less money for more than 35 years, and it's a reputation we plan to keep.



100% Pre-Delivery Inspection



The Industry's Best RV Warranty



The Leader in Parts & Service



Dutchmen[®]

Legendary Innovation. Trailblazing Value.

Dutchmen began in 1988, our long term success comes from never losing focus on our core mission "We work for the customer".

Everything we put into the Astoria is designed for comfort and style, but to also help you make memories with family, friends, and fellow travelers along the way.

Length is defined as the distance from the centerline of hitch pin/coupler to rear bumper of trailer. **Our weights represent how most units are built, inclusive of many commonly-ordered options. ***Fresh water capacity includes water heater capacity.

DISCLAIMER: Product information is as accurate as possible as of the date of brochure publication. All features, floor plans and specifications in this brochure are subject to change without notice. Please consult Dutchmen's website at www.Dutchmen.com for current product information and specifications. Tow Vehicle Disclaimer. CAUTION: Owners of Dutchmen recreational vehicles are solely responsible for the selection and proper use of tow vehicles. All customers should consult with a motor vehicle manufacturer or their dealer concerning the purchase and use of suitable tow vehicles for Dutchmen products. Dutchmen disclaims any liability or damages suffered as a result of the selection, operation, use or misuse of a tow vehicle. DUTCHMEN'S LIMITED WARRANTY DOES NOT COVER DAMAGE TO THE RECREATIONAL VEHICLE OR THE TOW VEHICLE AS A RESULT OF THE SELECTION, OPERATION, USE OR MISUSE OF THE TOW VEHICLE. REFERENCE DUTCHMEN MANUFACTURING OWNERS MANUAL FOR LIMITED WARRANTY DETAILS. © 2023 Dutchmen 10-01-2023-ASTORIA Printed in U.S.A.- MY2024

ASTORIA



Fifth Wheels &
Travel Trailers



Dutchmen[®]

ASTORIA®

Astoria delivers highly visible, value-driven standard features. The inclusions and design are timeless, yet forward trending to address your desire for comfort and style.

Features in Astoria

- **Upgraded Kitchen Package** - residential appliances, high rise faucet, stainless steel farm style sink, pull out kitchen trash can, pantry, and pop up power station.*
- **All-Weather Thermal Package** - fully enclosed and force-heated underbelly that delivers cold-weather campers with two layers of insulation and enclosed gate valves. With this kind of protection for your RVs vital components, your vacation plans don't have to be confined to summer.
- **First Class Construction** - fully welded aluminum framing and vacuum bonded exterior which is superior to other processes, ensuring the integrity of the Astoria.

Astoria Travel Trailer

Exterior Features:

- 15,000 BTU A/C
- Outside TV Mount w/Coaxial Input
- Outside Speakers
- Solar Prep
- Exterior Spray Port
- Dual 30lb. Propane Tanks
- Tinted Windows
- Solid Entry Step
- Large Pass Through Storage
- Heated and Enclosed Underbelly
- Battery Disconnect
- Aluminum Rims
- Black Tank Flush
- On-Demand Tankless Water Heater
- Slide-Out Toppers

Interior Features:

- Large Drawers Under Dinette Booth
- Residential Farm-Style Single Bowl Sink
- High Rise Pull-Out Faucet
- 10 cu. ft. Refrigerator
- Seamless Countertops
- 3 Burner Range w/ Glass Cover
- LED HD TV
- Fireplace w/ Multiple Settings
- Porcelain Toilet
- Medicine Cabinet
- Shower w/ Skylight
- LED Interior Lighting
- Reading Lights in Bedroom
- Pop Up Power Station
- Tri-Fold Sofa
- Stainless Steel Appliances
- Full Wall Acrylic Backsplash



*Select Floor Plans

More Standard Features



ASTORIA TRAVEL TRAILER 2703RB

Length: 31' 11" Weight: 6,640 lbs.

Sleeps: 2-4 Hitch: 895 lbs.



ASTORIA TRAVEL TRAILER 2903BH

Length: 33' 9" Weight: 6,941 lbs.

Sleeps: 8-10 Hitch: 804 lbs.



ASTORIA TRAVEL TRAILER 2913FK

Length: 33' 11" Weight: 7,428 lbs.

Sleeps: 2-4 Hitch: 1,097 lbs.



ASTORIA TRAVEL TRAILER 3203BH

Length: 36' 10" Weight: 7,849 lbs.

Sleeps: 8-10 Hitch: 1,003 lbs.



ASTORIA TRAVEL TRAILER 3313RL

Length: 36' 11" Weight: 8,551 lbs.

Sleeps: 2-4 Hitch: 1,219 lbs.

*All information & specifications are for units manufactured after 10/01/2023



Astoria Fifth Wheel

Exterior Features:

- 15,000 BTU A/C
- Exterior TV Mount w/ Coaxial Input
- Outside Speakers
- 50 Amp Detachable Marine Power Cord
- Solar Package
- Spare Tire
- Exterior Spray Port
- Enclosed Gate Valves
- Heated & Enclosed Underbelly
- On-Demand Tankless Water Heater
- Slide-Out Toppers
- Slam Latch Baggage Doors

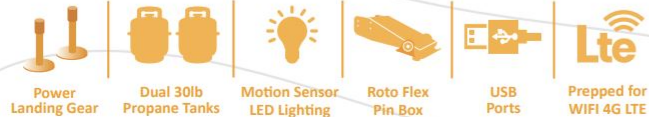
Interior Features:

- Residential Farm-Style Single Bowl Sink
- High Rise Pull-Out Faucet
- 10 cu. ft. Refrigerator (Half Ton)
- 16 cu. ft. Refrigerator (Platinum)
- Seamless Countertops (Half Ton)
- Solid Surface Kitchen Countertops w/LED Lighting (Platinum)
- 3 Burner Range w/ Glass Cover
- LED HD TV
- Fireplace
- Porcelain Toilet
- Medicine Cabinet
- LED Interior Lighting
- Reading Lights in Bedroom
- Pop Up Power Station
- Queen Bed (Half Ton)
- King Bed (Platinum)
- Washer / Dryer Prep
- AM/FM/Bluetooth Radio



*Select Floor Plans

More Standard Features



Platinum Series



ASTORIA PLATINUM FW 3173RLP
Length: 35' 11" Weight: 10,016 lbs.
Sleeps: 3-4 Hitch: 2,299 lbs.



ASTORIA PLATINUM FW 3553MBP
Length: 39' 11" Weight: 11,51 lbs.
Sleeps: 8-10 Hitch: 1,954 lbs.



ASTORIA PLATINUM FW 3603FLP
Length: 40' 9" Weight: 11,510 lbs.
Sleeps: 6-8 Hitch: 2,866 lbs.



ASTORIA PLATINUM FW 3803FLP
Length: 42' 5" Weight: 11,957 lbs.
Sleeps: 6-8 Hitch: 2,429 lbs.

Half-Ton Series



ASTORIA HALF TON FW 230ML
Length: 27' 11" Weight: 7,285 lbs.
Sleeps: 2-3 Hitch: 1,295 lbs.



ASTORIA HALF TON FW 250RD
Length: 29' 11" Weight: 7,870 lbs.
Sleeps: 2-3 Hitch: 1,961 lbs.



ASTORIA HALF TON FW 260RK
Length: 30' 11" Weight: 8,280 lbs.
Sleeps: 3-4 Hitch: 1,550 lbs.



ASTORIA HALF TON FW 298BH
Length: 33' 11" Weight: 8,135 lbs.
Sleeps: 6-8 Hitch: 1,511 lbs.

ASTORIA®



The Astoria's interior transforms the concept of RVing, combining comfort and style seamlessly. The spacious living area invites relaxation, adorned with modern amenities that ensure every moment feels like home. Astoria promises memories etched against the backdrop of ever-changing landscapes.



260RK Shown



Interior Decor



Slate



Woodgrain



Countertops




DUTCHMEN® CONSTRUCTION ADVANTAGE

We put a great amount of thought into every RV we design and build. From strong frames, to sturdy walls and insulation, we build every RV to take you on many adventures to come.

HyperDeck Floor Structure

- 1 Linoleum Flooring
- 2 HyperDeck Composite Floor Decking
- 3 High Density Foam Core
- 4 Fiberglass Reinforced Thermoplastic Base Layer
- 5 Steel powder coated main I-Beam Frame
- 6 Fully Heated & Enclosed Underbelly



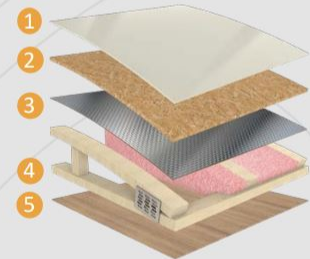
Vacuum Bonded Laminated Walls

- 1 Fiberglass Exterior Panel
- 2 Luan Wall Backing
- 3 Aluminum Frame with Block Foam Insulation
- 4 Luan Interior Wall Panel



Roof Structure

- 1 TPO Roof
- 2 3/8" Decking
- 3 Foil Barrier (FW only)
- 4 Fiberglass Insulation
- 5 Luan Interior Panel



Your Dealer

PO BOX 2000 | 2164 CARAGANA COURT | GOSHEN, IN 46527 | SALES 574.537.0600

To learn more visit our website dutchmen.com

Scan the QR code with your mobile phone to learn more.

