



SONIC LITE|SONIC

Ultra-Lite Travel Trailers



Designed for campers, by campers.

SONIC LITE

Venture RV's single axle Sonic Lite offers solid construction, with floorplans starting out at a fuel-saving 3,000 pounds! Sonic Lite features the most interior storage in its class. Interiors are surprisingly spacious – there's ample storage and Lite boasts many of the same features as Sonic, on a more compact scale.

Both Sonic Lite and Sonic are engineered with a one-piece seamless fiberglass roof system. By arching the roof front to back, this system provides a more durable roof. When it rains, the water runs fore and aft.



The Sonic Lite 169VUD offers a double bunk, large 65" x 48" dinette, a 60" x 75" queen bed and large dry bath. All kitchens feature a 8 CU FT electric double-door refrigerator for ample food storage, 2-burner stainless steel cooktop, convection microwave, roller ball bearing drawer guides, and cabinets with mortise and tenon hardwood cabinet doors.



Sonic Lite bedrooms feature overhead storage, full-length shirt closet and StorMore nightstands with 110V outlet and USB charging port.



Double bunk floorplans offer Teddy Bear bunk mattresses, and each bunk has its own window.



Bathrooms include porcelain foot-flush toilet, tub or shower surround and skylight.

SONIC

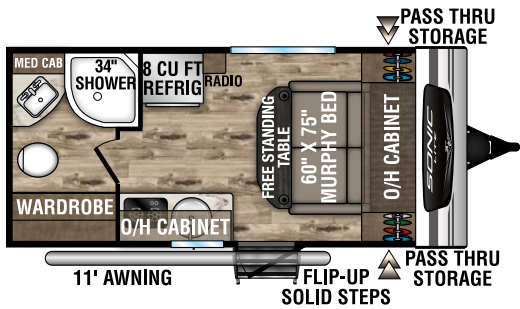
Families on the go want it both ways – maximum towing efficiency, plus uncompromising comfort and style. Sonic delivers; its ultra-lightweight, tandem-axle travel trailers (with starting dry weight at 3,800 pounds) are designed for smaller tow vehicles, yet equipped with upscale amenities usually seen in motorhomes. Livable and surprisingly spacious, Sonic offers 82" ceilings, a residential kitchen and ample storage to keep clutter at bay. Sonic's solid construction with enclosed and heated underbelly offers peace of mind and all the comforts of home.



Sonic's living spaces now offer a panoramic front window. Furniture is extremely comfortable, and many convert to offer additional sleeping accommodations.

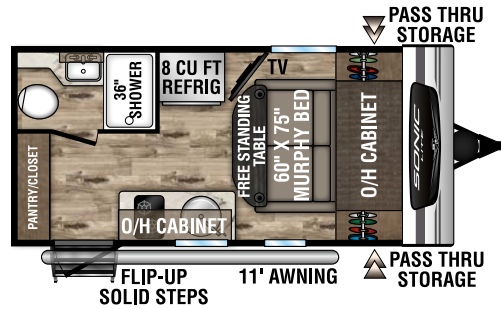


SONIC LITE FLOORPLANS



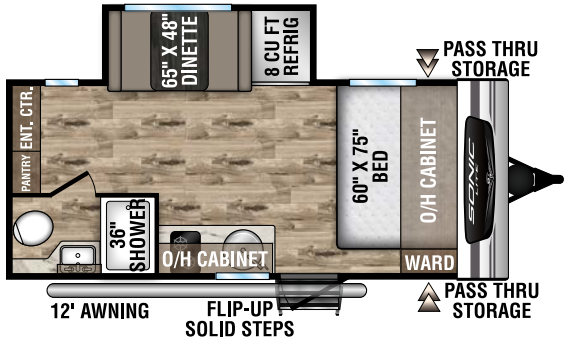
SL150VRB

UVW – 3,180 lbs. | Exterior Length – 19’11” | Sleeps – 2



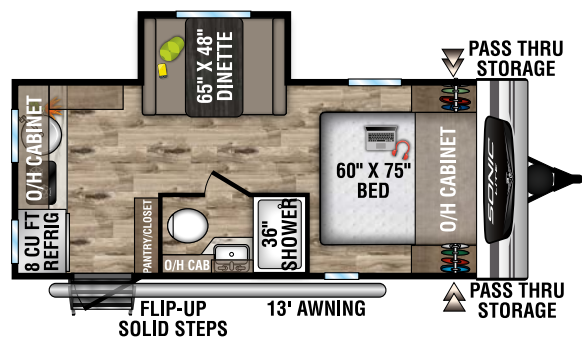
SL150VRK

UVW – 3,080 lbs. | Exterior Length – 19’1” | Sleeps – 2



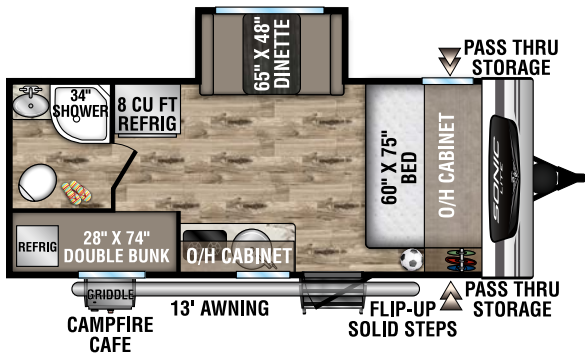
SL169VMK

UVW – 3,450 lbs. | Exterior Length – 21’1” | Sleeps – 4



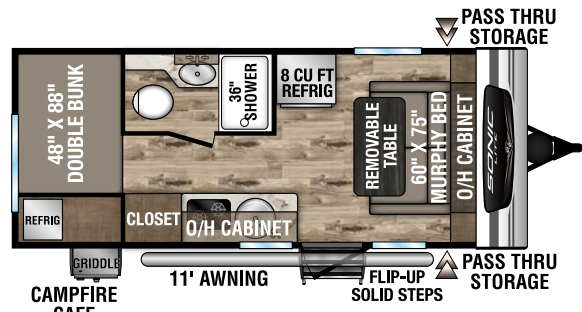
SL169VRK

UVW – 3,580 lbs. | Exterior Length – 22’1” | Sleeps – 4



SL169VUD

UVW – 3,520 lbs. | Exterior Length – 21’10” | Sleeps – 6



SL170VBH

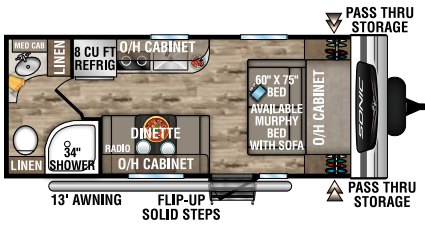
UVW – 3,620 | Exterior Length – 22’10” | Sleeps – 6

	SL150VRB	SL150VRK	SL169VMK	SL169VRK	SL169VUD	SL170VBH
UVW (Unloaded Vehicle Weight)*	3,180	3,080	3,450	3,580	3,520	3,620
Dry Hitch Weight*	480	360	380	380	460	580
Dry Axle Weight*	2,700	2,720	3,070	3,200	3,060	3,040
CCC (Cargo Carrying Capacity)	705	720	880	750	880	830
Interior Height	82"	82"	82"	82"	82"	82"
Exterior Height with A/C	9' 11"	9' 11"	9' 11"	9' 11"	9' 11"	9' 11"
Exterior Width	90"	90"	90"	90"	90"	90"
Exterior Length**	19' 11"	19' 1"	21' 1"	22' 1"	21' 10"	22' 10"
Refrigerator (Cubic Feet)	8	8	8	8	8	8
Water Heater Cap. (Gal. G/E w/DSI)	6	6	6	6	6	6
Fresh Water Capacity (Gallon)	38	38	38	38	38	38
Black Water Capacity (Gallon)	30	30	30	30	30	30
Gray Water Capacity (Gallon)	30	30	30	56	30	30
LP Gas Capacity (Lbs.)	20	20	20	20	20	20
Furnace BTUs (1,000s)	20	20	20	20	20	20
Tire Size	15"	15"	15"	15"	15"	15"
Awning	11'	11'	12'	13'	13'	11'

*This weight reflects the rolling average unit weight for each model. Your trailer weight will vary according to optional equipment.

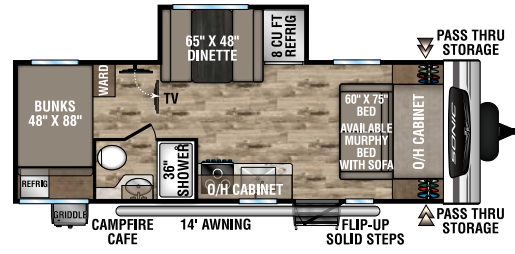
**Exterior length is measured from rear of bumper to leading edge of coupler.

SONIC FLOORPLANS



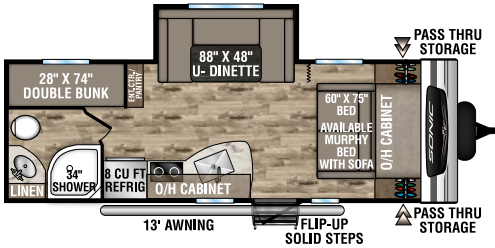
SN190VRB

UVW – 3,880 lbs. | Exterior Length – 23' 3" | Sleeps – 4



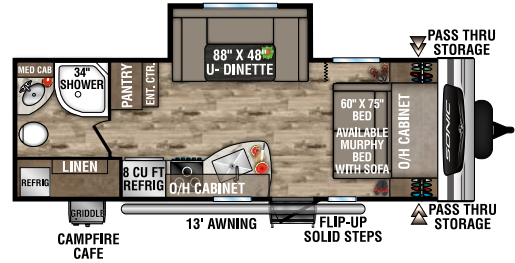
SN211VDB

UVW – 4,560 lbs. | Exterior Length – 27' | Sleeps – 8



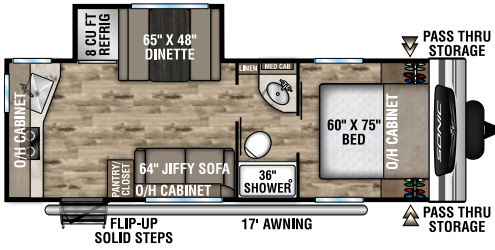
SN220VBH

UVW – 4,480 lbs. | Exterior Length – 26' 7" | Sleeps – 6



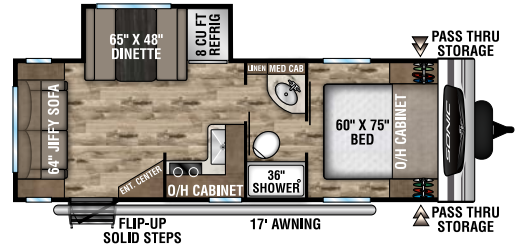
SN220VRB

UVW – 4,720 lbs. | Exterior Length – 27' | Sleeps – 4



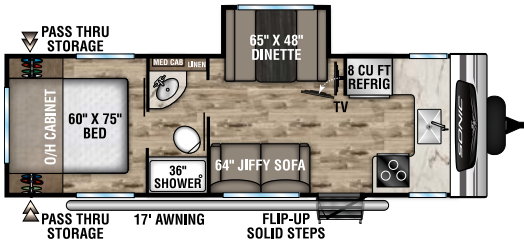
SN231VRK

UVW – 4,480 lbs. | Exterior Length – 26' 11" | Sleeps – 6



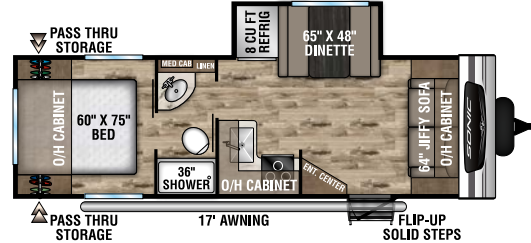
SN231VRL

UVW – 4,520 lbs. | Exterior Length – 26' 11" | Sleeps – 6



SN241VFK

UVW – 4,520 lbs. | Exterior Length – 28' 4" | Sleeps – 6



SN241VFL


UVW – 4,600 | Exterior Length – 28' 4" | Sleeps – 6

	SN190VRB	SN211VDB	SN220VBH	SN220VRB	SN231VRK	SN231VRL	SN241VFK	SN241VFL
UVW (Unloaded Vehicle Weight)*	3,880	4,560	4,480	4,720	4,480	4,520	4,520	4,600
Dry Hitch Weight*	390	560	440	420	420	520	610	540
Dry Axle Weight*	3,490	4,000	4,040	4,300	4,060	4,000	3,910	4,060
CCC (Cargo Carrying Capacity)	1,895	1,330	1,370	1,120	1,335	1,340	1,400	1,270
Interior Height	82"	82"	82"	82"	82"	82"	82"	82"
Exterior Height with A/C	10' 4"	10' 4"	10' 4"	10' 4"	10' 4"	10' 4"	10' 4"	10' 4"
Exterior Width	90"	90"	90"	90"	90"	90"	90"	90"
Exterior Length**	23' 3"	27'	26' 7"	27'	26' 11"	26' 11"	28' 4"	28' 4"
Refrigerator (Cubic Feet)	8	8	8	8	8	8	8	8
Water Heater Cap. (Gal. G/E w/DSI)	6	6	6	6	6	6	6	6
Fresh Water Capacity (Gallon)	39	39	39	39	39	39	39	39
Black Water Capacity (Gallon)	30	30	30	30	30	30	30	30
Gray Water Capacity (Gallon)	30	30	30	30	60	30	60	30
LP Gas Capacity (Lbs.)	40	40	40	40	40	40	40	40
Furnace BTUs (1,000s)	20	20	20	20	20	20	20	20
Tire Size	15"	15"	15"	15"	15"	15"	15"	15"
Awning	13'	14'	13'	13'	17'	17'	17'	17'

*This weight reflects the rolling average unit weight for each model. Your trailer weight will vary according to optional equipment.

**Exterior length is measured from rear of bumper to leading edge of coupler.

SONIC LITE	SONIC		SONIC LITE	SONIC	
BLAST 1.4 PACKAGE	DISCOVERY 1.4 PACKAGE		EXTERIOR LUXURY PKG	EXTERIOR PACKAGE	
X	X	Panoramic automotive front window	X	X	Seamless one-piece fiberglass roof front & rear profile
X	X	Hand-glazed Heirloom Maple cabinet doors	X	X	Friction hinge entry door
X	X	8 CU FT double-door refrigerator	X	X	Battery disconnect switch
X	X	Wi-Fi prep		X	Fender guards
X	X	Entry door w/clear-view window	X	X	5/8" tongue & groove plywood floor decking
	X	Furrion oven w/3-burner cooktop & glass cover	X	X	Spread axles w/auto-adjust brakes & EZ Lube hubs
X	X	New Euro-style dinette	X		NXG frame
X	X	HDMI/DVD stereo w/5.1 AMP USB charger		X	NXG Huck-bolt frame
X		Deep round stainless steel sink w/cover	X	X	(4) angled scissor jacks w/footpads
	X	Dish drying sink cover	X	X	Large grab handle
	X	Aluminum wheels	X	X	4" tube bumper sewer hose storage
X	X	Venture LevelMate PRO	X	X	Prewired for Furrion backup camera
X	X	Lighted power tongue jack	X	X	Dedicated cable & satellite hookups
X	X	Go Power mounted solar prep	X	X	Furrion marine-grade detachable power cord
X	X	Motion light in bathroom	X	X	Motion-activated pass-thru storage light
X	X	Larger slam latch baggage doors w/magnetic catches	X	X	Hot & cold outside shower
X	X	Heirloom comforter	X	X	Keyed-Alike key system
X		Tucked rear bumper	X	X	Venture bottle opener/dog tie-out
X	X	Fiberglass slide out end walls	X	X	Solid flip-up step
X	X	4,000 high-gloss Aztec Grey fiberglass	X	X	Swing-away grab handle
X	X	Pet defender screen protector	X	X	Screen Shot spring screen door
X	X		X	X	LED lighted power awning
—	WEATHER-SHIELD PACKAGE				
	X	Forced-air heated & enclosed underbelly			
	X	360° residential fiberglass insulation			
	X	360° radiant foil insulation			
	X	Radiant foil bubble insulation-wrapped tanks <i>(360° = roof, floor, front/rear walls)</i>			



Sonic optimizes every possible opportunity to offer virtually unlimited storage.



SONIC

Standard:
8 CU FT double-door electric refrigerator

Option:
7 CU FT gas/electric refrigerator

SONIC LITE

8.0 XL Luxury Opt.:
8 CU FT 12 volt refrigerator

7.0 XL Luxury Opt.:
7 CU FT gas/electric refrigerator




Safe Tek box provides a hidden charging station with USB and 110V outlets. (Sonic & Sonic Lite VBF)

SONIC LITE	SONIC		SONIC LITE	SONIC	OPTIONS
INTERIOR LUXURY PKG	INTERIOR PACKAGE		INT & EXT OPTIONS	INT & EXT OPTIONS	
X	X	StorMore bedside nightstand(s) (CPAP sized) w/110V outlet & USB charging	X	X	LevelMate PRO leveling system*
X		Convection microwave	X	X	Lighted power tongue jack*
	X	Microwave	X		Spare tire/carrier/cover**
X		2-burner cooktop		X	High-polished aluminum rims***
	X	Furion oven w/ 3-burner cooktop & glass cover	X	X	LED TV w/swing arm
X	X	6 GAL gas/electric DSI water heater		X	13,000 BTU A/C
X	X	Vented range hood		X	15,000 BTU A/C
X	X	Safe Tek box w/110V & USB charging ports		X	Murphy bed w/sofa (N/A 231s or 241VFK)
X	X	Motion-activated interior entry light		X	7 CU FT gas/electric refrigerator
X	X	Beauflor residential linoleum	X	X	Swing-away bumper-mount griddle
X	X	Skylight in living area	X	X	A-frame bike rack
X	X	LED lighting w/individual controls	X	X	Furrion observation/backup camera
X	X	82" ceiling height	X	X	Off-the-Grid solar PKG (1) panel (rigid 100W) & control
X	X	Power exhaust fan in bathroom	X	X	Off-road tires
X	X	Shoe cubby (VBF)			<i>*Included in BOTH Sonic Lite Blast Package 1.4 & Sonic Discovery Package 1.4</i>
X	X	Cutting board			<i>** Included in Sonic Lite Blast Package 1.4</i>
X	X	Surf(x) seamless countertops and tabletops			<i>***Included in Sonic Discovery Package 1.4</i>
X	X	Porcelain foot-flush toilet			
—	HIGHWAY PACKAGE		8.0 XL LUXURY PKG (OPT)	SONIC LITE	
	X	Spare/carrier/cover	X	8 CU FT 12V refrigerator	
	X	Black tank flush	X	13.5 low profile Coleman Mach III roof-mounted A/C	
	X	Bottle covers			
			7.0 XL LUXURY PKG (OPT)	SONIC LITE	
			X	7 CU FT gas/electric refrigerator	
			X	13.5 low profile Coleman Mach III roof-mounted A/C	



Large & deep single bowl stainless steel farmers sink with drying rack cover. (Sonic)



Skylight offers plenty of natural light.



Sonic's LevelMate wireless leveling system calculates a perfect level position without time-consuming guesswork. (Sonic & Sonic Lite)



Sonic features a glass-topped, flush-mounted, 3-burner cooktop with oven. (Sonic)



Sonic and Sonic Lite feature a custom Venture RV cutting board.



Media Center includes HDMI/DVD stereo with 5.1 USB charger. (Sonic & Sonic Lite)

EXTERIOR FEATURES



Power awning with LED lights

Nitrogen-filled radial tires

Slam latch baggage doors with magnetic catches



All Sonics feature a solid flip-up step and friction-hinged entry door with Screen Shot screen door.




Sonic offers one-piece seamless fiberglass roof construction.



The handy bottle opener can also be used as a pet-friendly tie down.



Standard outside shower provides both hot and cold water.



The NXG Frame is a superior quality, highly engineered frame that provides customers with a strong, lightweight, consistent foundation on which to build.



SONIC LITE CONSTRUCTION



SONIC CONSTRUCTION



LevelMate PRO makes it possible for you to level your trailer on the first try! This option calculates and displays the height required to achieve a perfectly level position.



Sonic's Weather Shield features a radiant foil barrier, forced heat, enclosed underbelly, and enclosed gate valves (Sonic only).



Ash Décor



Slate Décor



SONIC LITE



SONIC



985 N 900 W | Shipshewana, IN 46565 | www.venture-rv.com

Due to continual research and advances, manufacturer reserves the right to change specifications, design, price, and equipment without notice, and assumes no responsibility for any error in this literature.

Some items shown are not included as standard or optional equipment.

©2022 Venture | 00/00/22 | 00M