



Jayco

Generations of family fun.

EAGLE



TRAVEL TRAILER • FIFTH WHEEL

EAGLE



2+3
YEAR | YEAR
WARRANTY



274CKDS Shown in Modern Farmhouse Interior Design (Optional 13.5 cu. ft. Refrigerator Shown)








284BHOK Kayak Storage



Residential (60" x 80") Queen Mattress (with Available King Bed Upgrade)

LEGEND

-  STORAGE
-  MICRO MICROWAVE
-  OHC OVERHEAD CABINETS
-  FRIDGE REFRIGERATOR
-  WARD WARDROBE

Scan QR code to view 360° tours



OPTIONS

A 	B 	C 
D 	E 	F 
		G 

FLOORPLANS

264BHOK OPTIONS A, G

SLEEPS 7-8

Ext. Lgth: 32' 4" Weight: 7,510 lbs. Hitch: 1,045 lbs.

RVX WINNER
FAMILY FRIENDLY CATEGORY

272RBOK OPTIONS A, B, D, E, G

SLEEPS 5-6

Ext. Lgth: 32' 2" Weight: 7,520 lbs. Hitch: 880 lbs.

274CKDS OPTIONS A, C, E, F, G

SLEEPS 6-7

Ext. Lgth: 33' 10" Weight: 8,050 lbs. Hitch: 960 lbs.

280RSOK OPTIONS A, C, E, G

SLEEPS 4-6

Ext. Lgth: 35' 6" Weight: 8,620 lbs. Hitch: 1,175 lbs.

284BHOK OPTIONS A, B, D, E, G

SLEEPS 8-10

Ext. Lgth: 34' 11" Weight: 8,135 lbs. Hitch: 1,080 lbs.

312BHOK OPTIONS A, B, D, E, F, G

SLEEPS 6-8

Ext. Lgth: 38' 8" Weight: 9,625 lbs. Hitch: 1,130 lbs.

SPECS

Scan QR code for specification definitions



FLOORPLAN	EXTERIOR TRAVEL LENGTH	EXTERIOR WIDTH	EXTERIOR HEIGHT (WITH A/C)	INTERIOR HEIGHT	UNLOADED VEHICLE WEIGHT	DRY HITCH WEIGHT	GVWR	CARGO CARRYING CAPACITY	FRESH WATER CAPACITY (INCLUDING WATER HEATER)	GRAY WASTE WATER CAPACITY	BLACK WASTE WATER CAPACITY	SLEEPING CAPACITY
264BHOK	32' 4"	8' 0"	11' 9"	7' 0"	7,510	1,045	9,995	2,485	49	73.5**	32.5	7-8
272RBOK	32' 2"	8' 0"	11' 9"	7' 0"	7,520	880	9,995	2,475	49	65*	32.5	5-6
274CKDS	33' 10"	8' 0"	11' 9"	7' 0"	8,050	960	9,995	1,945	81	65*	32.5	6-7
280RSOK	35' 6"	8' 0"	11' 9"	7' 0"	8,620	1,175	10,130	1,510	81	65*	32.5	4-6
284BHOK	34' 11"	8' 0"	11' 9"	7' 0"	8,135	1,080	9,995	1,860	81	65*	32.5	8-10
312BHOK	38' 8"	8' 0"	11' 11"	7' 0"	9,625	1,130	11,300	1,675	81	65*	32.5	6-8

Some specs at the time of print may include estimates. For the most updated information, please visit Jayco.com.

*Indicates split tanks


**Indicates 3 tanks




340DROK Shown in American Craftsman Interior Design



330RSTS Shown in Modern Farmhouse Interior Design








Bathroom with Decorative Backsplash & Porcelain Foot Flush Toilet



340DROK Shown with King Bed Option

LEGEND


-  STORAGE
-  MICRO MICROWAVE
-  OHC OVERHEAD CABINETS
-  FRIDGE REFRIGERATOR
-  WARD WARDROBE

Scan QR code to view 360° tours



OPTIONS

A



77" X 81" KING BED OPTION

B



QUEEN BED OPTION

C




FREESTANDING TABLE AND CHAIRS W/ BENCH SEAT OPTION

D



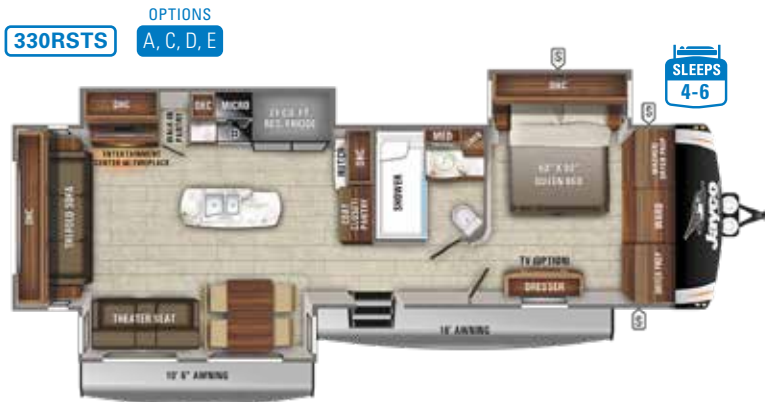
WHITE FRIDGE

E



13 CU. FT. FRIDGE OPTION

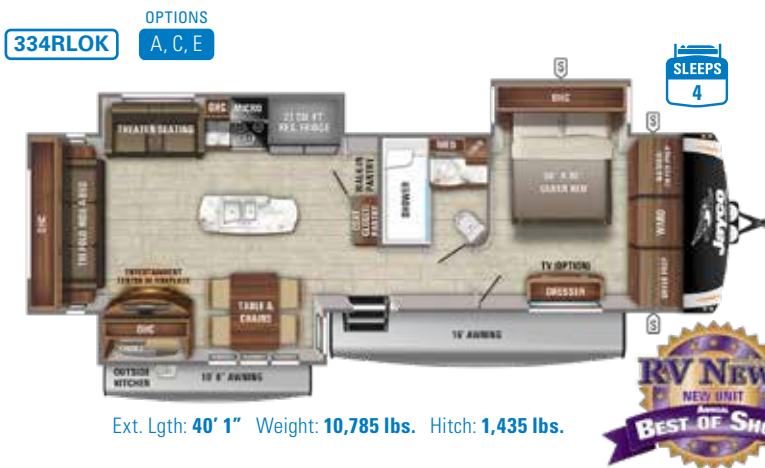
FLOORPLANS



Ext. Lgth: 40' 1" Weight: 10,600 lbs. Hitch: 1,300 lbs.



Ext. Lgth: 40' 1" Weight: 10,885 lbs. Hitch: 1,325 lbs.



Ext. Lgth: 40' 1" Weight: 10,785 lbs. Hitch: 1,435 lbs.



Ext. Lgth: 41' 2" Weight: 11,375 lbs. Hitch: 1,480 lbs.

SPECS

Scan QR code for specification definitions



FLOORPLAN	EXTERIOR TRAVEL LENGTH	EXTERIOR WIDTH	EXTERIOR HEIGHT (WITH A/C)	INTERIOR HEIGHT	UNLOADED VEHICLE WEIGHT	DRY HITCH WEIGHT	GVWR	CARGO CARRYING CAPACITY	FRESH WATER CAPACITY (INCLUDING WATER HEATER)	GRAY WASTE WATER CAPACITY	BLACK WASTE WATER CAPACITY	SLEEPING CAPACITY
330RSTS	40' 1"	8' 0"	12' 2"	7' 3"	10,600	1,300	11,995	1,395	81	97.5**	32.5	4-6
332CBOK	40' 1"	8' 0"	12' 2"	7' 3"	10,885	1,325	11,995	1,110	81	102**	32.5	4-5
334RLOK	40' 1"	8' 0"	12' 2"	7' 3"	10,785	1,435	12,500	1,715	81	97.5**	32.5	4
340DROK	41' 2"	8' 0"	12' 2"	7' 3"	11,375	1,480	12,825	1,450	87	97.5**	65*	4-5

Some specs at the time of print may include estimates. For the most updated information, please visit Jayco.com.

* Indicates split tanks

** Indicates 3 tanks

EAGLE ENHANCEMENTS

ONE KEY FOR ALL LOCKS!
KEYED ALIKE

KEYED-ALIKE LOCK SYSTEM

HARDWOOD SLIDE ROOM FASCIA

INDUSTRY EXCLUSIVE LED BACKLIT MIRROR

Dual Whisper!
(EAGLE TT & FW ONLY)

HELIX
COOLING SYSTEM

HELIX WHISPER QUIET COOLING SYSTEM WITH JAYCO-EXCLUSIVE DUCT DESIGN

TURNING POINT
Trailair

180°

STANDARD TURNING POINT ORBITAL PIN BOX (EAGLE HT FIFTH WHEEL ONLY)

MORRYDE® CRE3000 RUBBERIZED SUSPENSION

RESIDENTIAL SERTA® MATTRESS

MORE OUTLETS!

INVERTER PRE-WIRE IN 5 LOCATIONS - BOTH SIDES OF THE BED, MAIN TV, OPTIONAL BEDROOM TV & REFRIGERATOR

LINOLEUM IN SLIDEOUTS (NO CARPET)

JAYCOMMAND

A continued focus on innovation: mobilizing control of RV systems.

Systems controlled may include:

- Multiple light zones
- Awnings
- Tank monitoring
- Leveling
- Slideouts
- Climate Control

HDMI Bluetooth

12V 3-ZONE FURRIION® AV SYSTEM WITH HDMI AND BLUETOOTH (HT TT & HT FW ONLY)

SOLID-SURFACE KITCHEN COUNTERTOP WITH BAMBOO SINK COVER AND STRAINER (EAGLE TT & FW ONLY)

MORRYDE® STEPABOVE™ ENTRY STEP

GET OFF GRID!

- Large Holding Tank Capacities
- Extra-Large Battery Area
- Solar Prep to Rooftop and Ground
- Generator Prep (Option)
- Extra LP Capacity (FW Only)

OPTIONAL DRY CAMPING PACKAGE WITH GEN PREP

SOLAR ON THE SIDE

Go Power!

GO POWER!® GROUND AND ROOFTOP SOLAR PREP

FURRIION® OBSERVATION CAMERA PREP (REAR AND SIDES)

PREMIUM JBL® SOUND SYSTEM (EAGLE TT & FW ONLY)

POTS AND PANS DRAWER WITH 75 LB. CAPACITY

DRINKING WATER SYSTEM™ (PATENT-PENDING) (EAGLE TT & FW ONLY)

STANDARD AUTO-LEVELING (FW)
OPTIONAL AUTO-LEVELING (TT)

True interior design. More choice. Mindful craftsmanship.

Every fixture, fabric and feature has been carefully selected and expertly installed. The result is an aesthetic that's extraordinary — with Jayco's famous high level of livability. Designer-selected patterns and fabrics enhance the overall look and feel, while unique furniture designs and contrasting hand-picked hardware and lighting enhance each exclusive decor package.



Led by Interior Designer Stacy Stewart, our design, product development and engineering teams set out to answer the call for more choice in RV interiors and developed a market-disrupting design concept that could be expertly crafted without hampering production.

Scan QR code
to view
Interior Design



AMERICAN CRAFTSMAN



WOOD



MAIN FABRIC



ACCENT FABRIC



FLOOR



**SOLID-SURFACE
(FW & TT)**



**HT SERIES SEAMLESS
COUNTERTOP**

MODERN FARMHOUSE



WOOD



MAIN FABRIC



ACCENT FABRIC



FLOOR



**SOLID-SURFACE
(FW & TT)**



**HT SERIES SEAMLESS
COUNTERTOP**

EAGLE HT FW




30.5CKTS Shown in American Craftsman Interior Design



24RE Shown in Modern Farmhouse Interior Design

Traditional Pivot Point



- Dramatically improved turning radius
- Moves pivot point 22" rearward

SHORT BED FRIENDLY!

True 90-degree turning radius without a slider hitch in a short bed truck



NO SLIDER HITCH NEEDED!

*Eagle HT Fifth Wheel Only



LEGEND	
	STORAGE
	MICROWAVE
	OVERHEAD CABINETS
	REFRIGERATOR
	WARDROBE

Scan QR code to view 360° tours

OPTIONS

A		B		C		D	
E		F		G			

FLOORPLANS



24RE OPTIONS A, B, D, F, G

SLEEPS 4-5

Ext. Lgth: **29' 2"** Weight: **7,980 lbs.** Hitch: **1,495 lbs.**

25.5REOK OPTIONS A, B, D, F, G

SLEEPS 4-6

Ext. Lgth: **29' 2"** Weight: **8,290 lbs.** Hitch: **1,440 lbs.**

27RS OPTIONS A, B, D, F

SLEEPS 4-6

Ext. Lgth: **32' 8"** Weight: **8,950 lbs.** Hitch: **1,675 lbs.**

28.5RSTS OPTIONS A, B, D, F

SLEEPS 4-6

Ext. Lgth: **32' 9"** Weight: **9,345 lbs.** Hitch: **1,690 lbs.**

30.5CKTS OPTIONS A, B, D, E, F

SLEEPS 4-6

Ext. Lgth: **33' 11"** Weight: **9,430 lbs.** Hitch: **1,805 lbs.**

29.5BHDS OPTIONS A, C, D, F, G

SLEEPS 8-10

Ext. Lgth: **34' 7"** Weight: **9,385 lbs.** Hitch: **1,820 lbs.**

29.5BHOK OPTIONS A, C, D, E, F

SLEEPS 8-9

Ext. Lgth: **35' 1"** Weight: **9,290 lbs.** Hitch: **1,740 lbs.**

31MB OPTIONS A, E, F

SLEEPS 6-8

Ext. Lgth: **37' 2"** Weight: **10,510 lbs.** Hitch: **1,970 lbs.**

SPECS

Scan QR code for specification definitions



FLOORPLAN	EXTERIOR TRAVEL LENGTH	EXTERIOR WIDTH	EXTERIOR HEIGHT (WITH A/C)	INTERIOR HEIGHT	INTERIOR HEIGHT-BEDROOM	UNLOADED VEHICLE WEIGHT	DRY HITCH WEIGHT	GVWR	CARGO CARRYING CAPACITY	FRESH WATER CAPACITY (INCLUDING WATER HEATER)	GRAY WASTE WATER CAPACITY	BLACK WASTE WATER CAPACITY	SLEEPING CAPACITY
24RE	29' 2"	8' 1"	13' 0"	8' 4"	6' 2"	7,980	1,495	9,995	2,015	87	75.5*	43	4-5
25.5REOK	29' 2"	8' 1"	12' 11"	8' 4"	6' 2"	8,290	1,440	9,995	1,705	87	75.5*	43	4-6
27RS	32' 8"	8' 1"	12' 5"	8' 4"	6' 2"	8,950	1,675	10,995	2,045	87	75.5*	43	4-6
28.5RSTS	32' 9"	8' 1"	12' 5"	8' 4"	6' 2"	9,345	1,690	10,995	1,650	87	75.5*	43	4-6
30.5CKTS	33' 11"	8' 1"	12' 5"	8' 4"	6' 2"	9,430	1,805	11,250	1,820	87	75.5*	43	4-6
29.5BHDS	34' 7"	8' 1"	12' 11"	8' 4"	6' 2"	9,385	1,820	11,250	1,865	87	84*	43	8-10
29.5BHOK	35' 1"	8' 1"	13' 0"	8' 4"	6' 2"	9,290	1,740	11,250	1,960	87	84*	43	8-9
31MB	37' 2"	8' 1"	12' 6"	8' 4"	6' 2"	10,510	1,970	12,200	1,690	87	75.5*	43	6-8

Some specs at the time of print may include estimates. For the most updated information, please visit Jayco.com.

*Indicates split tanks



357MDOK Shown in American Craftsman Interior Design



319MLOK Shown in Modern Farmhouse Interior Design








Walk-In Shower with Seat



Residential Bedspread & Pillow Shams (King Bed Option Shown)


LEGEND


-  STORAGE
-  MICRO MICROWAVE
-  OHC OVERHEAD CABINETS
-  FRIDGE REFRIGERATOR
-  WARD WARDROBE


Scan QR code to view 360° tours





OPTIONS


A 

B  2x6 FOLD SOFA OPTION

C  TABLE & CHAIRS OPTION

D  FREE-STANDING TABLE AND CHAIRS W/ BENCH SEAT OPTION

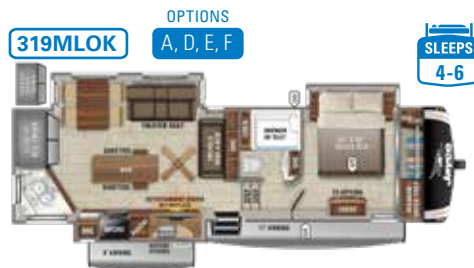
E  TOILET OPTION

F  11 CU FT FRIDGE OPTION


FLOORPLANS



Ext. Lgth: **36' 5"** Weight: **11,025 lbs.** Hitch: **2,165 lbs.**



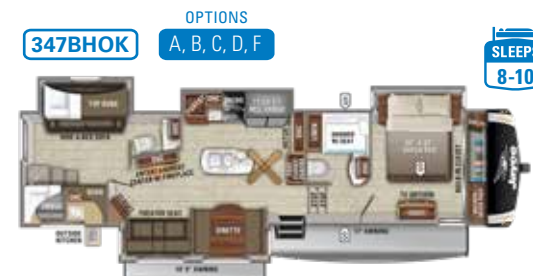
Ext. Lgth: **36' 7"** Weight: **11,170 lbs.** Hitch: **2,023 lbs.**



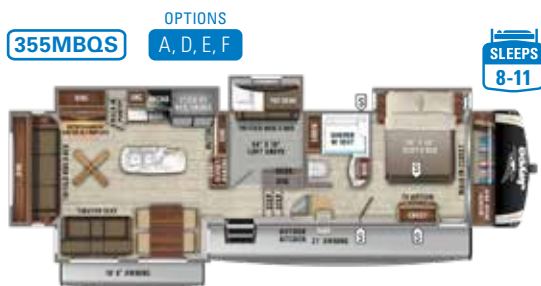
Ext. Lgth: **36' 6"** Weight: **10,870 lbs.** Hitch: **1,965 lbs.**



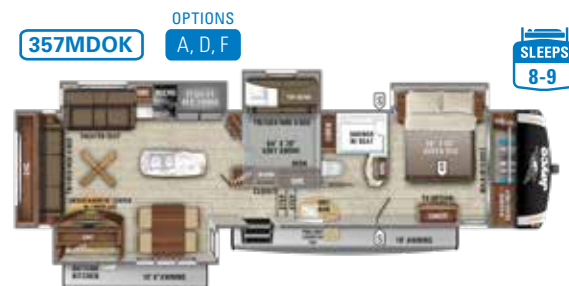
Ext. Lgth: **39' 8"** Weight: **11,745 lbs.** Hitch: **2,215 lbs.**



Ext. Lgth: **41' 1"** Weight: **13,000 lbs.** Hitch: **2,135 lbs.**



Ext. Lgth: **42' 0"** Weight: **13,250 lbs.** Hitch: **2,280 lbs.**



Ext. Lgth: **42' 1"** Weight: **13,095 lbs.** Hitch: **2,385 lbs.**

SPECS

Scan QR code for specification definitions



FLOORPLAN	EXTERIOR TRAVEL LENGTH	EXTERIOR WIDTH	EXTERIOR HEIGHT (WITH A/C)	INTERIOR HEIGHT	INTERIOR HEIGHT-BEDROOM	UNLOADED VEHICLE WEIGHT	DRY HITCH WEIGHT	GVWR	CARGO CARRYING CAPACITY	FRESH WATER CAPACITY (INCLUDING WATER HEATER)	GRAY WASTE WATER CAPACITY	BLACK WASTE WATER CAPACITY	SLEEPING CAPACITY
317RLOK	36' 5"	8' 1"	12' 11"	8' 7"	6' 6"	11,025	2,165	12,995	1,970	81	87*	50	4
319MLOK	36' 7"	8' 1"	12' 11"	8' 7"	6' 6"	11,170	2,023	12,995	2,055	81	87*	50	4-6
321RSTS	36' 6"	8' 1"	12' 9"	8' 7"	6' 6"	10,870	1,965	12,700	1,825	81	87*	50	4-6
336FBOK	39' 8"	8' 1"	12' 11"	8' 7"	6' 6"	11,745	2,215	13,750	2,005	81	87*	87*	4-5
347BHOK	41' 1"	8' 1"	13' 5"	8' 7"	6' 6"	13,000	2,135	14,850	1,850	81	95.5**	87*	8-10
355MBQS	42' 0"	8' 1"	12' 11"	8' 7"	6' 6"	13,250	2,280	14,995	1,745	81	87*	50	8-11
357MDOK	42' 1"	8' 1"	12' 11"	8' 7"	6' 6"	13,095	2,385	14,995	1,900	81	87*	50	8-9

Some specs at the time of print may include estimates. For the most updated information, please visit Jayco.com.

* Indicates split tanks

** Indicates 3 tanks

STANDARDS & OPTIONS

STANDARD EXTERIOR EQUIPMENT

	HTTT	TT	HTFW	FW
StrongholdVBL™ aluminum framed and vacuum bond laminated gelcoated fiberglass exterior walls (including rear wall and slide room end walls)	X	X	X	X
Magnum Truss™ Roof System (strongest tested roof in the industry) with one piece, seamless DiFlex II material	X	X	X	X
Climate Shield™ zero-degree tested weather protection:	X	X	X	X
• Fully enclosed and heated underbelly (ducted)				
• 35,000 BTU output furnace				
• Double layer fiberglass batt insulation in ceiling and floor				
• Double sided radiant barrier insulation (roof, floor and behind cap)				
• PEX plumbing				
HELIX Cooling System™ (industry exclusive):	X	X	X	X
• Exterior-mounted 15,000 BTU "Whisper Quiet" A/C unit				
• Jayco exclusive insulated dual duct design				
• Directional and closeable A/C vents				
• Larger return air vents with user accessible filters				
JaySMART™ (Safety Markers And Reverse Travel) LED lighting (patent-pending)	X	X	X	X
Painted fiberglass front cap with built-in specialty LED lighting	X	X	X	X
Custom automotive-grade vinyl exterior graphics package	X	X	X	X
LED exterior lighting package	X	X	X	X
Detachable shore power cord	X	X	X	X
Dual 30 lb. propane bottles with auto regulator	X	X	X	X
Pass-through storage with Slam-latch™ baggage doors	X	X	X	X
Digital TV antenna with Wi-Fi prep	X	X	X	X
Exterior marine-grade speakers	X	X	X	X
Fully enclosed, LED-lighted universal docking center:	X	X	X	X
• Selectable water connections				
• Quick-connect outside shower				
• Black tank flush, winterization, and sanitization				
• Independent satellite and whole coach cable hookups				
Water heater bypass	X	X	X	X
Battery disconnect	X	X	X	X
Under-mounted spare tire (Goodyear® Endurance®- made in the USA)	X	X	X	X
LP quick-connect (outside grill prep)	X	X	X	X
Roof ladder	X	X	X	X
Slide topper/awning prep	X	X	X	X
"Industry's BEST" outside kitchen (select models)	X	X	X	X

HTTT TT HTFW FW

	HTTT	TT	HTFW	FW
Front electric tongue jack	X	X	N/A	N/A
Front electric stabilizer jacks	OPT	X	N/A	N/A
Rear electric stabilizer jacks	OPT	X	N/A	N/A
Electric auto-leveling system	OPT	OPT	LUX	X

STANDARD INTERIOR EQUIPMENT

	HTTT	TT	HTFW	FW
Solid hardwood slide fascia	X	X	X	X
Handcrafted and glazed doors, drawers and trim	X	X	X	X
Heavy-duty, 75 lb., full-extension, steel ball-bearing drawer guides	X	X	X	X
5/8 in. tongue-and-groove joined plywood floor decking	X	X	X	X
Residential carpeting with stain guard (made in the USA) (limited areas)	N/A	N/A	X	X
Residential vinyl flooring (made in the USA)	X	X	X	X
Vinyl flooring in slideouts (no carpet)	X	X	X	X
LED interior lighting throughout	X	X	X	X
LED dimmer switches in main room and dining area	X	X	X	X
Central command center with built-in tank monitoring	X	X	X	X
Tri-fold hide-a-bed sofa with residential sleep surface (select models)	X	X	X	X
Theater seating (select models)	X	X	X	X
Stainless steel kitchen sink	X	X	X	X
Brushed nickel kitchen faucet with pull-out sprayer	X	X	X	X
8 cu. ft. gas/electric refrigerator	X	N/A	LUX	N/A
Dual USB charging ports (kitchen and bedroom)	X	X	X	X
Bluetooth® speaker prep	X	X	X	X
12V charging station	X	X	X	X
Extra 120V power outlets in kitchen and slide rooms	X	X	X	X
Residential quilted bedspread and pillows	X	X	X	X
Gas-strutted under-bed storage	X	X	X	X
Inverter pre-wire	X	X	X	X
C.P.A.P. prepped bedroom	X	X	X	X
Carbon monoxide and LP detector	X	X	X	X
Bathroom skylight	X	X	X	X
LED backlit medicine cabinet with custom framed mirror	X	X	X	X
Bathroom tile backsplash	X	X	X	X
Blue LED nightlights (bathrooms and bunkrooms)	X	X	X	X
Porcelain foot flush toilet	X	X	X	X

HTTT TT HTFW FW

CUSTOMER VALUE PACKAGE (MANDATORY)

	HTTT	TT	HTFW	FW
MORryde® StepAbove™ entrance steps (main entrance) with blue LED light	CVP	CVP	CVP	CVP
15,000 BTU "Whisper Quiet" A/C	CVP	CVP	CVP	CVP
50-amp service with dual A/C ducts	N/A	CVP	N/A	CVP
50-amp service with dual A/C ducts and second A/C prep	CVP	N/A	CVP	N/A
Electric patio awning with integrated LED lights	CVP	CVP	CVP	CVP
6 gal. gas/electric water heater	CVP	CVP	CVP	CVP
8 cu. ft. gas/electric refrigerator	CVP	N/A	LUX	N/A
Custom machined aluminum rims	CVP	CVP	CVP	CVP
Rear 2 in. receiver	CVP	CVP	N/A	N/A
Rear 2 in. towing receiver with 4 pin connector	N/A	N/A	CVP	CVP
Keyed-Alike™ lock system (single key for all doors/locks)	CVP	CVP	CVP	CVP
Rooftop and ground solar prep by Go Power!®	CVP	CVP	CVP	CVP
Observation camera prep (rear and sides)	CVP	CVP	CVP	CVP
Hidden hinges on cabinet doors	CVP	CVP	CVP	CVP
Upgraded friction hinge entrance door with XL grab handle	CVP	CVP	CVP	CVP
JAYCOMMAND® "Smart RV" System	CVP	LUX	LUX	LUX
LED HDTV with fully digital HDMI® output	40"	50"	40"	50"
12V A/V system with Bluetooth® and HDMI®	CVP	CVP	CVP	CVP
Stainless steel range with glass cover	CVP	CVP	CVP	CVP
Stainless steel microwave with exhaust fan	CVP	CVP	CVP	CVP
Residential queen (60 in. x 80 in.) Serta® mattress with under-bed storage	CVP	CVP	CVP	CVP
Rain-proof bathroom power vent	CVP	CVP	CVP	CVP

4 STAR HANDLING PACKAGE (MANDATORY)

	HTTT	TT	HTFW	FW
Goodyear® Endurance® tires (made in the USA, load range 'E')	15"	16"	15"	16"
Dexter® Axles with Nev-R-Adjust® brakes and E-Z Lube® hubs	X	X	X	X
MORryde® CRE-3000™ rubberized suspension	X	X	X	X
Wet bolt fasteners, bronze bushings, and shock absorber prep	X	X	X	X

LUXURY PACKAGE (MANDATORY)

	HTTT	TT	HTFW	FW
Electric auto-leveling	N/A	N/A	LUX	X
Turning Point™ rotational pin box	N/A	N/A	LUX	N/A
2nd power awning	N/A	LUX	N/A	LUX
2nd "Whisper Quiet" A/C	N/A	LUX	N/A	LUX
JAYCOMMAND® "Smart RV" System	CVP	LUX	LUX	LUX
LED fireplace with 5,000 BTU electric space heater	OPT	LUX	OPT	LUX

HTTT TT HTFW FW

Drinking Water System™ (patent-pending)	N/A	LUX	N/A	LUX
Soft-close residential kitchen drawers	N/A	LUX	N/A	LUX
21 cu. ft. residential refrigerator with 1200W inverter	N/A	LUX	N/A	LUX
8 cu. ft. gas/electric refrigerator	CVP	N/A	LUX	N/A
Solid-surface kitchen countertop with bamboo sink cover and strainer	N/A	LUX	N/A	LUX
Washer/dryer prep	N/A	LUX	N/A	LUX

OPTIONS

HTTT TT HTFW FW

Dry Camping Package (generator prep & extra LP capacity)	N/A	N/A	OPT	OPT
Generator prep	OPT	OPT	N/A	N/A
Wireless observation camera kit	OPT	OPT	OPT	OPT
Tire Pressure Monitoring System (TPMS)	OPT	OPT	OPT	OPT
Overlander Solar Kit (solar controller and roof-mounted 190W panel)	OPT	OPT	OPT	OPT
Frameless dual-pane tinted safety-glass windows	OPT	OPT	OPT	OPT
Canadian Standards (CSA)	OPT	OPT	OPT	OPT
Electric stabilizer jacks (front and rear)	OPT	N/A	N/A	N/A
Electric auto-leveling system (in place of electric stabilizer jacks)	OPT	OPT	N/A	N/A
Custom contemporary or traditional interior design (industry first)	OPT	OPT	OPT	OPT
Free-standing rustic table with leaf and bench seat, 2 storage & 2 folding chairs	OPT	OPT	OPT	OPT
Free-standing rustic table with leaf and 2 storage & 2 folding chairs	OPT	OPT	OPT	OPT
Booth dinette (select models)	OPT	OPT	OPT	OPT
LED fireplace, 5,000 BTU electric heater (standard on select models)	OPT	LUX	OPT	LUX
Wall-hugger theater seating (standard on select models)	OPT	X	OPT	X
Tri-fold hide-a-bed sofa in place of theater seating (select models)	N/A	N/A	N/A	OPT
10 cu. ft. 12V refrigerator	OPT	N/A	OPT	N/A
13.5 cu. ft. gas/electric refrigerator (select models)	OPT	OPT	OPT	OPT
2nd A/C ducted in bedroom	OPT	LUX	OPT	LUX
Serta® 72 in. x 80 in. king-size mattress	OPT	OPT	OPT	OPT
Serta® 60 in. x 80 in. queen-size mattress in place of hide-a-bed sofa (select models)	N/A	OPT	N/A	N/A
32 in. LED TV in master bedroom	N/A	OPT	N/A	OPT

CVP - Customer Value Package **OPT** - Optional **LUX** - Luxury Package **X** - Standard

JAYCO DIFFERENCE

DIFFERENT IS BETTER

A Reputation for Craftsmanship

At Jayco, we've spent more than 50 years building a reputation for superior construction. We take great pride in knowing that our RVs are built to handle generations of family fun thanks to quality materials and innovative techniques. And it makes us even more proud to know that we stand behind every product with an industry-leading 2+3 warranty.



JaySMART™ Lighting

LED light system, which provides 360 degrees of driver intentionality

Jayco's exclusive, patent-pending JaySMART™ lighting system more clearly indicates braking, reverse travel and turn signals to others on the road or at camp.



50 percent Stronger

4,500 lbs. on a Jayco roof vs. other roofs



Jayco's roof **vs.** other roofs



Jayco's exclusive Stronghold VBL™ (vacuum bond lamination) wall construction process uses vacuum bonding to combine laminated fiberglass with welded aluminum framing, metal backers, decorative interior wall panels, and fiberglass exterior siding. This super-durable structure is designed specifically for heavy use and travel while still reducing weight.

1



DEXTER AXLE

DEXTER® AXLES WITH
NEV-R-ADJUST® BRAKES:

The Benchmark of the trailer industry!



DEXTER AXLE

DEXTER® WET BOLT FASTENERS
AND BRONZE BUSHINGS:

Resists the wear-and-tear of towing.



**MORRYDE® RUBBERIZED
SUSPENSION SYSTEM:**

Better absorbs and isolates road shock.



GOODYEAR® ENDURANCE® TIRES:

Made in the U.S.A. and featuring the patented Durawall® technology.



2 STRONGHOLD VBL™: Eagle flaunts the industry's strongest vacuum-bonded lamination. We laminate each sidewall, rear wall, slide room wall, and slide room end walls for 16 minutes at 144 tons of pressure, then use aluminum strips to conceal unsightly vertical lines.



3 HELIX WHISPER QUIET COOLING SYSTEM: Standard 15,000 BTU AC with specialty ducts dramatically reduces noise while increasing efficiency.

4 INSULATION: Double layer batt insulation and reflective foil in multiple areas (i.e. roof, front cap, floor, and FW cab over area).

5 BETTER BUILDING MATERIALS: Tongue-and-groove joined plywood is used to deck both the roof and the floor.



6 JAYSMART™ LIGHTING: Jayco's exclusive, patent-pending S.M.A.R.T. (Safety Markers And Reverse Travel) lighting increases safety and visibility.



7 MAGNUM TRUSS® XL5 ROOF SYSTEM: Withstands 4,500 pounds, 50 percent more than other RV roofs.

AWARDS

The award-winning Eagle brand is celebrating over 29 years of creating camping memories. No other fifth wheel brand in the RV industry can claim this history of success. The 2021 floor plan selection, unique features and options, construction, and eye appeal is better than ever.



**Eagle TT
340DROK**



**Eagle HT FW
24RE**



**Eagle HT FW
24RE**



**Eagle FW
319MLOK**



**Eagle HT TT
264BHOK**



**Eagle TT
334RLOK**



CLIMATE SHIELD

Extend your camping season with the Jayco Climate Shield.

It protects against extreme heat and extreme freezing—even in temperatures as high as 100 degrees or as low as zero degrees (Fahrenheit).*

BEDROOM	LIVING ROOM	KITCHEN	BATHROOM	HOLDING TANK
0°F 71°F	0°F 70°F	0°F 69°F	0°F 71°F	0°F 60°F
100°F 71°F	100°F 69°F	100°F 70°F	100°F 68°F	100°F 72°F

*Jayco tested RVs in zero degrees F and 100 degrees F weather over an extended period of time in a controlled environment, and all functions of the coach were fully operational. Testing was done in a completely controlled environment; therefore, temperatures during testing may not represent actual temperatures in nature and cannot account for elements such as wind or moisture. In actual use, unit may not perform as well. Supplier of cooling components does not guarantee anything better than 20 degrees difference from ambient temperature. In addition, outside components are subject to freezing and require steps to properly insulate. Jayco's limited warranty does not cover damage caused by freezing. To learn more about Climate Shield and testing done by Jayco, visit www.jayco.com.

JAYCOMMAND[®]

The JAYCOMMAND[®] system puts RVers in full control of their unit. The system was custom-built by our product development teams along with BMAPRO[®], so that owners can monitor and control key RV operations from a phone or a tablet.



Jayco, Inc. | P.O. Box 460 | Middlebury, IN 46540

See dealer for further information and prices. All information in this brochure and on www.jayco.com is the latest available at the time of publication approval. Jayco reserves the right to make changes and to discontinue models without notice or obligation. Photography may show optional equipment or props used for decoration purposes only. RVs built for sale in Canada may differ to conform to Canadian codes. JAYCO and the JAYCO BIRD IN FLIGHT are registered trademarks of Jayco, Inc. Printed in USA 11/20 ©2020 Jayco, Inc.

2+3 YEAR LIMITED STRUCTURAL WARRANTY

Travel With Confidence

NO ONE OFFERS A BETTER WARRANTY

At Jayco, we build our RVs to handle every adventure, then back them with our industry-leading 2+3 limited warranty. Our 2-year limited warranty has you covered for 2 camping seasons. That's 730 days. In addition, our 3-year structural limited warranty has you covered for 3 camping seasons or 1,095 days. You won't find a better limited warranty in the business, because the only strings that we attach are those that deliver the ultimate in reliability. That's the Jayco difference. So go explore. For a copy of our 2-year limited + 3-year structural limited warranty with complete terms and conditions, please contact your local Jayco dealer.



MADE IN USA

Featuring Durawall[®]
Technology - ENGINEERED
to help you tow with confidence



From the sales experience to service after the sale, we consider our dealers to be an important part of the Jayco family. Establishing a solid relationship with your local Jayco dealer is a key component in the enjoyment of your new Jayco. By purchasing from a local dealer, you will have a convenient location for sales, parts and service support. We hope you consider them a part of your camping family.

Meet your Jayco Dealer _____

Follow Jayco
#LetsJayco

