

Jayco | 2025 Granite Ridge Class C Motorhome



GRANITE RIDGE

THE ULTIMATE ADVENTURE COMPANION






OAKLEY



Wood




Floor



Countertop



Main Fabric

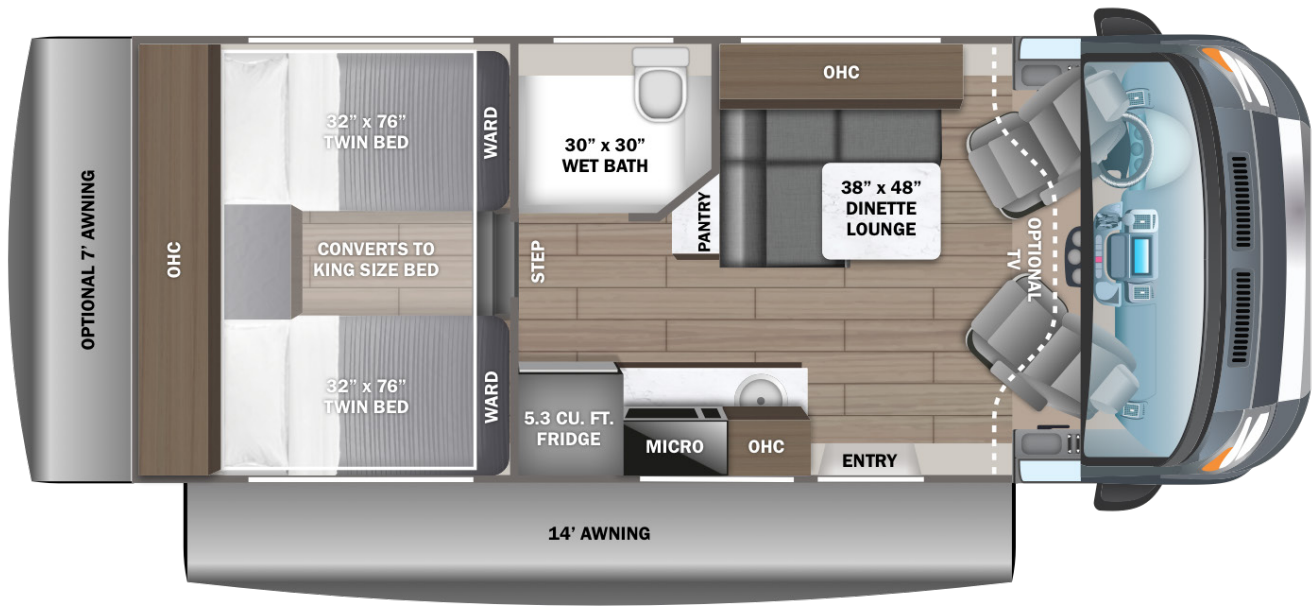


Furniture

GRANITE RIDGE



22T



EXTERIOR SELECTIONS



Standard Graphics Package



Graphics Delete

STANDARDS & OPTIONS

CUSTOMER VALUE PACKAGE

JRide®: Computer-balanced driveshaft, heavy-duty rear stabilizer bar, standard front stabilizer bar, Hellwig® helper springs and rubber isolation body mounts
 One-piece, seamless, fiberglass front cap
 Van Compass™ front and rear lift kit
 3.9kWh 12V lithium battery
 2,000W inverter
 360W roof mounted solar panel with dual controller
 Expandable side port with second dual bank controller for solar
 All-terrain tires
 Backup camera
 Aqua View® SHOWERMISER™ water management system
 Internal holding tanks

DRIVING

Ford® Transit 350HD AWD chassis
 156 in. wheelbase
 GVWR - 11,000 lb.
 GCWR - 15,000 lb.
 3.5L EcoBoost V6 310 HP engine with 400 ft.-lb. torque
 10-speed transmission
 3.73 limited slip axle
 250-amp alternator
 Matte black aluminum wheels
 Power anti-lock brakes with power steering
 (2) 12V AGM chassis batteries (70 amp-hr)
 31 gal. fuel tank (gas)
 12 in. SYNC 4 HD/NAV/IACC multi-function display
 4-way swivel driver and passenger seats
 Tilt and telescoping steering wheel
 Power-adjusting, heated side-view mirrors
 Intelligent adaptive cruise control
 Lane-keeping system
 Forward collision warning
 Pre-collision assist with automatic emergency braking (AEB)
 Post-collision braking
 SOS Post Crash Alert System™
 Driver and passenger airbags
 Safety Canopy® side-curtain airbags
 Ford® AdvanceTrac® with RSC® (roll stability control)
 Side wind stabilization
 Hill start assist
 SecuriLock® passive anti-theft system with engine immobilizer
 Autolocking drive away with crash unlocking
 Remote keyless entry
 FordPass™ Connect
 Tire pressure monitoring system (TPMS)
 Rain-sensing wiper system
 Automatic high-beam headlights
 Wiper-activated headlights
 Power windows and door locks
 Privacy shades for cab windows

EXTERIOR

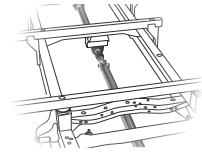
StrongholdVBL™ roof, floor and sidewalls
 Bead-foam insulation (R-24 max roof, R-9 max floor, R-8 max walls)
 One-piece, seamless, fiberglass roof
 Fiberglass exterior walls with partial paint and vinyl graphics
 Dual-pane acrylic windows
 Heated garage with L-track and (2) 120V charging ports
 Electric patio awning with auto-retract and LED lights
 Roof rack
 Collapsible exterior ladder
 Daytime running headlamps
 Cable TV hookup with RG-6 coax
 Winegard® Connect 2.0 4G/Wi-Fi/digital TV antenna
 2,800W gas generator with auto-gen start
 Portable solar plug
 30-amp electrical service with detachable power cord
 120V exterior outlet
 6 gal. propane tank (20 lb.)
 LP quick-connect hookup
 LED-lit holding tank valves
 Winterization drain system
 12V demand water pump
 Water filtration system
 Outside shower

INTERIOR

Custom-molded ABS cab-over with storage
 Soft-touch vinyl ceiling
 High-intensity LED ceiling lights
 Residential vinyl flooring
 Firefly Multiplex system - wall-mounted touchscreen and mobile app for total coach control
 13,500 BTU air conditioner
 17,000 BTU Timberline Binar 5D hydronic heating system with LED touchscreen control
 Cassette screens and night shades
 JBL® Flip 5 removable wireless Bluetooth speaker
 Adjustable table with multiple mounts
 5.3 cu. ft. 12V refrigerator
 Induction cooktop
 Convection microwave
 Stainless steel sink
 Pressed countertops
 (2) twin-size beds with filler cushion converts to king-size bed
 All-in-one wet bath with shower and cassette toilet
 Shower with curtain surround
 Powered roof vent in wet bath
 Medicine cabinet with mirror
 Seatbelts for driver/passenger seats and select cab locations
 Smoke alarm
 Carbon monoxide detector
 Fire extinguisher

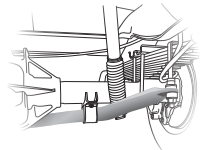
OPTIONS

32 in. Smart LED HD TV with cab and bedroom mounts
 Starlink satellite internet system
 7 ft. rear awning
 Pull-out exterior kitchen



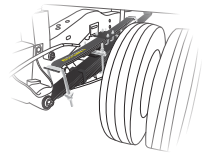
COMPUTER-BALANCED DRIVESHAFT

Ensures smooth and efficient power transfer to the wheels



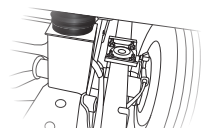
HEAVY-DUTY REAR STABILIZER BAR

Reduces the body roll of a vehicle during fast cornering or over road irregularities



HELLWIG® HELPER SPRINGS

Work with the chassis' existing springs to give the RV more support, improving stability under heavy loads



RUBBER ISOLATION MOUNTS

Positioned near the tires to absorb road shock, dampen noise and minimize vibrations

FLOORPLAN	GVWR (lbs.)	GCWR (lbs.)	FRONT GAWR (lbs.)	REAR GAWR (lbs.)	WHEEL BASE	OVERALL LENGTH	EXTERIOR HEIGHT WITH SATELLITE AND A/C	EXTERIOR WIDTH	INTERIOR HEIGHT	FRESH WATER CAPACITY (gal.)	GRAY WASTE WATER CAPACITY (gal.)	BLACK WASTE WATER CAPACITY (gal.)
22T	11,000	15,000	4,630	7,275	156"	22' 11"	11' 1"	85"	80"	53	51	4.75

Meet your Jayco Dealer



Scan QR code for specification definitions

Some specs at the time of print may include estimates. For the most updated information, please visit Jayco.com

Jayco, Inc. | P.O. Box 460 | Middlebury, IN 46540

See dealer for further information and prices. All information in this brochure and on www.jayco.com is the latest available at the time of publication approval. Jayco reserves the right to make changes and to discontinue models without notice or obligation. Photography may show optional equipment or props used for decoration purposes only. RVs built for sale in Canada may differ to conform to Canadian codes. JAYCO and the JAYCO BIRD IN FLIGHT are registered trademarks of Jayco, Inc. Printed in USA 5/24 ©2024 Jayco, Inc. 2032958



Jayco - Part of Jayco Family of Companies