

visa

BY GULF STREAM®
Made for today's mini van and SUV owners

Welcome to the world's back yard



Fuel Efficient

Lightweight

Aerodynamic

One-Piece Uni-Arch Seamless Fiberglass Roof

Vacuum-Bonded Composite-Built Walls

visa

BY GULF STREAM®



VISA by Gulf Stream is North America's most advanced lightweight travel trailer, featuring innovative floor plans, lightweight materials, premium features, and an aerodynamic one-piece laminated fiberglass roof that extends from the front hitch to the rear bumper.

The unique VISA design delivers unsurpassed weight, length and strength ratios, while providing great interior headroom and generous storage inside and out.

Our side wall composite will not rot, mildew or mold, and contains no formaldehyde.

Our pursuit of a lightweight, environmentally friendly, minimum-impact travel trailer has earned GREEN Certification and the respect of campers who want to protect the great outdoors while they enjoy it.



B (19ERD)



C (23CSK)



A (19ERD)



**D (Shown in 23CSK,
standard w/all walkaround queen beds)**

- A. Camper-approved VISA floor plans provide all the amenities of casual living in an efficient, attractive, comfortable travel trailer.
- B. Our Rear Dinette floor plans take advantage of large windows for natural light, beautiful views, and plenty of fresh air.
- C. Our 23CSK slide-out provides a U-shaped dinette and expanded living area; perfect for quiet evenings or entertaining friends.
- D. Several VISA floor plans feature a generous walk-around queen bed with perfectly placed cabinets, closets and lights (23CSK shown).
- E. Every VISA includes a full galley, spacious dry bath, roomy dinette, and deluxe sleeping accommodations in a fuel-efficient aerodynamic shape (23RBK shown).
- F. Great meals and fun snacks are easy in a VISA galley, with a 60/40 sink, cooktop, power range hood with light, hardwood cabinet doors, durable countertops and plenty of drawer storage. 6.2 cu. ft. refrigerator is standard, microwave is optional (19RBS shown).



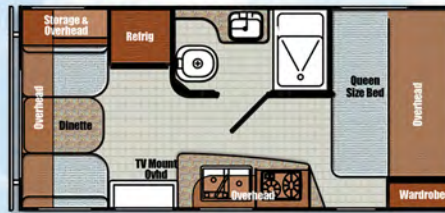
E (23RBK)



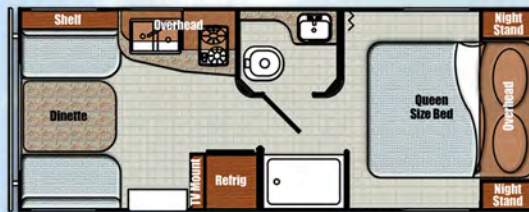
F (19RBS)



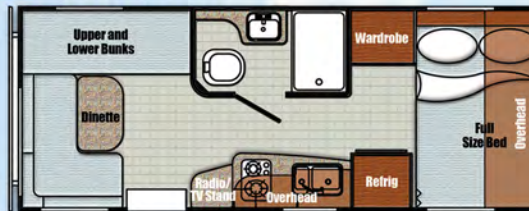
17RWD 20'0"; 2,570 lbs.



19ERD 22'11"; 2,762 lbs.



19RSD 22'11"; 2,832 lbs.



19RGU 22'11"; 2,802 lbs.



19RBS 22'11"; 2,921 lbs.

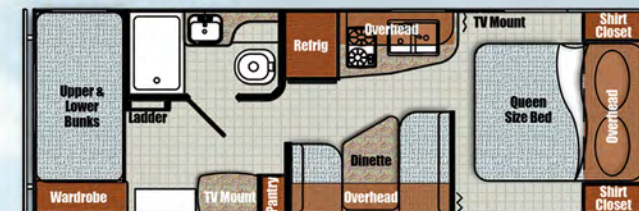
NEW!



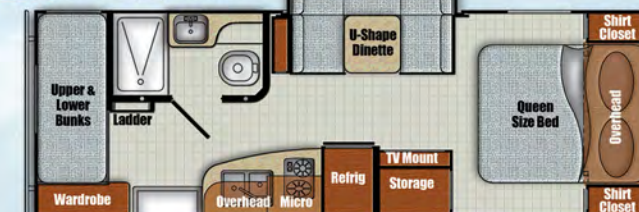
23RBK 25'11"; 3,502 lbs.



23BHD 25'11"; 3,530 lbs.



23CSK 25'11"; 3,720 lbs.



Specifications

Model	17RWD	19ERD	19RSD	19RGU	19RBS	23RBK	23BHD	23CSK
Length	20'0"	22'11"	22'11"	22'11"	22'11"	25'11"	25'11"	25'11"
Height w/AC	9'6"	9'6"	9'6"	9'6"	9'6"	9'11"	9'11"	9'11"
Dry Weight	2,570	2,762	2,832	2,802	2,921	3,502	3,530	3,720
Hitch Weight	230	330	400	350	380	370	380	430
Carrying Cap.	880	1,028	1,028	1,008	879	2,358	2,222	1,880
Fresh Tank	28 gal	28 gal	28 gal	28 gal	28 gal	28 gal	28 gal	28 gal
Grey Tank	30 gal	30 gal	30 gal	30 gal	30 gal	30 gal	30 gal	30 gal
Black Tank	30 gal	30 gal	30 gal	30 gal	30 gal	30 gal	30 gal	30 gal
Hot Water Htr	6 gal	6 gal	6 gal	6 gal	6 gal	6 gal	6 gal	6 gal
LP Capacity	40 lbs	40 lbs	40 lbs	40 lbs	40 lbs	40 lbs	40 lbs	40 lbs

Certified GREEN
by TRA Certification



For use of environmentally responsible processes, recycling & materials in VISA facilities & products. www.tragreen.com.

Specifications shown are approximate and are subject to change. Check the sticker on your unit for actual weights.

VISA STANDARDS

CONSTRUCTION

- One-Piece Uni-Arch Fiberglass Roof
- High-Gloss Fiberglass Exterior
- Vacuum Bonded Laminated Walls
- Welded Six-Sided Aluminum Cage
- 82" Interior Headroom
- Prewired for Roof A/C
- Monitor Panel
- Low Center of Gravity
- Lightweight Powder-Coated Steel Chassis
- Laminated Floor w/Lightweight Substrates
- Composite-Built Lightweight Sidewalls
- 3,500 lb. Torsion Single Axle w/Electric Brakes (17' & 19' Models)
- Tandem Axles w/Equi-Flex and Electric Brakes (23' Models)
- 14" Tires w/Aluminum Wheels

EXTERIOR

- Black Radius Tinted Windows
- Porch Light; Hitch Light
- LED Running Lights
- TV Signal Booster
- Entry Step Well
- Four Lightweight Stabilizer Jacks
- 26" x 72" Radius Entry Door w/Deadbolt Lock
- Easy-Lube Axles
- Two 20 lb. LP Bottles w/Cover and EZ-Access Lid
- 30 Amp Detachable 28' Marincor Power Cord
- 55 Amp Converter w/Charger & LED Indicators

INTERIOR

- 20,000 BTU Furnace w/Wall Thermostat
- 6 gal DSI Gas Water Heater
- Hardwood Cabinet Doors/Drawers
- Radius Valance Treatments
- Night Shades
- Designer Vinyl Flooring

BATH

- Aqua Magic IV Toilet w/Foot Flush
- High Velocity Bath Vent
- Medicine Cabinet w/Mirror
- Radius Shower Curtain
- Shower Surround
- 36" x 24" Shower
- Neo-Angle Shower (19RGU, 19RBS, 23RBK)
- Skylight (some models)

KITCHEN

- 2-Burner Cooktop
- * 2 or 3 Drawers w/Dual Metal Glides
- 3-Way 6.2 cu. ft. Euro Refrigerator
- Power Range Hood w/Light
- Designer High-Access Faucet

SAFETY

- Safety Chains, Break-Away Switch
- E-Z Escape Window
- Wall Mount Fire Extinguisher
- Combo LP and CO Detector
- Smoke Detector
- Electric Brakes

POPULAR OPTIONS

- 11.5K BTU Low Profile A/C
- Touch Screen Stereo w/2 Interior and Exterior Speakers
- 14" Spare Tire in Floor Drop-In
- Manual Awning
- Power Awning
- Outside Spray Port
- Safety Glass Windows
- Deluxe Foam Mattress
- Microwave Oven
- TV Antenna
- Radial Tires
- Power Tongue Jack
- Neo-Angle Glass Shower Door



2 YEAR WARRANTY

on structure and components

In addition to a standard one-year warranty, our exclusive Gulf Stream Coach Warranty gives you DOUBLE the protection with TWO YEARS of coverage on key structural components of your new VISA by Gulf Stream. That extended protection is also offered to Gulf Stream owners by many of the manufacturers that supply components for VISA units, including the refrigerator, antenna, furnace, water heater, air conditioner, awning, range, microwave and more. See the official Warranty for details and restrictions.

Designer-Approved Decor Choices

Casual "Chestnut" or geometric "Diamond," each chosen to complement the rich warm wood tones and to wear like iron in the demanding campside environment.



**CREATED BY OUR FAMILY
FOR YOUR FAMILY**

VISA by Gulf Stream Travel Trailers are built by Gulf Stream Coach, Inc., of Nappanee, Indiana, an independent family-owned, family-run company with over 30 years of experience and innovation behind it. Founded by campers for campers, and driven by the input of Owners and Dealers, Gulf Stream Coach continues to be a voice of independence and fresh new ideas.

**SEE THE NEWEST FLOOR PLANS,
STYLES, FEATURES & OPTIONS AT
www.gulfstreamcoach.com**

For complete product information see your local Gulf Stream Coach Dealer or visit us online at www.gulfstreamcoach.com. Gulf Stream Coach, Inc. reserves the right to change or discontinue features, specifications, colors, materials and components at any time without further notice. Not responsible for typographic errors. Photos may show optional features available at additional cost. Experience and review a current model at a Gulf Stream Coach Dealer near you. (c) 2012 Gulf Stream Coach Inc., Nappanee, Indiana USA. #VIS052012

visa
BY GULF STREAM®

Your VISA by Gulf Stream Dealer:

