



# Della Terra

TRAVEL TRAILERS



*Della Terra*

TRAVEL TRAILERS



[EastToWestRV.com/DellaTerra](http://EastToWestRV.com/DellaTerra)

A DIVISION OF FOREST RIVER



**Della Terra 312BH**  
 (Features Our Silver Birch Interior, Designer Countertops, Stainless Steel Appliances, High Rise Faucet & Undermount Farmhouse Sink)



**Bathroom**  
 (Porcelain Toilet Standard)



**Kitchen**



**King Size Bed**  
 (Standard in All Models)



**Bunk Room**



**31" Electric Fireplace**  
 (Built-in Option for all Slide Models)



**Universal Docking Station & Fully Finished Pass-Thru Storage**




**Outside Kitchen**  
 (Optional on Some Models)



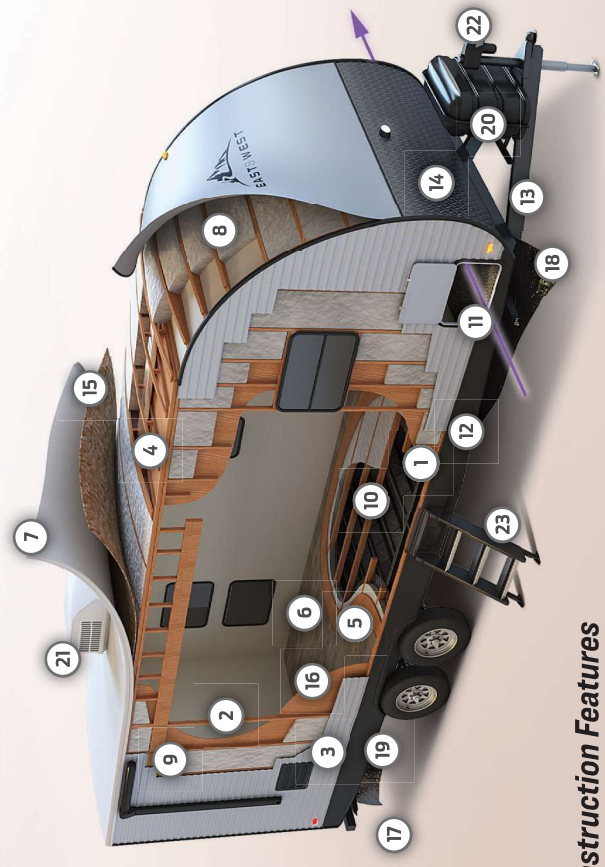
**Extended Storage Drawers Under Dinette On Roller Guides**



**Power Tongue Jack with LED Light**



**MORyde StepAbove® Triple Entry Solid Step**



**Construction Features**

- 1 2" x 3" Floor Joists 12" on Center
- 2 2" Wall Construction on a 16" Center
- 3 Aluminum Siding
- 4 5" Bowler Truss Roof Rafters
- 5 5/8" Tongue & Groove Plywood Floor Decking
- 6 One-Piece Composite™ Lumber Flooring
- 7 One-Piece Seamless DuraFlex™ Roof (12 Year Manufacturer Defect Warranty)
- 8 R-7 Fiberglass Insulation Throughout
- 9 13 PV Gross Micro-Laminated Beam Header Above Slide Out
- 10 Chambered Chassis
- 11 Fully Finished Pass-Thru Storage
- 12 Smooth Metal Skirting
- 13 Automotive Deposition Coated Frame
- 14 Diamond Plate Rock Guard
- 15 3/8" Roof Decking (Full Walk-On Roof)
- 16 One Piece Lumber Flooring with Quick Cord
- 17 Tinted Safety Glass Windows
- 18 Full Enclosed & Heated Underbelly with Anti-Puncture Underbelly Wrap
- 19 Enclosed Tanks
- 20 LP Bottle Cover With Easy Access
- 21 15,000 BTU Ducted Roof, High Output A/C with Quick Cord
- 22 Electric Power Tongue Jack with LED Light
- 23 MORyde StepAbove® Triple Entry Solid Step

\* EQUIVALENT THERMAL RESISTANCE, R-VALUE

# Della Terra Standards & Options

## Interior Features

- ▶ Mortise And Tenon Shaker Style Cabinets
- ▶ 12-Volt Exhaust Fan and Light
- ▶ Shelving in Overhead Kitchen Cabinets
- ▶ Wood Drawers with Furniture Grade Plywood Sides
- ▶ TV & Cable Prep in Living Room and Bedroom
- ▶ Furnace w/ Digital Thermostat
- ▶ 35k BTU Furnace
- ▶ Strut Lifted Storage Under King Bed
- ▶ Increased Foot Space at The Foot of Bed
- ▶ Solid Bedroom Privacy Doors

## Security & Safety Features

- ▶ LP Leak, Smoke & Carbon Monoxide Detectors
- ▶ Fire Extinguisher
- ▶ Welded Heavy Duty Safety Chains
- ▶ Electric Brakes (All Wheels)
- ▶ GFCI Receptacles
- ▶ ANSI 119.2 Certified
- ▶ Meets all National Highway Administrative Specifications
- ▶ RVIA Approved Product

## Explore Comfort Package

- ▶ 81" Interior Ceiling Height
- ▶ 10.7' Cubic Foot Stainless Steel Refrigerator
- ▶ Solid Bedroom Door W/A Cable/Satellite Ready
- ▶ USB Charging Stations (Beds, Bunks, & Tables W/A)
- ▶ 3-Burner Range W/ Glass Cover & Oven
- ▶ 48" Dinette W/A With Pullout Storage Drawers On Roller Guides
- ▶ 31" Built In Fireplace (261RB, 271BH, 291RK, 291BH, 292MK, 312BH, 323QB)
- ▶ Porcelain Foot Flush Toilet
- ▶ Interior LED Lights
- ▶ Window Valance Package With Black Night Shades
- ▶ Seamless Designer Countertops
- ▶ 2-Zone Sound System With Bluetooth & HDMI Connectivity
- ▶ 35,000 BTU Furnace
- ▶ Extra Large Dinette Picture Windows
- ▶ Upgraded Congoleum® Designer Linoleum Flooring
- ▶ Marine Grade Woven PVC Flooring In Slide-Outs \*No Carpet\*

## Adventure Outdoor Package

- ▶ Universal Docking Station with Battery Disconnect
- ▶ Water Heater Bypass
- ▶ ABS Tub Surround
- ▶ Radial Tires
- ▶ Fender Skirt
- ▶ Power Awning with LED Lights
- ▶ Outside Shower with Hot & Cold Water
- ▶ Winegard® Air-360+ HDTV Antenna WiFi
- ▶ Prep 4G LTE Prep
- ▶ Backup Camera Prep
- ▶ MORryde® Solid Step Above Entrance
- ▶ Triple Step
- ▶ True Solar Prep Roof Mounted MC4 with Pre Wire
- ▶ Black Tank Flush
- ▶ Exterior LED Lights
- ▶ Detachable Power Cord
- ▶ Power Tongue Jack with LED Light
- ▶ Welded Exterior Swing Arm Entry Assist Handle
- ▶ Stabilizer Jacks
- ▶ Two Marine Grade Exterior Speakers
- ▶ Tinted Windows
- ▶ Upper Bunk Window
- ▶ R.V.O. Quick Disconnect W/A

## Mandatory Options

- ▶ King Bed - 72" X 80"
- ▶ Enclosed & Heated Underbelly
- ▶ Enclosed Holding Tanks
- ▶ Electric Flush Floor Slide Outs W/A 15,000 BTU Ducted Air Conditioner with Quick Cool
- ▶ Upgraded Interior Design Package

## Options

- ▶ Goodyear® Tires (Mandatory All Models)
- ▶ Goodyear® Spare Tire & Carrier
- ▶ Upgraded Aluminum Rim Package
- ▶ Electric Stabilizer Jacks
- ▶ Theater Seating (Slide Models)
- ▶ Tri-Fold Sofa
- ▶ Large 40" LED TV With Bracket
- ▶ Medium 32" LED TV with Bracket
- ▶ 50 Amp Service with 2nd Air Prep
- ▶ 50 Amp Service 2nd Air
- ▶ Outside Kitchen\*
- ▶ Available on The Following: 250BH, 271BH, 291BH, 312BH, 323QB

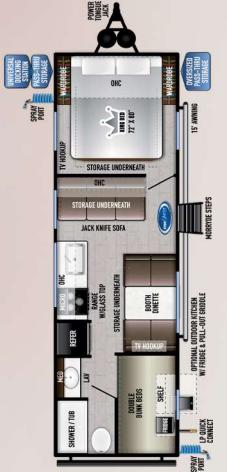
\*W/A: Where Applicable

200 RD



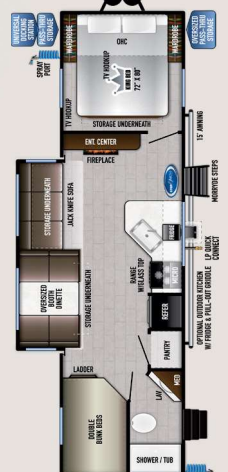
DRY HITCH (LBS.): 575 UJVW (LBS.): 5,418 CGG (LBS.): 2,157 LENGTH W/HITCH: 28' 2"  
EXTERIOR HEIGHT: 10' 10" WIDTH: 96" TANKS (F/G/B): 40 / 30 / 30 AWNING: 14'

250 BH



DRY HITCH (LBS.): 715 UJVW (LBS.): 5,319 CGG (LBS.): 2,396 LENGTH W/HITCH: 31' 1"  
EXTERIOR HEIGHT: 10' 10" WIDTH: 96" TANKS (F/G/B): 40 / 30 / 30 AWNING: 15'

271 BH



DRY HITCH (LBS.): 765 UJVW (LBS.): 6,835 CGG (LBS.): 2,750 LENGTH W/HITCH: 34' 4"  
EXTERIOR HEIGHT: 11' 0" WIDTH: 96" TANKS (F/G/B): 40 / 60 / 30 AWNING: 15'

291 RK



DRY HITCH (LBS.): 809 UJVW (LBS.): 6,935 CGG (LBS.): 2,774 LENGTH W/HITCH: 34' 4"  
EXTERIOR HEIGHT: 11' 2" WIDTH: 96" TANKS (F/G/B): 40 / 60 / 30 AWNING: 15'

312 BH



DRY HITCH (LBS.): 935 UJVW (LBS.): 8,623 CGG (LBS.): 2,712 LENGTH W/HITCH: 38' 0"  
EXTERIOR HEIGHT: 11' 3" WIDTH: 96" TANKS (F/G/B): 40 / 60 / 30 AWNING: 15'

230 RB



DRY HITCH (LBS.): 565 UJVW (LBS.): 4,976 CGG (LBS.): 2,589 LENGTH W/HITCH: 28' 1"  
EXTERIOR HEIGHT: 10' 10" WIDTH: 96" TANKS (F/G/B): 40 / 30 / 30 AWNING: 15'

261 RB



DRY HITCH (LBS.): 775 UJVW (LBS.): 6,473 CGG (LBS.): 3,102 LENGTH W/HITCH: 30' 6"  
EXTERIOR HEIGHT: 11' 2" WIDTH: 96" TANKS (F/G/B): 40 / 60 / 30 AWNING: 15'

291 BH



DRY HITCH (LBS.): 1,190 UJVW (LBS.): 8,928 CGG (LBS.): 1,662 LENGTH W/HITCH: 37' 8"  
EXTERIOR HEIGHT: 11' 3" WIDTH: 96" TANKS (F/G/B): 40 / 60 / 30 AWNING: 15'

292 MK



DRY HITCH (LBS.): 1,063 UJVW (LBS.): 7,407 CGG (LBS.): 2,456 LENGTH W/HITCH: 36' 1"  
EXTERIOR HEIGHT: 11' 3" WIDTH: 96" TANKS (F/G/B): 40 / 60 / 30 AWNING: 11'

323 QB



DRY HITCH (LBS.): 996 UJVW (LBS.): 8,745 CGG (LBS.): 2,951 LENGTH W/HITCH: 37' 5"  
EXTERIOR HEIGHT: 11' 3" WIDTH: 96" TANKS (F/G/B): 40 / 60 / 30 AWNING: 15'



Scan this barcode to learn more about us!

## OUR COMPANY TAKES PRIDE IN OUR FIVE GUIDING PRINCIPLES AND OUR CORPORATE PHILOSOPHY

which focuses on people working together to create high quality, value-added products that deliver the ultimate RV experience.

### Sustainable Manufacturing

An important objective to our strategy and operations is to implement economically sound manufacturing processes to reduce/recycle waste & conserve energy and natural resources.

### Corporate & Social Responsibility

We foster a business environment in which we focus on and practice:

- Ethical Labor Practices
- Teamwork
- Philanthropy
- Volunteering

### Culture & Values

We are a forward thinking company committed to fostering a culture of teamwork. By being transparent, we encourage our employees to think outside the box and make a difference!

### Quality & Construction

Our team takes pride in each unit we build. Our manufacturing standards and point to point inspections ensure each EAST TO WEST brand is built to the same quality specifications every time.

### Our Commitment

We strive to provide the highest quality products at the best possible price to our customers. We invite you to be a part of the EAST TO WEST family and we look forward to exceeding your expectations!



### 24/7 EMERGENCY ROADSIDE ASSISTANCE WITH VEHICLE PURCHASE\*

- TOWING
- JUMP-STARTS
- TIRE CHANGES
- FLUID DELIVERY
- LOCKOUT SERVICE
- WINCH-OUT
- MOBILE MECHANIC
- TECHNICAL SUPPORT
- DEALER LOCATOR SERVICES



\*VALID FOR 1 YEAR FROM DATE OF PURCHASE



Learn More  
Scan this bar code using a QR reader on your smart phone to learn more about Forest River.



A Berkshire Hathaway company.

3000 COUNTY ROAD 6 WEST ELKHART, IN 46514  
WWW.EASTTOWESTRV.COM 574-264-6664

**FREE MEMBERSHIP**  
to Forest River Owners' Group  
[www.forestriverfrog.com](http://www.forestriverfrog.com)



East To West RV  
@easttowestrv

[www.ForestRiverBuyLocal.com](http://www.ForestRiverBuyLocal.com)

CUSTOMER SATISFACTION



PRODUCT INFORMATION  
PREFERENTIAL SERVICE

### SPECIFICATION DEFINITIONS

**GVWR (Gross Vehicle Weight Rating)** - is the maximum permissible weight of the unit when fully loaded. It includes all weights, including all fluids, cargo, optional equipment and accessories, for safety and product performance do NOT exceed the GVWR.

**GAWP (Gross Axle Weight Rating)** - is the maximum permissible weight, including cargo, fluids, optional equipment and accessories that can be safely supported by a combination of all axles.

**UVW (Unloaded Vehicle Weight)\*** - is the typical weight of the unit as manufactured at the factory. It includes all weight at the unit's axle(s) and tongue or pin and P-Box. The UVW does not include cargo, fresh potable water, additional optional equipment or dealer installed accessories.

\*Estimated average based on standard build optional equipment.

**CCC (Cargo Carrying Capacity)\*\*** - is the amount of weight available for fresh potable water, cargo, additional optional equipment and accessories. CCC is equal to GVWR minus UVW. Available CCC should accommodate fresh potable water (8.3 lbs per gallon). Before filling the fresh water tank, empty the black and gray tanks to provide for more cargo capacity.

\*\* Estimated average based on standard build optional equipment.

Each Forest River RV is weighed at the manufacturing facility prior to shipping. A label identifying the unloaded vehicle weight of the actual unit and the cargo carrying capacity is applied to every Forest River RV prior to leaving our facilities.

The load capacity of your unit is designated by weight, not by volume, so you cannot necessarily use all available space when loading your unit.



### PRE-DELIVERY INSPECTION FACILITY

20,000 square feet of quality assurance. The bare essentials for a premium product. This state-of-the-art facility gives immediate daily feedback to production for quality assurance in every unit built.

YOUR *Della Terra* DEALER

All information contained in this brochure is believed to be accurate at the time of publication. However, during the model year, it may be necessary to make revisions and Forest River, Inc., reserves the right to make all such changes without notice, including prices, colors, materials, equipment and specifications as well as the addition of new models and the discontinuance of models shown in this brochure. Therefore, please consult with your Forest River dealer and confirm the existence of any materials, design or specifications that are material to your purchase decision. ©2016 U.S.A. FPR 1816 284V 2017 0110