



BRINKLEY

RE-CREATING THE RV EXPERIENCE



WHO IS BRINKLEY RV?

Our ownership team is comprised of five equal partners representing decades of RV experience. We have a strong track record of creating and influencing some of the industry's most successful RV companies, including many of today's top-selling fifth wheel and travel trailer brands.



We've noticed a distinct shift in the RV industry in recent years and felt a sense of responsibility to our customers to re-ignite cutting-edge innovation and bring back customer-driven product designs that will raise the bar for everyone. More importantly, we saw a gradual decline in quality and a skewed perception of what it means to take care of the customer. We are excited to prove to our customers that there is a better way. **We are passionate and committed to building high-quality RVs and servicing them like never before!** We encourage you to research us and Brinkley RV. The more you know about us, the more you'll see that we're building something different. We are relentless in our pursuit of the **ULTIMATE CUSTOMER EXPERIENCE!** We will never stop in our quest to be the best and most reputable RV manufacturer in the industry.

Thank you so much for learning more about Brinkley RV. We sincerely want to be spectacular and earn the strongest reputation in the industry. We will never quit pursuing the ultimate customer experience — **YOU HAVE OUR WORD!**

Model Ryan H. Sullivan
Ron Ferrell

A FEW THINGS BRINKLEY IS DOING DIFFERENTLY



PRODUCT DESIGN

The owners of the company are responsible for product design. They are passionate about living the RV lifestyle and testing them firsthand in order to create phenomenal products. The look, the features, and the quality levels are all driven by the insights they have collected from speaking with customers, addressing problems, and using the RVs before bringing them to market. We like to live by the mentality, *"When you live the lifestyle, you become the customer."* **We started each product line by identifying all the issues that have plagued our industry for years and built the solutions into the design.** We challenged existing processes, materials, technology, and even our suppliers to deliver a better quality coach we could be proud of.



TAKING CARE OF YOU, OUR CUSTOMER

We will do what is right! We strive for perfection, but unfortunately, problems will arise. When they do, **WE HAVE YOUR BACK** and will do what it takes to get you back on the road. We do this by supporting our dealers and working hand in hand with them regarding service to make it as seamless as possible. We are also committed to quickly and accurately expediting parts to ensure you get back on the road as soon as possible.



PRIVATE COMPANY

We have all worked for privately held and publicly traded companies, and there are certainly benefits to both. Today, almost every RV company is publicly traded. However, when you are developing your culture, responding quickly to the market, and making decisions that impact your customers, it is a huge advantage to be private, like Brinkley RV. Sometimes even well-intentioned public RV companies are under too much pressure to create short-term gains at the expense of long-term quality and creating customers for life!

We invite you to learn more about the brand, our people, and the Brinkley Way. Watch an interview with our owners and the team at BrinkleyRV.com/interviews



QUALITY

Everyone talks about quality, but it is incredibly disappointing what most of our industry is delivering. We are dedicated to producing the highest quality RVs. It begins with **intelligent designs** and a steadfast **commitment to quality** throughout the organization. However, it takes robust checkpoints to confirm that we deliver on our promise. In addition to production line checkpoint inspections, each and every Brinkley undergoes a vigorous off-road simulation and a battery of testing through our PDI process, covering over 500 items before your RV ships to the dealer. We have committed a tremendous amount of time and effort on the front end to **KEEP YOU CAMPING AND OUT OF THE SERVICE SHOP!**



Model Z

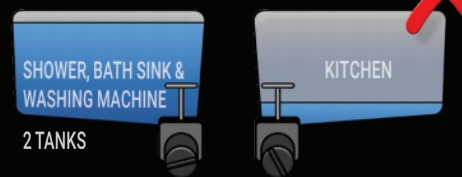


G 3500, G 4000 & G 3950

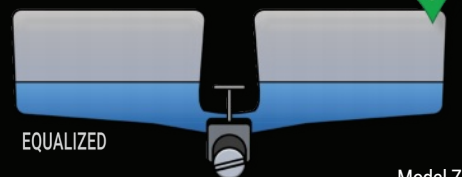


Model Z & G

TYPICAL GRAY TANK SYSTEM



BRINKLEY TRUE GRAY TANK CAPACITY



EQUALIZED

Model Z & G



Model Z & G



Model Z & G

KEY FEATURES

- Automotive Exterior with Brinkley Automotive-Grade Sealant Package
- Commercial Grade H-Rated 16 Ply Cooper Tires on 17.5" Custom Aluminum Wheels
- Brinkley On-Command™ Docking & Utility Center with 65' Retractable Hose
- True Tank Sizes with Upgraded Holding Tank Capacities (Insulated & Heated)
- Electric Waste Valves with Indicator Light & Manual-Override (Enclosed & Heated)
- Hot/Cold Exterior Spray Ports on Campside & Off-Campside
- Basement Utility Access with Removable Sliding Doors
- Oversized Entry Door with Keyless Entry, Child/Pet Defender Screen Protector, & Screen Assist – Bounceback Technology
- Extra-Wide Tip-To-Clean Entry Steps & a Telescoping Entry Grab Handle that Extends to Bottom Step
- Modern Square Euro Frameless Windows (Opens 6") with Integrated Window Screens, Insulated Blackout Blinds & NO Valances
- Residential Interior with Brinkley CraftSense™ Wood Trim Construction
- Premium Residential Drawers with Dovetail Joints
- Dual Pull-Out Trash Bins with Stow 'N Go Paper Towel Holder
- Residential Kitchen with a Farmhouse Sink & Adjustable Shelving in the Pantry
- Well-Placed Outlets with USB & USB-C High-Speed Charging Stations
- Residential 9" Memory Foam Mattress
- Cordless Vacuum Prep with Outlet in Closet/Wardrobe

MODEL Z

THE ALL-NEW BRINKLEY MID-SIZED LUXURY FIFTH WHEEL IS IN A CLASS OF ITS OWN...

Featuring an automotive exterior with a residential interior, yielding NO COMPROMISE. It's destined to change the RV ownership experience. Whether you're a weekend camper or a full-time RVer, Model Z offers features and amenities that will appeal to all camping enthusiasts.



For Pricing & To Learn More



BrinkleyRV.com

MODEL Z 2900

- Length 32' 11"
- GVWR 14,495 lbs.
- Queen Bed w/ Nightstands
- Wardrobe w/ Dresser
- Walk-Through Bath
- Entry Hall Closet



MODEL Z 3100

- Length 34' 11"
- GVWR 14,995 lbs.
- Walk-In Closet
- King Bed w/ Queen Optional
- Washer & Dryer Prep



MODEL Z 3110

PRE-PRODUCTION PREVIEW

- Length 34' 11"
- GVWR 15,495 lbs.
- Rear Double Bunks (54"x74")
- Removable Table
- Queen Bed w/ Nightstands
- Wardrobe w/ Dresser
- Walk-Through Bath
- Entry Hall Closet



MODEL Z 3400

PRE-PRODUCTION PREVIEW

- Length 38' 11"
- GVWR 16,995 lbs.
- Model Z Multi-Function Pull-Out Dinette/L-Desk
- Outdoor Kitchen & Patio w/ Fridge & 50" TV
- King Bed w/ Queen Optional
- Large Walk-Through Bath
- Entry Hall Closet
- Washer & Dryer Prep



MODEL Z 3610

- Length 41' 9"
- GVWR 17,695 lbs.
- Bonus Room: Bunkhouse, Office, 2nd Living, Flex Space
- Walk-In Closet
- King Bed w/ Queen Optional
- Washer & Dryer Prep



* Length is measured from pin to the back wall of the coach.

** Optional equipment & props may be shown. All content is subject to change without notice. Please consult with your dealer for current information.

MODEL Z HOT FEATURES

	2900	3100	3110	3400	3610	
CHASSIS	Commercial Grade H-Rated 16 Ply Cooper Tires w/ Banded Tire Pressure Monitoring & Wireless Display	•	•	•	•	
	One-Touch Auto Leveling w/ Wide-Stance Jacks	•	•	•	•	
	Heavy Duty 7k lbs. Axles w/ 8k lbs. Leaf Springs	•	•	•	•	
	Heavy Duty 8k lbs. Axles w/ 8k lbs. Leaf Springs	•	•	•	•	
	Fully Enclosed & Heated Underbelly	•	•	•	•	
EXTERIOR & STORAGE	INDUSTRY FIRST Modern Square Euro Frameless Windows w/ 6" Openings	•	•	•	•	
	Modern Dual Pane Square Euro Frameless Windows w/ 6" Openings	0	0	0	0	
	Exterior Speakers w/ Campside Controls & Bluetooth	•	•	•	•	
	Exterior Fridge & Storage Drawers w/ Work Surface	•	•	•	•	
	Backup Camera & Wireless Monitor	•	•	•	•	
	Large Pass-Through Storage Compartment	•	•	•	•	
	Upgraded Deluxe Entrance Package w/ Keyless Entry	•	•	•	•	
	UTILITIES	370 Watt Solar Panel (740 Watt Ready) w/ 50 Amp MPPT Solar Controller (Inverter Prep & Lithium Ready)	•	•	•	•
		Pre-Wired For Generator	•	•	•	•
		Thermaflox® No Kink No Tear Heat Ducts	•	•	•	•
INDUSTRY FIRST Brass Plumbing Fittings		•	•	•	•	
65' Retractable City Water Hose		•	•	•	•	
Electronic Waste Valves w/ Manual-Override		•	•	•	•	
Dual 30 lbs. LP Tanks w/ LP IQ (Room for 40 lbs.)		•	•	•	•	
INTERIOR LIVING SPACE		Brinkley CraftSense™ Wood Trim Construction	•	•	•	•
		Integrated Window Screens & Insulated Blackout Blinds	•	•	•	•
		Pull-Out Storage for 'Stewy' w/ Removable Pet Bowls	•	•	•	•
	SEGMENT FIRST DUAL Flush Floor Slides	•	•	•	•	
	Televator w/ 50" TV & Fireplace	•	•	•	•	
	Premium Residential Drawers w/ Dovetail Joints	•	•	•	•	
	Sliding Desk/Dining Table w/ Extending Leaves	•	•	•	•	
	Dual Pull-Out Trash w/ Stow 'N Go Paper Towel Holder	•	•	•	•	
	Large Pantry w/ Adjustable Shelves & Appliance Outlet	•	•	•	•	
	Marine Grade LED Shower Lighting	•	•	•	•	
INTERIOR LIVING SPACE	Backlit Recessed Bathroom Medicine Cabinet	•	•	•	•	
	Toilet Paper Holder w/ Magnetic Travel Keeper	•	•	•	•	
	9" Memory Foam Queen Mattress & Nightstands	•	0	0	0	
	Dimmable Main & Bedroom Lights	•	•	•	•	
	Bonus Room Sleeps 4: Sofa Bed (48"x72"), Trundle Bed (32"x72"), Overhead Flip Bunk (32"x72") w/ Dresser, 50" TV & Pull-Out Desk (27"x41.5")	•	•	•	•	
	Dual Motion Activated LED Bed Lights	•	•	•	•	
	Cordless Vacuum Prep w/ Outlet in Closet/Wardrobe	•	•	•	•	


• Standard 0 Option



Z 2900, Z 3100 & Z 3610



Z 2900, Z 3100, Z 3400 & Z 3610



Z 2900

	2900	3100	3110	3400	3610
UVW	11,674 lbs.	11,923 lbs.	11,934 lbs.	13,698 lbs.	14,695 lbs.
GVWR	14,495 lbs.	14,995 lbs.	15,495 lbs.	16,996 lbs.	17,695 lbs.
Hitch Weight	2,081 lbs.	2,142 lbs.	2,108 lbs.	2,391 lbs.	2,591 lbs.
Exterior Length	32' 11"	34' 11"	34' 11"	38' 11"	41' 9"
Height w/ AC	13' 2"	13' 2"	13' 2"	13' 3"	13' 4"
Exterior Width	96"	96"	96"	96"	96"
Bedroom / Bath Ht.	79 1/2"	79 1/2"	79 1/2"	79 1/2"	79 1/2"
Slide Ht.	76"	76"	76"	76"	76"
Wheels & Tires	215/75 R17.5 H-Rated (16-ply)	215/75 R17.5 H-Rated (16-ply)	215/75 R17.5 H-Rated (16-ply)	215/75 R17.5 H-Rated (16-ply)	215/75 R17.5 H-Rated (16-ply)
Fresh Water Cap.	75 gal.	75 gal.	75 gal.	75 gal.	75 gal.
Grey Water True Cap.	90 gal.	90 gal.	90 gal.	90 + 45 gal.	90 gal.
Black Water Cap.	45 gal.	45 gal.	45 gal.	45 gal.	45 gal.

MODEL G

A FIFTH-WHEEL TOY HAULER WITHOUT COMPROMISE!

Developed & tested by RVers to create a true luxury toy hauler, the G line offers dozens of intelligently designed features, an automotive exterior, and an interior with a style that's unmatched. Best-in-class massive 3-way pass-through storage with quick access slide trays means you have a spot for everything. The garage is not only space for your toys, it's an extension of the well-designed residential interior that easily adapts to a garage on travel days.



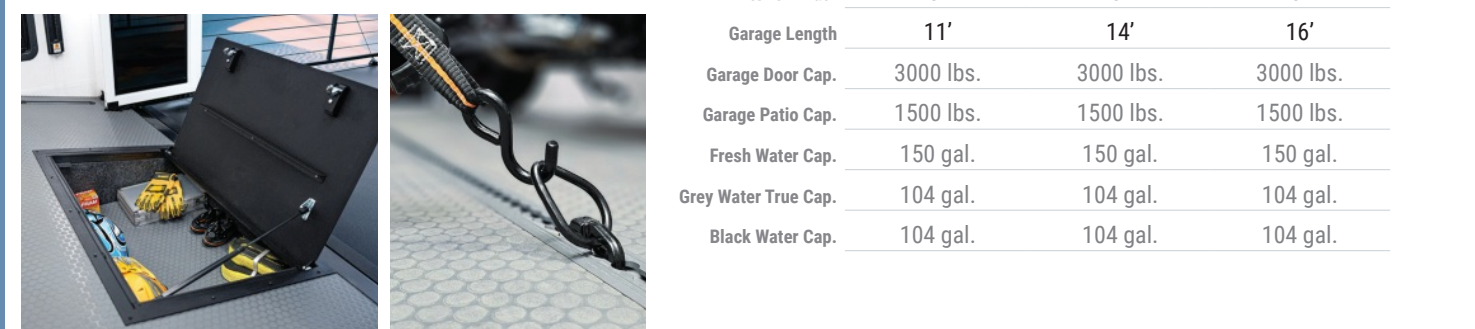
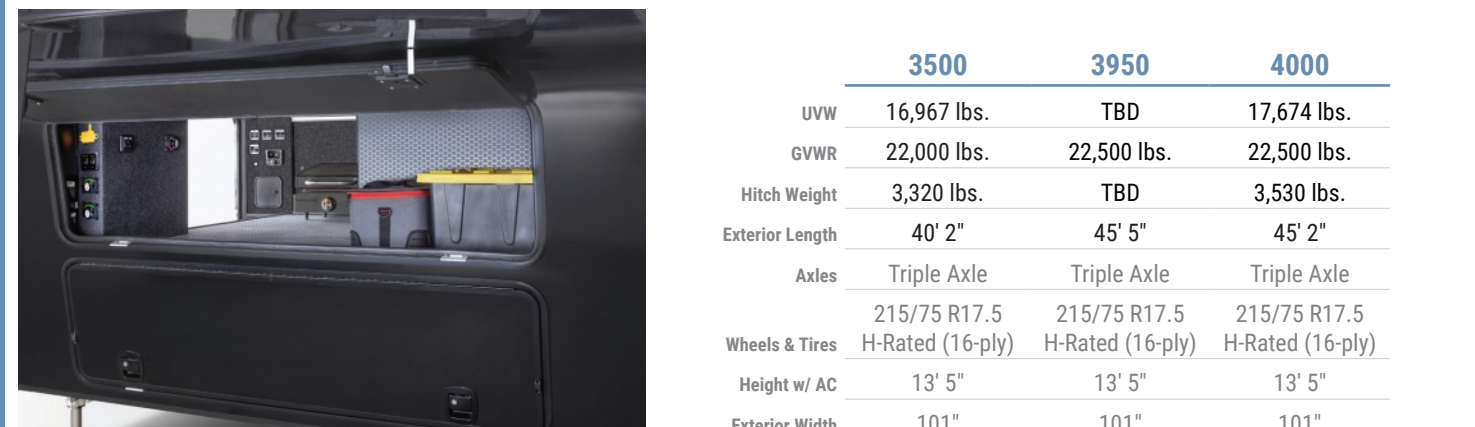
For Pricing & To Learn More



BrinkleyRV.com

MODEL G HOT FEATURES

	3500	3950	4000	
EXTERIOR & STORAGE	3-Way Pass-through Storage w/ Multi-Functional Flip-Up Bulkhead Walls (Best-in-Class)	•	•	•
	Under I-Beam Storage – Industry 1st (Patent Pending)	•	•	•
	3x 48" MORryde Storage Drawers (250 lbs. Cap. ea.)	•	•	•
	Air Compressor (135 PSI) w/ 40' Retractable Air Hose	•	•	•
	65' Retractable City Water Hose	•	•	•
	Electronic Waste Valves w/ Manual-Override	•	•	•
	Square Euro Frameless Windows w/ 6" Openings	•	•	•
	Dual Pane Sq. Euro Frameless Windows w/ 6" Openings	0	0	0
	Window Integrated Screens & Insulated Shades	•	•	•
	MAX-Vision™ Reverse Lighting (Includes High-Lumens Under-Bumper Lights + Awning, Underbody, & Flood Lights)	•	•	•
Slideout Toppers	0	0	0	
Oversized 76"x30" Deluxe Main Entry Door w/ Keyless Entry & Telescoping Entry Grab Handle	•	•	•	
TOWING	30k Gen-Y® Executive Torsion Flex Hitch (25k Goose Opt)	0	0	0
	3x 7k Axles w/ 8k Springs w/ ABS (8k w/ Disc Optional)	0	0	0
	SumoSprings® (For Stability, 68% Reduction in G-Forces)	•	•	•
	Commercial Grade H-Rated Cooper 16-Ply Tires	•	•	•
High-Performance Suspension Equalizer System	•	•	•	
ELECTRONICS & POWER	Rockford Fosgate – Model G Exclusive:	•	•	•
	4x Independent Zones, 12x Speakers, 3x Amps, 2x Subs	•	•	•
	Brinkley Smart-Command™ Center	•	•	•
	Rear & Side Camera System w/ Wireless 7" Screen	•	•	•
	TravelFi® XTR Wi-Fi Router & Extender w/ Roof Antenna & LTE Virtual SIM	•	•	•
	5500 Watt w/ Dual Fuel Inverter Generator (Gas or LP)	P	P	P
	800w of Solar Panels w/ 200 Ah of Lithium Batteries (Self-Heating) & 3000w Inverter	•	•	•
	GE Energy Star 19 Cu. Ft. Fridge w/ Ice & Filtered Water	•	•	•
	INDUSTRY FIRST 12v Heated Ice Maker Line	•	•	•
	3-Stage Water Filtration System (Plus Fridge Filter)	•	•	•
INTERIOR	Residential Interior w/ Brinkley CraftSense™ Wood Trim	•	•	•
	On Demand Tankless Water Heater	•	•	•
	Pull-Out Pantry & Linen Closet w/ Adjustable Shelves	•	•	•
	Queen Bed w/ 9" Residential Memory Foam Mattress	0	0	0
	Dual Motion Activated LED Bed Lights	•	•	•
	Garage Dovetail Storage Box (Lockable)	•	•	•
	Adjustable Tie-Down System w/ 3x Recessed L-Tracks	•	•	•
	Happijac® Sofa & Bed Lift w/ Independent Sofa Operation	P	P	P
	True Double Insulated Floor w/ Heated Thermal Cavity	•	•	•
	Residential Style Wire Patio Railing, Power Awning, & Step	P	P	P



MODEL G 3500

- Length 40' 2"
- GVWR 22,000 lbs.
- 11' Garage/Residential Flex Space
- Premium Residential Kitchen w/ Island to Peninsula Waterfall Countertop
- Extra-Wide Sofa (4 Recliners, 2 Heat & Massage) & 50" TV



MODEL G 3950 PRE-PRODUCTION PREVIEW

- Length 45' 5"
- GVWR 22,500 lbs.
- 14' Garage/Residential Flex Space
- Premium Residential Kitchen w/ Pull-Out Utility Closet
- Open Living Space with U-Shaped Sofa & 65" TV
- Model G Multi-Function Pull-Out Dinette/L-Desk
- Half Bath w/ Max-Space Fold-Away Walls & Sink



MODEL G 4000

- Length 45' 2"
- GVWR 22,500 lbs.
- 16' Garage/Residential Flex Space
- Premium Residential Kitchen w/ Island to Peninsula Waterfall Countertop
- Extra-Wide Sofa (4 Recliners, 2 Heat & Massage) & 50" TV



* Length is measured from pin to the back wall of the coach.

** Optional equipment & props may be shown. All content is subject to change without notice. Please consult with your dealer for current information.

• Standard 0 Options P Premium Build Option

	3500	3950	4000
UVW	16,967 lbs.	TBD	17,674 lbs.
GVWR	22,000 lbs.	22,500 lbs.	22,500 lbs.
Hitch Weight	3,320 lbs.	TBD	3,530 lbs.
Exterior Length	40' 2"	45' 5"	45' 2"
Axles	Triple Axle	Triple Axle	Triple Axle
Wheels & Tires	215/75 R17.5 H-Rated (16-ply)	215/75 R17.5 H-Rated (16-ply)	215/75 R17.5 H-Rated (16-ply)
Height w/ AC	13' 5"	13' 5"	13' 5"
Exterior Width	101"	101"	101"
Garage Length	11'	14'	16'
Garage Door Cap.	3000 lbs.	3000 lbs.	3000 lbs.
Garage Patio Cap.	1500 lbs.	1500 lbs.	1500 lbs.
Fresh Water Cap.	150 gal.	150 gal.	150 gal.
Grey Water True Cap.	104 gal.	104 gal.	104 gal.
Black Water Cap.	104 gal.	104 gal.	104 gal.



Model G



Model Z



Model G



Model Z



Model Z & G



Model Z & G

QUALITY & CONSTRUCTION YOU CAN COUNT ON

- 1-Year Bumper-to-Bumper Transferable Warranty
- 3-Year Structural Warranty
- Warrantied for Full Time RVing
- 1-Year No Questions & 5-Year Limited Tire Warranty
- 20-Year Roof Membrane Warranty & 25-Year Seal Warranty
- Complimentary 24/7 Roadside Assistance (12 Months)
- Brass Plumbing Fittings & Water Shutoff Valves on ALL Fixtures
- Brinkley Automotive-Grade Sealant Package
- Low-Maintenance Roof
- Reinforced & Walkable Slide Roofs
- Aftermarket & Serviceability Friendly: Loomed, Labeled & Color-Coded Wire Harnesses + Roof-to-Basement Conduit
- Industry Best Insulation Package + Insulated & Trimmed Pinbox
- Industry Leading Pre-Delivery Tests:
 - 350+ Point Inspection & Testing
 - Road Simulation Tested (Industry Exclusive)
 - Complete Unit Pressure Test (Seals, Gaskets, Slideout, Etc.)
 - Performed on Every Coach Every Time
- Industry's Best Customer Care Team with a "Make it Right" Attitude
- Owners Hub Featuring Model Specific How To Videos

121123

BRINKLEY

1655 Brinkley Way East, Goshen, IN 46528 | BrinkleyRV.com

(888)502-3460 | Sales (574)501-4285 | Brinkley Care (574)501-4280



For Pricing & To Learn More



BrinkleyRV.com