

TIMBERWOLF TRAILERS

CHER<sup>KEE</sup>

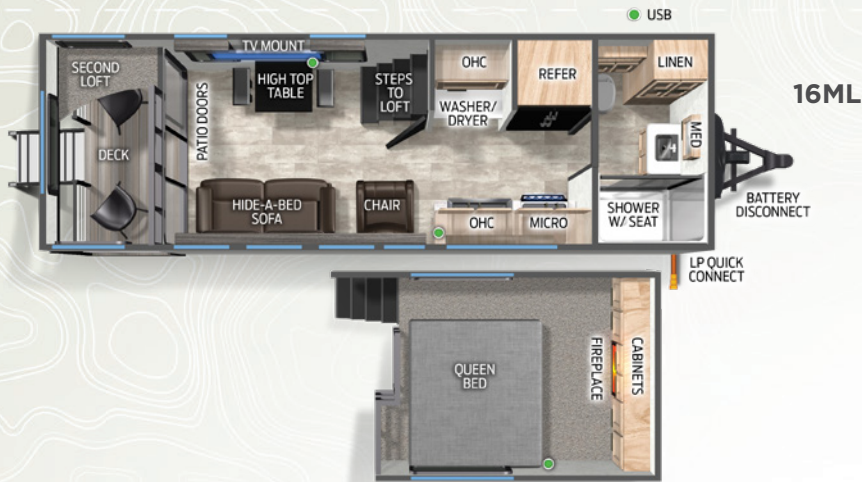
FOREST RIVER

CHER<sup>KEE</sup>

TIMBERWOLF TRAILERS

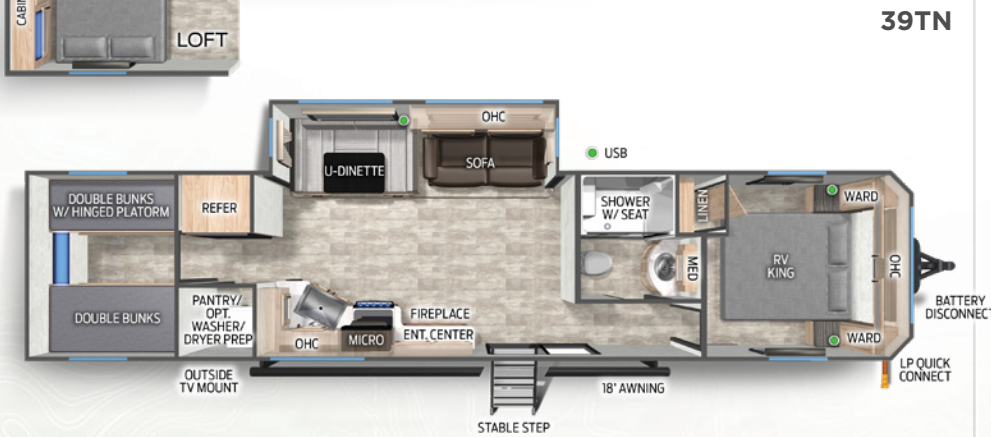
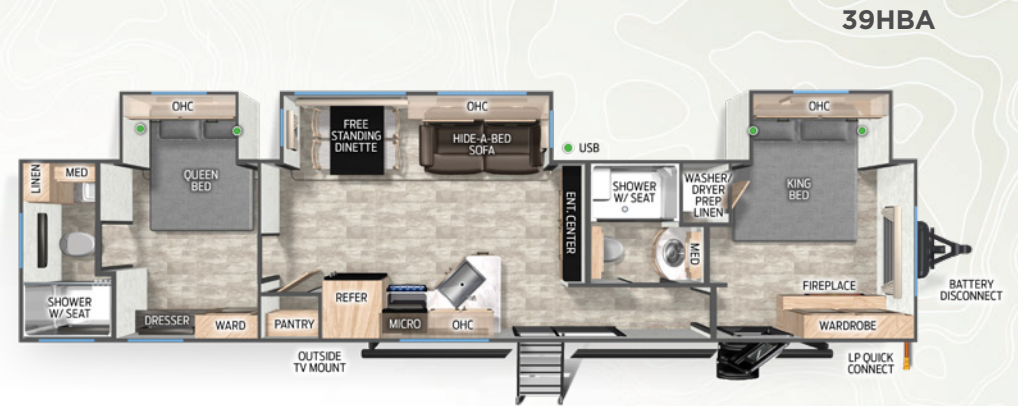


RELAX IN THE PACK.



# TIMBERWOLF

	MINI LOFT					SIDE PATIOS			
	T39AL	T39DL	T39HBA	T39NA	T39TN	T16ML	T200G	27MDK	39HS
Dry Hitch Weight	1180-LBS.	1095-LBS.	1330-LBS.	1614-LBS.	1150-LBS.	1040-LBS.	1075-LBS.	TBD	TBD
Ship Weight	11935-LBS.	10740-LBS.	10715-LBS.	11746-LBS.	8795-LBS.	7050-LBS.	8235-LBS.	TBD	TBD
Unloaded Vehicle Weight	11994-LBS.	10778-LBS.	10774-LBS.	11805-LBS.	8854-LBS.	7109-LBS.	8294-LBS.	TBD	TBD
Cargo Carrying Capacity	1186-LBS.	2317-LBS.	2556-LBS.	1809-LBS.	4296-LBS.	4131-LBS.	2981-LBS.	TBD	TBD
Axle Weight	10755-LBS.	9645-LBS.	9385-LBS.	10132-LBS.	7645-LBS.	6010-LBS.	7160-LBS.	TBD	TBD
Exterior Length	45'	42'-8"	44'-3"	42'-8"	40'-7"	27'-9"	35'-8"	TBD	TBD
Exterior Height w/A/C	13'-6"	13'-6"	13'-6"	12'-11"	12'-9"	13'-6"	13'-6"	13'-6"	13'-6"
Exterior Width	96"	96"	96"	96"	96"	96"	96"	96"	96"
Grey Capacity	70-GAL.	40-GAL.	80-GAL.	40-GAL.	40-GAL.	40-GAL.	40-GAL.	40-GAL.	40-GAL.
Black Capacity	40-GAL.	40-GAL.	70-GAL.	40-GAL.	40-GAL.	40-GAL.	40-GAL.	40-GAL.	40-GAL.
Fresh Capacity	40-GAL.	40-GAL.	40-GAL.	40 GAL	40-GAL.	40-GAL.	40-GAL.	40-GAL.	40-GAL.



### LIMITED PACKAGE

- Upgraded Kitchen Appliance Package
- Matte Black Heavy Duty Spring Assisted Kitchen Faucet Sprayer
- Residential Farm Style Black Stainless Steel Sink
- Solid Surface Countertops \* Where Available
- Extra Large Shower with Full Surround
- Premium Bedding and Comforter
- Fireplace
- Detachable Power Cord

- LED Strip Lighting
- Tire Pressure Indicators
- Power Gear Frame Technology
- Power Awning
- Large Exterior Folding Assist Grab Handle
- Cherokee Exclusive Stable Step with Oversized Landing
- Supersized Central Air Conditioning Unit with Quick Cool Air Dump Feature
- Seamless Roofing Membrane with Heat Reflectivity

- USB-C Charging Stations
- Exclusive Solar Thermo Controlled Reflective Tinted Safety Glass Windows
- On Demand Tankless Water Heater
- High Output Attic Fan in Bathroom
- Night Shades
- Outside Shower with Hot and Cold Water
- RV Grill Quick Connect
- Skylight over Shower \* Where Available
- 12 Volt Tank Heaters
- 5/8" Tongue and Groove Plywood Flooring

- Black Waste Tank Flush Out Kit
- Washer/Dryer Prep
- Blackout Glass Safety Slam Friction Hinge
- Entry Door with Window & Shade Prep
- Scare Light
- Ladder Prep
- Outside TV Bracket & Hookups
- 2nd Air Conditioning Unit \* Where Available

**FREE MEMBERSHIP**  
to Forest River Owners' Group

[www.forestriverfrog.com](http://www.forestriverfrog.com)



**Learn More:**  
Scan this barcode using a QR reader on your smart phone to learn more about Forest River.



[WWW.FORESTRIVERINC.COM/CHEROKEE](http://WWW.FORESTRIVERINC.COM/CHEROKEE)  
574.264.6664



### PRE-DELIVERY INSPECTION FACILITY

20,000 square feet of quality assurance. The bare essentials for a premium product. This state-of-the-art facility gives immediate daily feedback to production for quality assurance in every unit built.




### 24/7 EMERGENCY ROADSIDE ASSISTANCE WITH VEHICLE PURCHASE\*

TOWING  
JUMP-STARTS  
TIRE CHANGES  
FLUID DELIVERY  
LOCKOUT  
SERVICE

WINCH-OUT  
MOBILE MECHANIC  
TECHNICAL  
SUPPORT  
DEALER LOCATOR  
SERVICES



\*VALID FOR 1 YEAR FROM DATE OF PURCHASE



YOUR CHEROKEE DEALER



VISIT US ONLINE!

**SPECIFICATION DEFINITIONS GVWR (Gross Vehicle Weight Rating)** - is the maximum permissible weight of the unit when fully loaded. It includes all weights, inclusive of all fluids, cargo, optional equipment and accessories. For safety and product performance do NOT exceed the GVWR. // **GAWR (Gross Axle Weight Rating)** - is the maximum permissible weight, including cargo, fluids, optional equipment and accessories that can be safely supported by a combination of all axles. // **UVW (Unloaded Vehicle Weight)\*\*** - is the typical weight of the unit as manufactured at the factory. It includes all weight at the unit's axle(s) and tongue or pin and LP Gas. The UVW does not include cargo, fresh potable water, additional optional equipment or dealer installed accessories. \* Estimated average based on standard build optional equipment. // **CCC (Cargo Carrying Capacity)\*\*** - is the amount of weight available for fresh potable water, cargo, additional optional equipment and accessories. CCC is equal to GVWR minus UVW. Available CCC should accommodate fresh potable water (8.3 lbs per gallon). Before filling the fresh water tank, empty the black and gray tanks to provide for more cargo capacity. \*\* Estimated average based on standard build optional equipment. Each Forest River RV is weighed at the manufacturing facility prior to shipping. A label identifying the unloaded vehicle weight of the actual unit and the cargo carrying capacity is applied to every Forest River RV prior to leaving our facilities. The load capacity of your unit is designated by weight, not by volume, so you cannot necessarily use all available space when loading your unit.