



# TOP FEATURES



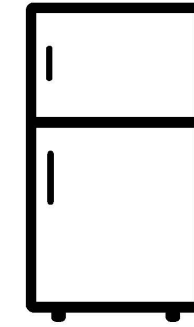
ACRYLIC FRONT WINDOW WITH NIGHT SHADE & BUG SHIELD



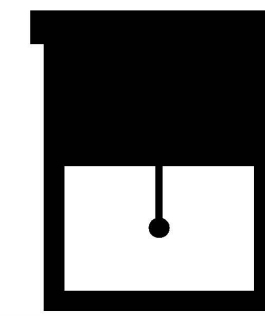
PLATFORM ENTRY STEPS SELECT MODELS




ENCLOSED UNDERBELLY WITH FORCED HEAT




LARGE REFRIGERATORS




PREMIUM WINDOW TREATMENTS



TIRE PRESSURE MONITORING SYSTEM




15,000 BTU A/C




LARGE ROOF MOUNTED SOLAR PANEL 30 AMP CONTROLLER & INVERTER PREP



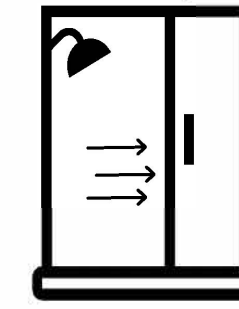
OUTSIDE KITCHEN



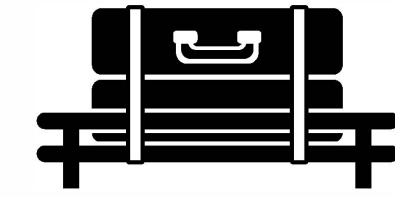
CENTRAL VACUUM SYSTEM



ON DEMAND TANKLESS WATER HEATER




UPGRADED SHOWER ENCLOSURE SELECT MODELS




REAR ACCESSORY HITCH




USB-C PORTS INSIDE & OUT



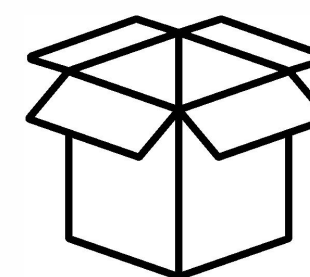
CONVENIENT MOTION LIGHTING INSIDE & OUT




4 SPEED HIGH POWERED BATH FAN




HOT & COLD EXTERIOR SPRAY PORT



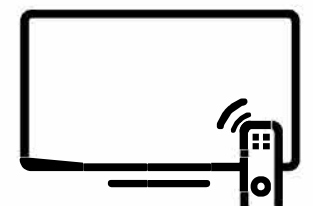
SLAM LATCH CARGO DOORS



LARGE HOLDING TANKS



CONVECTION MICROWAVE




12 VOLT TV

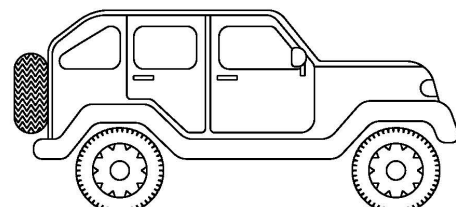
# R-POD TOWING GUIDE

## SUB 2,000 LB. - 3,500 LB. UVW R-POD FLOOR PLANS


## 3,500 LB. - 5,000 LB. UVW R-POD FLOOR PLANS




MAX - Approx. 3,500 lbs.  
EXAMPLES:  
SUBARU OUTBACK  
TOYOTA RAV4




MAX - Approx. 3,500 lbs.  
EXAMPLES:  
JEEP WRANGLER 2 DOOR  
JEEP WRANGLER 4 DOOR




MAX - Approx. 3,500 lbs.  
EXAMPLES:  
CHRYSLER PACIFICA  
HONDA ODYSSEY




MAX - Approx. 6,000 lbs.  
EXAMPLES:  
JEEP GRAND CHEROKEE  
CHEVROLET TRAVERSE




MAX - Approx. 5,500 - 7,500 lbs.  
EXAMPLES:  
GMC CANYON  
FORD RANGER



MAX - Approx. 6,000 lbs.  
EXAMPLES:  
JEEP GRAND CHEROKEE  
CHEVROLET TRAVERSE



MAX - Approx. 5,500 - 7,500 lbs.  
EXAMPLES:  
GMC CANYON  
FORD RANGER



MAX - Approx. 5,500 - 7,500 lbs.  
EXAMPLES:  
DODGE DURANGO  
FORD EXPLORER

\*Towing references listed above are only estimates and are subject to change. Please refer to and follow the specific guidelines and towing capabilities listed in your vehicle's owner's manual before towing any RV.