

# REFLECTION™

**FIFTH WHEELS & TRAVEL TRAILERS**



**10** 2012-2022  
YEARS  
CREATING CUSTOMERS FOR LIFE



**GRAND DESIGN**  
RECREATIONAL VEHICLES





## ARCTIC 4-SEASONS PROTECTION PACKAGE



### MAXIMUM HEATING POWER

A high performance furnace and fireplace combine to deliver 35,000 BTU's or more of heating power.†

† (Model Specific)

### MAXIMUM FUNCTION

Heated Holding Tanks and Enclosed Low Point Drains

Heated Utility Center & Storage Bay

Dual Attic Vents

Enclosed Gate Valves

Thermostatically Controlled 12V Tank Heaters

Note: Testing was performed in a temperature controlled chamber, with temperatures ranging from 0°F to +100°F, and does not account for variables such as wind, humidity, and altitude. Due to the number of potential variables, temperatures reported during testing may differ from temperatures achieved during actual use of the unit in nature.

Reflection's design has been put to the test in extreme temperatures ranging from ZERO to 100+ degrees. Third party extreme cold testing showed that the Reflection remained functional and achieved very comfortable temperatures.



## CONTROL IN THE PALM OF YOUR HAND.



### CONTROL YOUR RV

Control lighting, slide-outs, leveling and awnings from the palm of your hand



### TIRE PRESSURE & TEMPERATURE MONITORING SYSTEM

Tire-Linc now comes standard on all Reflections and connects to Compass Connect App




### STAY INFORMED

Receive custom notifications such as maintenance reminders and tips on your RV



### REAL-TIME DIAGNOSTICS

Compass Connect can notify you of system status, low battery voltage, and leveling issues



## ANTI-LOCK BRAKES

Prevents wheel slip and lockup, providing more stability during slippery or emergency-brake situations. Provides digital odometer read-out via Compass Connect App

# RAISING THE BAR IN CUSTOMER SERVICE 3 YEAR STRUCTURAL WARRANTY

### LIMITED STRUCTURAL WARRANTY

Every Grand Design RV is backed with a class leading 3-year limited structural warranty.

### COMPONENT SUPPLIER WARRANTIES

By selecting suppliers with similar philosophies, many components used on our coaches also carry an extended warranty through the component manufacturer.

### TIRE WARRANTY

(5 Years w/12 Month no questions asked replacement for manufacturer defects)

### CHASSIS (3 Years)

(Main Steel Frame, Steel Frame Outriggers and Cross Members)

### AXLES (5 Years)

### EXTERIOR GRAPHICS (5 Years)

### ROOF COVERING (18 Years)





**NEW!**

**296RDTs**    UVW<sup>1</sup> **7,808**    HITCH<sup>1</sup> **900**    LENGTH<sup>2</sup> **33' 10"**    HEIGHT **11' 11"**    CAPACITY **54 86 43**



**FOR MORE INFORMATION**  
SCAN THE QR CODE USING YOUR  
MOBILE PHONE CAMERA APP



**297RSTs**    UVW<sup>1</sup> **8,238**    HITCH<sup>1</sup> **882**    LENGTH<sup>2</sup> **33' 11"**    HEIGHT **11' 11"**    CAPACITY **54 86 43**

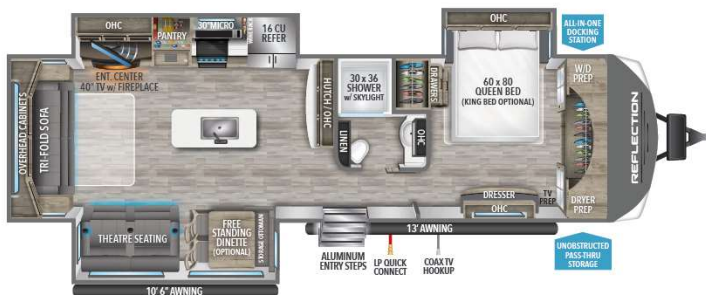


**NEW!**

**310MKTS**    UVW<sup>1</sup> **9,516**    HITCH<sup>1</sup> **970**    LENGTH<sup>2</sup> **37' 0"**    HEIGHT **11' 11"**    CAPACITY **54 118 43**



**312BHTs**    UVW<sup>1</sup> **9,432**    HITCH<sup>1</sup> **1,044**    LENGTH<sup>2</sup> **37' 4"**    HEIGHT **11' 11"**    CAPACITY **54 86 43**



**315RLTs**    UVW<sup>1</sup> **9,443**    HITCH<sup>1</sup> **1,099**    LENGTH<sup>2</sup> **37' 11"**    HEIGHT **11' 11"**    CAPACITY **54 118 43**

**TRAVEL TRAILERS**

**TOP FEATURES**



**GOODYEAR ENDURANCE TIRES**



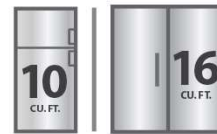
**TANKLESS WATER HEATER**



**50AMP CHARGE CONTROLLER & INVERTER PREP**



**180/370W SOLAR PANEL**  
(FLOORPLAN SPECIFIC)



**10 OR 16 CU FT 12V FRIDGE**  
(FLOORPLAN SPECIFIC)



**UNIVERSAL DOCKING STATION**



**UNOBSTRUCTED PASS-THRU STORAGE**



**MAXIMUM HEADROOM**



**WASHER/DRYER PREP**



**DUCTLESS "EVENFLOW" HEATING SYSTEM**  
(NO VENTS IN FLOOR)

<sup>1</sup> Based on average weight of the standard build. <sup>2</sup> Hitch to rear

# 150 SERIES FIFTH WHEELS



Reflection 150 Series 295RL w/Turning Point Pin Box engaged

## HIGHLIGHTED FEATURES



### MORRYDE CRE3000 SUSPENSION SYSTEM

Smoother towing, improved towability and better protection from damaging road shock.



### TURNING POINT SWIVEL PIN BOX

90° turning radius without a slider hitch in a 5.5 ft truck bed.



### WINEGARD 360+ ANTENNA W/WIFI PREP

All-in-one solution for your Internet, TV, and FM signal needs!

## TOP FEATURES



### UNIVERSAL DOCKING STATION



### TANKLESS WATER HEATER



### 78" THEATRE SEATING IPO BOOTH OPTION (278BH & 298BH ONLY)



### DUCTLESS "EVENFLOW" HEATING SYSTEM (NO VENTS IN FLOOR)



### UNOBSTRUCTED PASS-THRU STORAGE



### 2" RECEIVER HITCH UPGRADE



### USB/USB-C CHARGING STATION



### GOODYEAR ENDURANCE TIRES



### 50AMP CHARGE CONTROLLER & INVERTER PREP



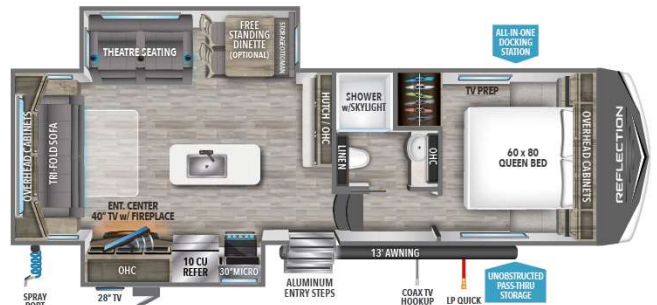
### 180/370W SOLAR PANEL (FLOORPLAN SPECIFIC)



### 10 OR 16 CU. FT. 12V FRIDGE (FLOORPLAN SPECIFIC)



**226RK**    UVW<sup>1</sup> **7,204**    HITCH<sup>1</sup> **1,190**    LENGTH<sup>2</sup> **26' 11"**    HEIGHT<sup>3</sup> **11' 9"**    CAPACITY **54 71 39**



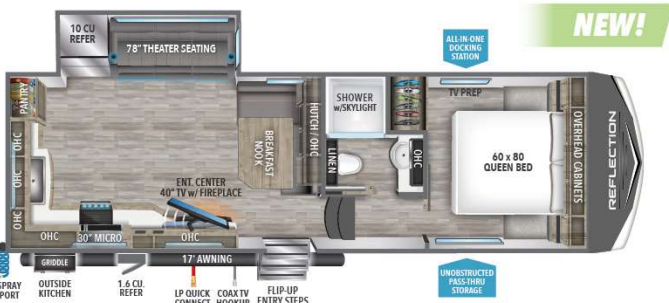
**280RS**    UVW<sup>1</sup> **8,566**    HITCH<sup>1</sup> **1,384**    LENGTH<sup>2</sup> **30' 11"**    HEIGHT<sup>3</sup> **12' 3"**    CAPACITY **56 78 39**



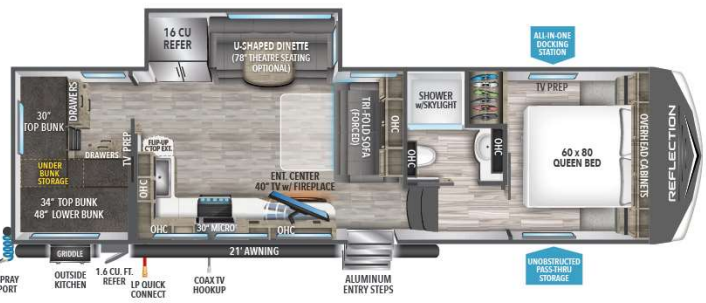
**260RD**    UVW<sup>1</sup> **7,534**    HITCH<sup>1</sup> **1,269**    LENGTH<sup>2</sup> **29' 9"**    HEIGHT<sup>3</sup> **12' 0"**    CAPACITY **54 71 39**



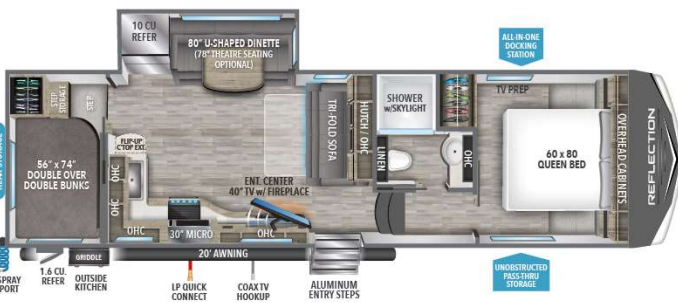
**295RL**    UVW<sup>1</sup> **8,995**    HITCH<sup>1</sup> **1,434**    LENGTH<sup>2</sup> **32' 9"**    HEIGHT<sup>3</sup> **12' 3"**    CAPACITY **56 78 39**



**270BN**    UVW<sup>1</sup> **7,876**    HITCH<sup>1</sup> **1,166**    LENGTH<sup>2</sup> **30' 11"**    HEIGHT<sup>3</sup> **12' 0"**    CAPACITY **55 79 39**



**298BH**    UVW<sup>1</sup> **8,986**    HITCH<sup>1</sup> **1,495**    LENGTH<sup>2</sup> **35' 9"**    HEIGHT<sup>3</sup> **12' 3"**    CAPACITY **54 78 39**



**278BH**    UVW<sup>1</sup> **8,345**    HITCH<sup>1</sup> **1,321**    LENGTH<sup>2</sup> **32' 11"**    HEIGHT<sup>3</sup> **12' 3"**    CAPACITY **56 78 39**



**FOR MORE INFORMATION**  
SCAN THE QR CODE USING YOUR  
MOBILE PHONE CAMERA APP



**295RL**

# FIFTH WHEELS



370FLS

## TOP FEATURES



MOTION SENSOR LED LIGHTING



GOODYEAR E-RATED TIRES



15+ OUTLETS THROUGHOUT INTERIOR



CHEF'S KITCHEN 30" STAINLESS MICRO AND RESIDENTIAL COOKTOP



USB/USB-C CHARGING STATION



DUCTLESS "EVENFLOW" HEATING SYSTEM (NO VENTS IN FLOOR)



370W SOLAR PANEL



35,000 BTU FURNACE



TANKLESS WATER HEATER



UNIVERSAL DOCKING STATION



50AMP CHARGE CONTROLLER & INVERTER PREP



2" RECEIVER HITCH UPGRADE 300lb / 3000lb



16 CU FT 12V FRIDGE



UNOBSTRUCTED PASS-THRU STORAGE

## HIGHLIGHTED FEATURES




**AXISTEP** ROTATING STAIRS HELPS KEEP OUT PESKY LEAVES AND OTHER DEBRIS FROM DIRTYING YOUR RV

MOST COMPETING BRANDS CAN NOT REMOVE STEPS MAKING CLOSE PARKING IMPOSSIBLE WHEN THEY TRY TO LOWER THEIR STAIRS.



BEFORE

AXISTEP DOESN'T HAVE THIS PROBLEM. THE STAIRS CAN EASILY BE DETACHED TO ALLOW FOR TIGHT PARKING.



AFTER



**MORRYDE CRE3000 SUSPENSION SYSTEM**

Smoother towing, improved towability and better protection from damaging road shock.

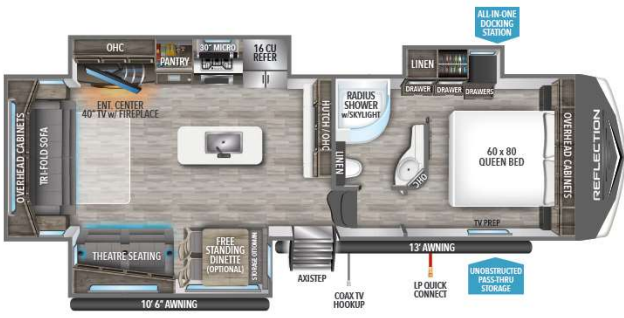


**WINEGARD 360+ ANTENNA W/WIFI PREP**

All-in-one solution for your Internet, TV, and FM signal needs!



370FLS



**303RLS** U<sup>1</sup>V<sup>1</sup>W<sup>1</sup> **9,854** HITCH<sup>1</sup> **1,865** LENGTH<sup>2</sup> **32' 9"** HEIGHT<sup>3</sup> **12' 3"** CAPACITY **74 87 47**



**337RLS** U<sup>1</sup>V<sup>1</sup>W<sup>1</sup> **10,838** HITCH<sup>1</sup> **2,185** LENGTH<sup>2</sup> **35' 6"** HEIGHT<sup>3</sup> **12' 6"** CAPACITY **74 87 47**



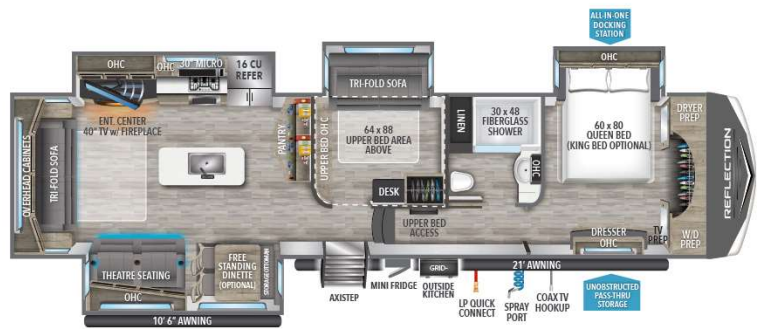
**311BHS** U<sup>1</sup>V<sup>1</sup>W<sup>1</sup> **11,377** HITCH<sup>1</sup> **2,316** LENGTH<sup>2</sup> **36' 10"** HEIGHT<sup>3</sup> **12' 3"** CAPACITY **74 87 87**



**341RDS** U<sup>1</sup>V<sup>1</sup>W<sup>1</sup> **10,964** HITCH<sup>1</sup> **2,072** LENGTH<sup>2</sup> **36' 11"** HEIGHT<sup>3</sup> **12' 6"** CAPACITY **74 87 47**



**320MKS** U<sup>1</sup>V<sup>1</sup>W<sup>1</sup> **10,721** HITCH<sup>1</sup> **2,076** LENGTH<sup>2</sup> **34' 8"** HEIGHT<sup>3</sup> **12' 6"** CAPACITY **74 94 47**



**367BHS** U<sup>1</sup>V<sup>1</sup>W<sup>1</sup> **12,552** HITCH<sup>1</sup> **2,461** LENGTH<sup>2</sup> **41' 0"** HEIGHT<sup>3</sup> **12' 8"** CAPACITY **74 94 47**



**324MBS** U<sup>1</sup>V<sup>1</sup>W<sup>1</sup> **10,864** HITCH<sup>1</sup> **1,950** LENGTH<sup>2</sup> **37' 0"** HEIGHT<sup>3</sup> **12' 3"** CAPACITY **74 87 47**



**370FLS** U<sup>1</sup>V<sup>1</sup>W<sup>1</sup> **11,884** HITCH<sup>1</sup> **2,312** LENGTH<sup>2</sup> **41' 6"** HEIGHT<sup>3</sup> **12' 8"** CAPACITY **74 87 47**



**FOR MORE INFORMATION**  
SCAN THE QR CODE USING YOUR  
MOBILE PHONE CAMERA APP



<sup>1</sup> Based on average weight of the standard build. <sup>2</sup> Hitch to rear. <sup>3</sup> Listed height does not include 2nd AC.

# WE STRIVE FOR NOTHING LESS THAN CUSTOMERS FOR LIFE!



Thank you for taking the time to tour our coach.

We would like to share what sets Grand Design RV apart from all other RV manufacturers and why this difference is important to you.

My close friends and I were part of an ownership team at a travel trailer, fifth wheel company that grew to become one of the largest RV manufacturers in the world. While proud of this accomplishment, it became difficult to stay in touch with customers, employees, and ultimately the quality of the final product. It became obvious, there was a better way.

In 2012 we started with a mission to build a better RV company. A company with a culture that desires a long-term, personal connection with customers, employees and dealers – that company became Grand Design RV. Our business model of doing the right thing has led us to many years of unparalleled growth.

At Grand Design we are customer centered and everything we do daily revolves around you. Our goal is simple – continue to lead the industry with quality, innovative products while striving to improve our customers' RV experience before, during and after their purchase. We strive for nothing less than customers for life and I would be honored to personally welcome you to the Grand Design family.

Warmest Regards,

President / CEO / Co-Founder

## LONG TERM VALUE

Everything we do at our company is designed to build long-term value in what we offer our customers, "More features and superior value for your dollar."

## CUSTOMER CENTERED

Our focus, from the very first day we opened our doors, revolves around our customers. Your satisfaction is our future. GDRV4Life!

## STAYING CONNECTED

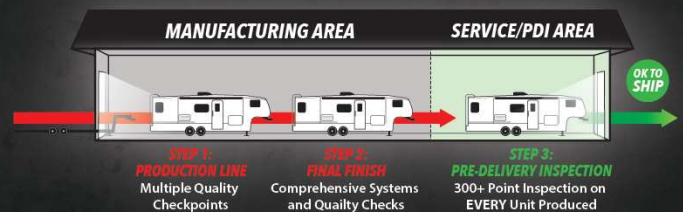
Magic happens when the CEO and Senior Management actively work with the production facilities to help build the team and develop products.

## EXPERIENCED WORKFORCE

Our local workforce has been hand-picked and has an excellent reputation for second-to-none industry craftsmanship.

## RAISING THE QUALITY BAR

We put every Grand Design RV through a series of quality inspection gates during the manufacturing process. Once completed, the unit undergoes a comprehensive "final finish" inspection. At this point, most manufacturers ship their coaches to the dealer for retail sale. We aren't most manufacturers. Every one of our coaches is moved to a PDI (Pre-Delivery Inspection) area where they are put through a rigorous 300+ point inspection checklist. It is only after this PDI that we certify a unit ready to ship to our dealers.



## QUALITY IS NOT AN OPTION, IT'S A HABIT!

Since day one dealers have reported their satisfaction levels confidentially regarding reliability and quality, parts, warranty and sales and rated us among the highest-rated RV manufacturers for **EVERY** one of our product lines, **EVERY** year.



## SUPERIOR SERVICE

Anything built by humans that travels down the open road is subject to issues. It's how those issues are addressed that makes Grand Design so special to our owners. Visit the independent owners page on Facebook (Grand Design RV Owners) and see for yourself. We take care of our customers after the sale. An informed customer will be a Grand Design customer!

## CLASS LEADING WARRANTY

We back every one of our coaches with a 3-year limited structural warranty.

REV 12.06.22



Grand Design RV was created in 2012 and founded by current CEO, Don Clark and brothers Ron and Bill Fenech (Representing over 80 combined years of experience in the RV Industry).

11333 County Road 2 | Middlebury, IN 46540 | 574-825-8000 | GrandDesignRV.com