

SOLITUDE[®]



GRAND DESIGN[®]
RECREATIONAL VEHICLES

SOLITUDE

— AND —

SOLITUDE S-CLASS



The Solitude has been third-party tested in extreme outdoor conditions. The heating and cooling system passed with flying colors – delivering comfortable and even room temperatures from cap to rear.

Note: Testing was performed in a temperature controlled chamber and does not account for variables such as wind, humidity, and altitude.



MAXIMUM INSULATION

1 THERMAL ROOF DESIGN R-40*

Fiberglass insulation and a layer of radiant foil insulation cover the roof. Grand Design goes further by extending both insulation layers the full length of the roof and around to the bottom of the front cap. To maximize the effectiveness of the insulation, a vented attic allows condensation to escape the roof structure.

2 EXCLUSIVE COMBINATION! FULLY LAMINATED WALLS R-11*

Sidewalls, rear wall, slideroom endwalls and slideroom roof are all welded aluminum framed and laminated with rigid foam insulation. Many manufacturers use wood framing and soft fiberglass insulation in the rear wall and sliderooms that can settle over time and leave uninsulated air gaps.

3 EXCLUSIVE! TRIPLE INSULATED MAIN FLOOR R-45*

The underbelly is lined with a radiant foil insulation barrier (Layer 1) and then covered with fiberglass insulation (Layer 2). The main floor enhances the R-Value with yet another layer of fiberglass insulation (Layer 3).

4 EXCLUSIVE! RAIL-TITE UNDERBELLY SEAL

Rigid aluminum rails are fastened around the perimeter of the underbelly to keep the corrugated barrier up tight against the frame for a better seal from the elements.

5 INSULATED GOOSENECK

Fiberglass insulation under the gooseneck is a place often forgotten by other manufacturers.

6 1.5" INSULATED BAGGAGE DOORS

Rigid foam insulation lines the inside of our heavy duty baggage doors.

*Equivalent R-Value



MAXIMUM FUNCTION

40,000 BTU OF HEATING POWER

A high performance furnace and fireplace combine to deliver the heat.

EVENFLOW HEATING SYSTEM


Vertically mounted heat vents are integrated into the cabinet bases. These vents push hot air from front to back (rather than straight up) and eliminate the need for floor vents that can collect dirt and debris, and are easily broken.

HEATED UNDERBELLY & STORAGE BAY

Dedicated heat ducts run to both the underbelly and storage bay. 12-volt heat pads on each holding tank, and the enclosed utility center with low-point drains provide a functional water system – even in extreme cold.



Designed for your Comfort
RV AIRFLOW SYSTEMS™



- ▶ Balances Air Flow Throughout the RV
- ▶ Increases A/C Air Volume
- ▶ Efficiency Leads to Energy and Cost Savings
- ▶ Reduces Temperature in a Shorter Amount of Time

RAISING THE BAR IN CUSTOMER SERVICE & WARRANTY

Every Grand Design RV is backed with a class leading 3-year limited structural warranty. By selecting suppliers with similar philosophies, many components used on our coaches also carry an extended warranty through the component manufacturer.

- ▶ FLOOR DECKING (25 Years)
- ▶ AXLES (5 Years)
- ▶ TIRE WARRANTY
- ▶ EXTERIOR GRAPHICS (5 Years)
- ▶ CHASSIS (3 Years)
- ▶ ROOF COVERING (12 Years)



(5 Years w/12 Month no questions asked replacement for manufacturer defects)

EXCLUSIVE!
SUPERCHASSIS

101" Wide Body Chassis - A full 5" wider than many coaches in its class, the widebody chassis allows for more livable floor space with deeper sliderooms, wider sofas in rear lounge models, and space saving sliding pocket doors into the bathrooms...all at a shorter towing length.

Wide Rail Design - Heavy duty I-beam main rails are placed further outward on the chassis. This wider rail placement provides a more stable jack stance, and allows for the slideroom gearpacks to be enclosed inside the frame rails (rather than outside).



NOW WITH REINFORCED AXLE HANGERS!



STEALTH 3+

SMART A/C SYSTEM

RUN THREE 15K ACS AT THE SAME TIME!

ULTRA QUIET
 Up to 2x quieter than the competition.

MAXIMUM AVAILABLE COOLING POWER
 Dual 15,000 BTU A/Cs and prep for a 3rd A/C

AIRTITE CONNECTORS
 All duct pieces are securely fastened together using special connector brackets.

RACETRACK DUCTING

True Racetrack Ducting extends past each AC unit to allow for uninterrupted airflow from the front to the back of the coach.



*COMES WITH 3RD A/C PREP ONLY (NOT AVAILABLE 2930RL)

SOLITUDE[™] S-CLASS



STANDARD FEATURES



**CONTROL IN THE
PALM OF YOUR HAND.**

CONTROL YOUR RV

Control lighting, slide-outs, leveling and awnings from the palm of your hand.

REAL-TIME DIAGNOSTICS

Compass Connect can notify you of system status, low battery voltage and leveling issues.



CRE3000 SUSPENSION SYSTEM



When it comes to suspension performance, it's all about suspension travel. Increased travel means smoother towing, improved towability and better protection from damaging road shock.



17.5" All-Steel H-Rated Tires

75mph Speed Rated
4,805 lb. Load Rating

Chip Guard: Protects from chips or cuts

Scrub Guard: Minimize wear from starts, stops, tight turns and curb impacts



**POWER SEATS
W/ HEAT & MASSAGE**



**NO CARPET
IN SLIDES/FLUSH FLOOR
KITCHEN SLIDES**



**SOLID SURFACE
BATHROOM
COUNTERTOPS**



**ROCKFORD
SOUND SYSTEM**
HEAD UNIT WITH
INT. / EXT. SPEAKERS



TPMS SYSTEM
MONITORS PRESSURE
AND TEMPERATURE

HIGHLIGHTED OPTIONS

ADD THE OPTIONAL SOLAR PACKAGE

(SOLAR PREP COMES STANDARD)



300W Solar Panel



30 AMP Controller



2000W Inverter

ADD THE OPTIONAL 550KW GENERATOR

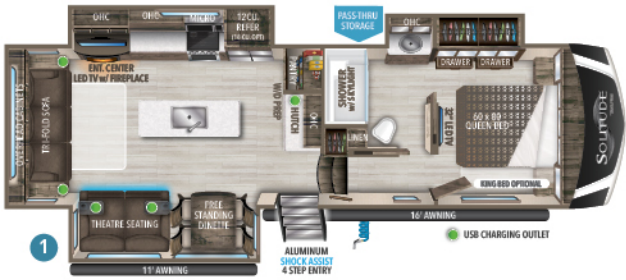


When you're away from home and campground RV hookups, on the road or at a remote campsite, Onan RV generators provide all the comforts and convenience you want in your home away from home. (Generator Prep Option required)

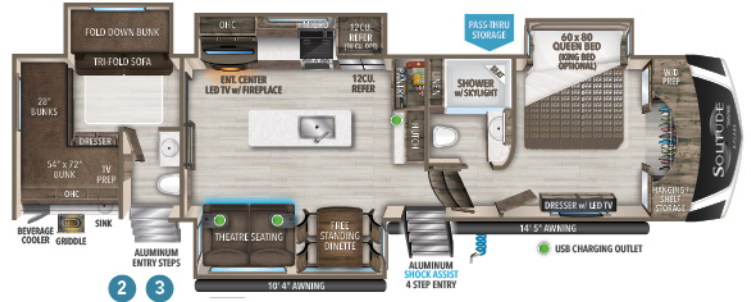
MORE OPTIONS:
DUAL PANE WINDOWS
GENERATOR PREP
KING BED

SOLITUDE[®]

S-CLASS



2930RL
2930RL-R U/VW¹ HITCH¹ GVWR LENGTH¹ HEIGHT CAPACITY
11,442 2,174 15,000 34' 4" 13' 5" 91 100 53



3740BH
3740BH-R U/VW¹ HITCH¹ GVWR LENGTH¹ HEIGHT CAPACITY
13,884 2,900 16,800 40' 4" 13' 5" 91 106 106



3540GK
3540GK-R U/VW¹ HITCH¹ GVWR LENGTH¹ HEIGHT CAPACITY
12,758 2,544 16,800 38' 3" 13' 5" 91 100 53



3950BH
3950BH-R U/VW¹ HITCH¹ GVWR LENGTH¹ HEIGHT CAPACITY
14,054 2,584 16,800 40' 4" 13' 5" 91 100 106



3550BH
3550BH-R U/VW¹ HITCH¹ GVWR LENGTH¹ HEIGHT CAPACITY
12,918 2,682 16,800 39' 9" 13' 5" 91 100 53

OPTIONAL SLIDE CONFIGURATIONS

AVAILABLE ON MARKED MODELS ONLY



-R models indicate 18 cu ft. Residential Refrigerator option.



FOR MORE INFORMATION
SCAN THE QR CODE USING YOUR
MOBILE PHONE CAMERA APP

FLOORPLANS



CONSTRUCTION



BUILD & PRICE



STANDARD FEATURES

THE RUBBER PIN BOX



The MORryde pin box system utilizes a unique rubber shear spring to positively deal with rough towing and road shock.



TPMS SYSTEM
MONITORS PRESSURE AND TEMPERATURE



UPGRADED SHOWER SYSTEM



HARDWOOD WINDOW VALANCES



ELECTRIC POWER CORD REEL



24" RESIDENTIAL RANGE

HIGHLIGHTED OPTIONS

ADD THE OPTIONAL SOLAR PACKAGE

(SOLAR PREP COMES STANDARD)



300W Solar Panel



30 AMP Controller



2000W Inverter



UPGRADE TO 8K AXLES

We couple 8K axles with 17.5" H-rated Cooper tires to give you the most carrying capacity in the industry!
(Includes Disc Brakes)



UPGRADE TO DISC BRAKES

Upgrade to Disc Brakes to increase stopping power and safety on the road. Our tests show disc brakes stop 40 ft shorter at 50MPH than the standard drum brake.

THE ULTIMATE BARBEQUE EXPERIENCE



Optional Pull-Out Kitchen with Sink, Griddle, Drawers and pivoting table.

(NA on 375RES, 380FL, 382WB)

FULL BODY PAINT OPTIONS




CABERNET

(AS SHOWN)



PLATINUM



CHAMPAGNE


FLOORPLANS



CONSTRUCTION

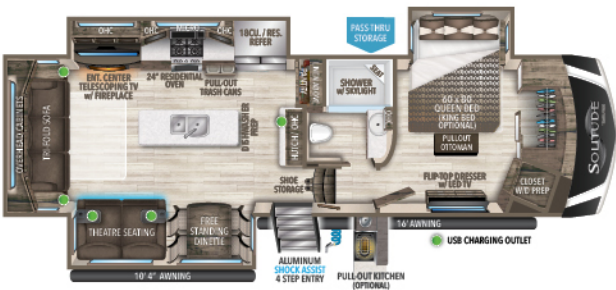


BUILD & PRICE

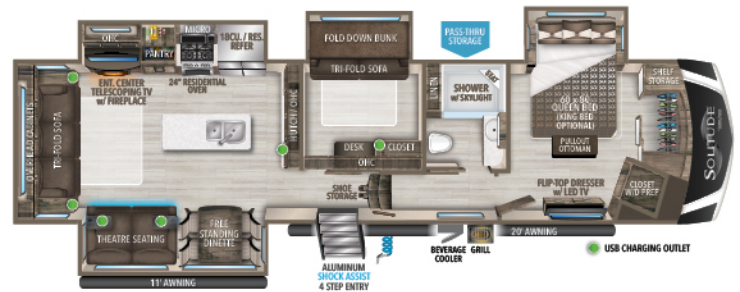


FOR MORE INFORMATION

SCAN THE QR CODE USING YOUR MOBILE PHONE CAMERA APP



310GK
310GK-R U^{VW}' HITCH' GVWR LENGTH' HEIGHT CAPACITY
12,100 2,350 15,000 34' 11" 13' 5" 93 100 50



378MBS
378MBS-R U^{VW}' HITCH' GVWR LENGTH' HEIGHT CAPACITY
14,344 2,686 16,800 40' 2" 13' 5" 93 100 50



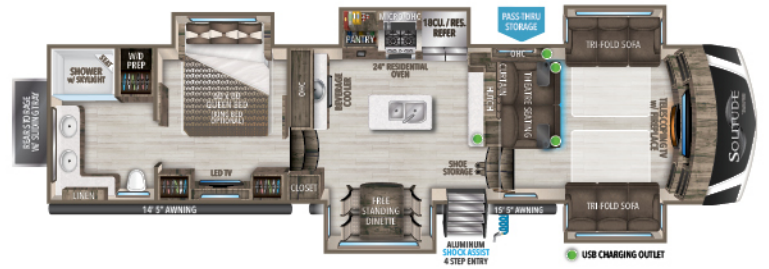
345GK
345GK-R U^{VW}' HITCH' GVWR LENGTH' HEIGHT CAPACITY
13,320 2,604 16,800 37' 2" 13' 5" 93 100 50



380FL
380FL-R U^{VW}' HITCH' GVWR LENGTH' HEIGHT CAPACITY
14,866 3,052 16,800 41' 5" 13' 5" 93 106 106



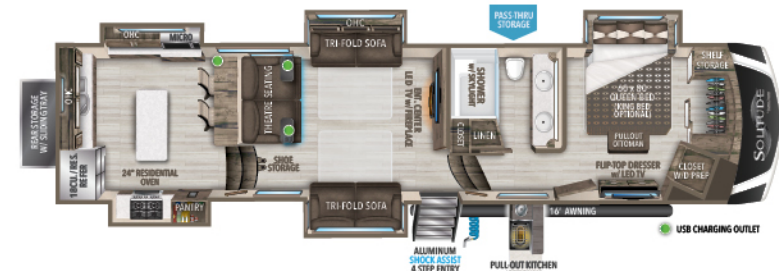
372WB
372WB-R U^{VW}' HITCH' GVWR LENGTH' HEIGHT CAPACITY
13,950 2,800 16,800 41' 4" 13' 5" 93 100 50



382WB
382WB-R U^{VW}' HITCH' GVWR LENGTH' HEIGHT CAPACITY
14,866 3,052 16,800 41' 5" 13' 5" 93 106 53



373FB
373FB-R U^{VW}' HITCH' GVWR LENGTH' HEIGHT CAPACITY
13,950 2,800 16,800 41' 4" 13' 5" 93 100 100



390RK
390RK-R U^{VW}' HITCH' GVWR LENGTH' HEIGHT CAPACITY
14,562 2,794 16,800 41' 5" 13' 5" 93 106 53



375RES
375RES-R U^{VW}' HITCH' GVWR LENGTH' HEIGHT CAPACITY
14,200 2,900 16,800 41' 4" 13' 5" 93 100 50



FOR MORE INFORMATION
SCAN THE QR CODE USING YOUR
MOBILE PHONE CAMERA APP

FLOORPLANS



CONSTRUCTION



BUILD & PRICE



WE STRIVE FOR NOTHING LESS THAN CUSTOMERS FOR LIFE!



Thank you for taking the time to tour our coach.

We would like to share what sets Grand Design RV apart from all other RV manufacturers and why this difference is important to you.

My close friends and I were part of an ownership team at a travel trailer, fifth wheel company that grew to become one of the largest RV manufacturers in the world. While proud of this accomplishment, it became difficult to stay in touch with customers, employees, and ultimately the quality of the final product. It became obvious, there was a better way.

In 2012 we started with a mission to build a better RV company. A company with a culture that desires a long-term, personal connection with customers, employees and dealers – that company became Grand Design RV. Our business model of doing the right thing has led us to many years of unparalleled growth.

At Grand Design we are customer centered and everything we do daily revolves around you. Our goal is simple – continue to lead the industry with quality, innovative products while striving to improve our customers' RV experience before, during and after their purchase. We strive for nothing less than customers for life and I would be honored to personally welcome you to the Grand Design family.

Warmest Regards,

President / CEO / Co-Founder

LONG TERM VALUE

Everything we do at our company is designed to build long-term value in what we offer our customers, "More features and superior value for your dollar."

CUSTOMER CENTERED

Our focus, from the very first day we opened our doors, revolves around our customers. Your satisfaction is our future. GDRV4Life!

STAYING CONNECTED

Magic happens when the CEO and Senior Management actively work with the production facilities to help build the team and develop products.

EXPERIENCED WORKFORCE

Our local workforce has been hand-picked and has an excellent reputation for second-to-none industry craftsmanship.

RAISING THE QUALITY BAR

We put every Grand Design RV through a series of quality inspection gates during the manufacturing process. Once completed, the unit undergoes a comprehensive "final finish" inspection. At this point, most manufacturers ship their coaches to the dealer for retail sale. We aren't most manufacturers. Every one of our coaches is moved to a PDI (Pre-Delivery Inspection) area where they are put through a rigorous 300+ point inspection checklist. It is only after this PDI that we certify a unit ready to ship to our dealers.

AWARD WINNER IN ALL 3 CATEGORIES!



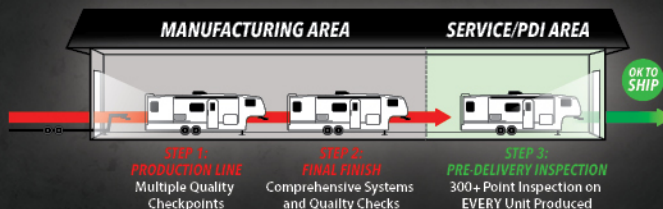
TRAVEL TRAILERS



FIFTH WHEELS



TOY HAULERS



SUPERIOR SERVICE

Anything built by humans that travels down the open road is subject to issues. It's how those issues are addressed that makes Grand Design so special to our owners. Visit the independent owners page on Facebook (Grand Design RV Owners) and see for yourself. We take care of our customers after the sale. An informed customer will be a Grand Design customer!

CLASS LEADING WARRANTY

We back every one of our coaches with a 3-year limited structural warranty.

REV 01.18.21



Grand Design RV was created in 2012 and founded by current CEO, Don Clark and brothers Ron and Bill Fenech (Representing over 80 combined years of experience in the RV Industry).

11333 County Road 2 | Middlebury, IN 46540 | 574-825-8000 | GrandDesignRV.com