



BRINKLEY

RE-CREATING THE RV EXPERIENCE



MODEL G & MODEL Z FIFTH WHEELS

WHO IS BRINKLEY RV?

Our ownership team is comprised of five equal partners representing decades of RV experience. We have a strong track record of creating and influencing some of the industry's most successful RV companies, including many of today's top-selling fifth wheel and travel trailer brands.



We've noticed a distinct shift in the RV industry in recent years and felt a sense of responsibility to our customers to re-ignite cutting-edge innovation and bring back customer-driven product designs that will raise the bar for everyone. More importantly, we saw a gradual decline in quality and a skewed perception of what it means to take care of the customer. We are excited to prove to our customers that there is a better way. **We are passionate and committed to building high-quality RVs and servicing them like never before!** We encourage you to research us and Brinkley RV. The more you know about us, the more you'll see that we're building something different. We are relentless in our pursuit of the **ULTIMATE CUSTOMER EXPERIENCE!** We will never stop in our quest to be the best and most reputable RV manufacturer in the industry.

Thank you so much for learning more about Brinkley RV. We sincerely want to be spectacular and earn the strongest reputation in the industry. We will never quit pursuing the ultimate customer experience — **YOU HAVE OUR WORD!**

Model Ryan, Mike, Bill, FL
Ron Ferrell

A FEW THINGS BRINKLEY IS DOING DIFFERENTLY



PRODUCT DESIGN

The owners of the company are responsible for product design. They are passionate about living the RV lifestyle and testing them firsthand in order to create phenomenal products. The look, the features, and the quality levels are all driven by the insights they have collected from speaking with customers, addressing problems, and using the RVs before bringing them to market. We like to live by the mentality, *"When you live the lifestyle, you become the customer."* **We started each product line by identifying all the issues that have plagued our industry for years and built the solutions into the design.** We challenged existing processes, materials, technology, and even our suppliers to deliver a better quality coach we could be proud of.



TAKING CARE OF YOU, OUR CUSTOMER

We will do what is right! We strive for perfection, but unfortunately, problems will arise. When they do, **WE HAVE YOUR BACK** and will do what it takes to get you back on the road. We do this by supporting our dealers and working hand in hand with them regarding service to make it as seamless as possible. We are also committed to quickly and accurately expediting parts to ensure you get back on the road as soon as possible.



PRIVATE COMPANY

We have all worked for privately held and publicly traded companies, and there are certainly benefits to both. Today, almost every RV company is publicly traded. However, when you are developing your culture, responding quickly to the market, and making decisions that impact your customers, it is a huge advantage to be private, like Brinkley RV. Sometimes even well-intentioned public RV companies are under too much pressure to create short-term gains at the expense of long-term quality and creating customers for life!

We invite you to learn more about the brand, our people, and the Brinkley Way. Watch an interview with our owners and the team at BrinkleyRV.com/interviews



QUALITY

Everyone talks about quality, but it is incredibly disappointing what most of our industry is delivering. We are dedicated to producing the highest quality RVs. It begins with **intelligent designs** and a steadfast **commitment to quality** throughout the organization. However, it takes robust checkpoints to confirm that we deliver on our promise. In addition to production line checkpoint inspections, each and every Brinkley undergoes a vigorous off-road simulation and a battery of testing through our PDI process, covering over 500 items before your RV ships to the dealer. We have committed a tremendous amount of time and effort on the front end to **KEEP YOU CAMPING AND OUT OF THE SERVICE SHOP!**



Model Z 2670



G 3500, G 4000 & G 3950



TPMS

KEY FEATURES

- Automotive Exterior with Brinkley Automotive-Grade Sealant Package
- Commercial Grade H-Rated 16-Ply Cooper Tires on 17.5" Custom Aluminum Wheels
- Brinkley On-Command™ Docking & Utility Center with 65' Retractable Hose
- True Tank Sizes with Upgraded Holding Tank Capacities (Insulated & Heated)
- Electric Waste Valves with Indicator Light & Manual-Override (Enclosed & Heated)
- Hot/Cold Exterior Spray Ports on Campside & Off-Campside
- Basement Utility Access with Removable Sliding Doors
- Oversized Entry Door with Keyless Entry, Child/Pet Defender Screen Protector, & Screen Assist – Bounceback Technology
- Extra-Wide Tip-To-Clean Entry Steps & Telescoping Entry Grab Handle that Extends to Bottom Step
- Modern Square Euro Frameless Windows (Opens 6") with Integrated Window Screens, Insulated Blackout Blinds & NO Valances
- Residential Interior with Brinkley CraftSense™ Wood Trim Construction
- Premium Residential Drawers with Dovetail Joints
- Pull-Out Trash Bin(s) with Stow 'N Go Paper Towel Holder
- Residential Kitchen with a Farmhouse Sink & Large Pantry with Appliance Outlet
- Well-Placed Outlets with USB & USB-C High-Speed Charging Stations
- Residential 9" Memory Foam Mattress


TYPICAL GRAY TANK SYSTEM



BRINKLEY TRUE GRAY TANK CAPACITY



Premium Wheels & Tires



Square Euro Frameless Windows



MODEL Z

BRINKLEY'S MID-SIZED LUXURY FIFTH WHEEL IS IN A CLASS OF ITS OWN...

Featuring an automotive exterior with a residential interior, yielding NO COMPROMISE. Whether you're a weekend camper or a full-time RVer, Model Z offers features and amenities that will appeal to all camping enthusiasts.

MODEL Z 2670

UVW - 10,291 lbs.
GVWR - 13,995 lbs.
Hitch Weight - 1,809 lbs.
Exterior Length - 29' 11"

Rear Living, Pull-Out Dining Table, Under-Bed Storage Drawers, 12V Outdoor Fridge



MODEL Z 2680

UVW - 10,978 lbs.
GVWR - 13,995 lbs.
Hitch Weight - 1,891 lbs.
Exterior Length - 29' 11"

Rear Kitchen, Desk Work Space, Pull-Out Dining Table, Under-Bed Storage Drawers, 12V Outdoor Fridge



MODEL Z 2900

UVW - 11,674 lbs.
GVWR - 14,995 lbs.
Hitch Weight - 2,081 lbs
Exterior Length - 32' 11"

Rear Living, Sliding Desk/Dining Table, Walk-through Bath



MODEL Z 3100

UVW - 11,923 lbs.
GVWR - 15,495 lbs.
Hitch Weight - 2,142 lbs
Exterior Length - 34' 11"

Rear Living, Sliding Desk/Dining Table, Walk-In Closet



MODEL Z 3110

UVW - 12,146 lbs.
GVWR - 15,495 lbs.
Hitch Weight - 2,168 lbs.
Exterior Length - 34' 11"

Rear Double Bunks, Eat-In Kitchen, Walk-through Bath



MODEL Z 3300

UVW - 13,127 lbs.
GVWR - 16,995 lbs.
Hitch Weight - 2,286 lbs.
Exterior Length - 36' 7"

Rear Kitchen w/ Beverage Center, Sliding Desk/Dining Table, Walk-through Bath



MODEL Z 3400

UVW - 13,698 lbs.
GVWR - 17,495 lbs.
Hitch Weight - 2,391 lbs.
Exterior Length - 38' 11"

Rear Patio & Outdoor Kitchenette, Sliding Desk/Dining Table, Walk-through Bath



MODEL Z 3515

UVW - 13,838 lbs.
GVWR - 17,495 lbs.
Hitch Weight - 2,525 lbs
Exterior Length - 39' 11"

Flex Space: Office, Butlers Pantry, Laundry Room, Mudroom



MODEL Z 3610

UVW - 14,695 lbs.
GVWR - 17,695 lbs.
Hitch Weight - 2,591 lbs
Exterior Length - 41' 9"

Bonus Room: Bunkhouse, Office, 2nd Living, Flex Space



For Pricing & To Learn More



BrinkleyRV.com

* Length is measured from pin to the back wall of the coach.

** Optional equipment & props may be shown. All content is subject to change without notice. Please consult with your dealer for current information.



Residential Kitchen w/
Craftsense Wood Trim Construction



Reclining Theater Seats w/ Heat



Z 3610 Bonus Room Dresser/Desk w/ 50" Smart TV



Solid Surface Countertops




Z 3400 Outdoor Kitchen & Patio



Pass-Through Storage (Heated & Insulated)



Z Dinesk™ Sliding Desk/Dining Table w/ 4 Positions



Z 3515 Rear Office - Butlers Pantry,
Laundry, Mudroom w/ Washer Dryer Prep

	2670	2680	2900	3100	3110	3300	3400	3515	3610
UVW	10,291 lbs.	10,978 lbs.	11,674 lbs.	11,923 lbs.	12,146 lbs.	13,127 lbs.	13,698 lbs.	13,838 lbs.	14,695 lbs.
GVWR	13,995 lbs	13,995 lbs.	14,995 lbs.	15,495 lbs.	15,495 lbs.	16,995 lbs.	17,495 lbs.	17,495 lbs.	17,695 lbs.
Hitch Weight	1,809 lbs.	1,891 lbs.	2,081 lbs.	2,142 lbs.	2,168 lbs.	2,286 lbs.	2,391 lbs.	2,525 lbs.	2,591 lbs.
Exterior Length	29' 11"	29' 11"	32' 11"	34' 11"	34' 11"	36' 7"	38' 11"	39' 11"	41' 9"
Height w/ AC	13' 2"	13' 2"	13' 2"	13' 2"	13' 2"	13' 4"	13' 4"	13' 4"	13' 4"
Exterior Width	96"	96"	96"	96"	96"	96"	96"	96"	96"
Bedroom / Bath Ht.	79 1/2"	79 1/2"	79 1/2"	79 1/2"	79 1/2"	79 1/2"	79 1/2"	79 1/2"	79 1/2"
Slide Ht.	76"	76"	76"	76"	76"	76"	76"	76"	76"
Wheels & Tires	215/75 R17.5 H-Rated (16-ply)	215/75 R17.5 H-Rated (16-ply)	215/75 R17.5 H-Rated (16-ply)	215/75 R17.5 H-Rated (16-ply)	215/75 R17.5 H-Rated (16-ply)	215/75 R17.5 H-Rated (16-ply)	215/75 R17.5 H-Rated (16-ply)	215/75 R17.5 H-Rated (16-ply)	215/75 R17.5 H-Rated (16-ply)
Fresh Water Cap.	75 gal.	75 gal.	75 gal.	75 gal.	75 gal.	150 gal.	75 gal.	75 gal.	75 gal.
Grey Water True Cap.	90 gal. (True)	80 True + 40 gal.	90 gal. (True)	90 gal. (True)	90 gal. (True)	90 True + 28 gal.	90 True + 40 gal.	90 True + 40 gal.	90 gal. (True)
Black Water Cap.	45 gal.	40 gal.	45 gal.	45 gal.	45 gal.	45 gal.	45 gal.	45 gal.	45 gal.

MODEL Z HOT FEATURES

	2670	2680	2900	3100	3110	3300	3400	3515	3610
CHASSIS	Commercial Grade H-Rated 16 Ply Cooper Tires w/ Banded Tire Pressure Monitoring & Wireless Display	•	•	•	•	•	•	•	•
	17.5" Custom Aluminum Luxury Wheels	•	•	•	•	•	•	•	•
	Monotube Chassis (Brinkley Spec & Certified)	•	•	•	•	•	•	•	•
	One-Touch Automatic 4-Point Leveling System	•	•	•	•	•	•	•	•
	One-Touch Automatic 6-Point Leveling System	•	•	•	•	•	•	•	•
	CURT Helux™ King Pin w/ Coil Spring/Shock-Absorber	•	•	•	•	•	•	•	•
	Gen-Y® Executive Gooseneck w/ SnapLatch Torsion Flex	•	•	•	•	•	•	•	•
	CURT Touring Coil Suspension w/ ABS Brakes & 7K Axels	•	•	•	•	•	•	•	•
	CURT Touring Coil Suspension w/ ABS Brakes & 8K Axels	•	•	•	•	•	•	•	•
	LED Under-Coach Ground Lighting	•	•	•	•	•	•	•	•
EXTERIOR & STORAGE	Square Euro Frameless Windows w/ 6" Openings	•	•	•	•	•	•	•	•
	Dual Pane Square Euro Frameless Windows w/ 6" Openings	•	•	•	•	•	•	•	•
	Sleek & Clean Styling w/ Automotive-Grade Exterior Graphics	•	•	•	•	•	•	•	•
	Rockford Stereo w/ App Control & Exterior Speakers	•	•	•	•	•	•	•	•
	Backup Camera w/ Observation/Security Mode	•	•	•	•	•	•	•	•
	Rear Storage Space w/ Motion Lighting & Power Outlets	•	•	•	•	•	•	•	•
	Oversized Front Storage Compartment (Wide-Stance Jacks)	•	•	•	•	•	•	•	•
	Brinkley KeBloc Accessory Mounting Prep w/ 2 Blocks	•	•	•	•	•	•	•	•
	Pet & Property Security Campside Tie-Down	•	•	•	•	•	•	•	•
	Deluxe Entrance Door Package: 30"x76" Door, Keyless Entry, Integrated Window Shade, Screen Defender, Slapshot Screen Door Opener, Screen Assist	•	•	•	•	•	•	•	•
SOLAR, ELECTRICAL & HVAC	Campside Outdoor Kitchen Package: Exterior 12V Refrigerator, Storage Doors, Work Surface	•	•	•	•	•	•	•	•
	Exterior 12V Refrigerator	•	•	•	•	•	•	•	•
	370 Watt Solar Panel (740 Watt Ready)	•	•	•	•	•	•	•	•
	60 Amp MPPT Solar Controller (Inverter Prep & Lithium Ready)	•	•	•	•	•	•	•	•
	Pre-Wired For Up To 5.5k Generator	•	•	•	•	•	•	•	•
	18k BTU Rear Furion Chill Cube Air Conditioner (Main)	•	•	•	•	•	•	•	•
	13.5k BTU Front Air Conditioner w/ Heat Pump (Bed & Bath)	•	•	•	•	•	•	•	2x
	Thermaflex® No Kink No Tear Heat Ducts	•	•	•	•	•	•	•	•
	Loomed, Labeled, & Color Coded Wiring Harness	•	•	•	•	•	•	•	•
	Wire Conduit for Aftermarket Upgrades	•	•	•	•	•	•	•	•
CONSTRUCTION & WARRANTY	Industry First Brass Plumbing Fittings	•	•	•	•	•	•	•	•
	Upgraded Holding Tanks w/ True Capacities	•	•	•	•	•	•	•	•
	Electric Waste Valves w/ Indicator Light & Manual-Override (Enclosed & Heated)	•	•	•	•	•	•	•	•
	65' Retractable City Water Hose	•	•	•	•	•	•	•	•
	Washer/Dryer Prep (Stackable or Combo)	•	•	•	•	•	•	•	2x
	2x 30 lbs. LP/Propane Tanks (Fits 20 to 40 lbs. Bottles)	•	•	•	•	•	•	•	•



Z 2680 & 2670
Pantry w/ Appliance Outlet

	2670	2680	2900	3100	3110	3300	3400	3515	3610	
INTERIOR	Brinkley CraftSense™ Wood Trim Construction	•	•	•	•	•	•	•	•	
	Integrated Window Screens & Insulated Blackout Blinds	•	•	•	•	•	•	•	•	
	Flush Floor Main Slide(s)	•	•	•	•	•	•	•	•	
	Brinkley Z Dinesk™: Sliding Desk/Dining Table w/ Automatic Extending Leaves & Storage Drawer (4 Position)	•	•	•	•	•	•	•	•	
	Sliding Dining Table w/ Storage Drawer (Seats up to 4)	•	•	•	•	•	•	•	•	
	Desk w/ Storage Drawer & USB Charging Station	•	•	•	•	•	•	•	•	
	Cordless Vacuum Prep w/ Outlet	•	•	•	•	•	•	•	•	
	Pet-Friendly Package: Exterior Pet & Property Security Tie-Down, Pull-Out Pet Feeder w/ Removable Bowls	•	•	•	•	•	•	•	•	
	KITCHEN	Premium Residential Drawers w/ Dovetail Joints	•	•	•	•	•	•	•	•
		Pull-Out Trash Bin(s) & Stow 'N Go Paper Towel Holder	•	•	•	•	•	•	•	•
Fridge Accessible w/ Slides-In		•	•	•	•	•	•	•	•	
Pantry w/ Appliance Outlet		•	•	•	•	•	•	•	•	
Beverage Center w/ 12v Fridge & Wine Rack (DW Prep)		•	•	•	•	•	•	•	•	
One-Piece Steel Island Base w/ Indirect Mood Light		•	•	•	•	•	•	•	•	
Flip-Down Island Bar w/ Stools		•	•	•	•	•	•	•	•	
BATH		Marine Grade Neon LED Shower Lighting	•	•	•	•	•	•	•	•
		One-Piece 30"x42" Molded Fiberglass Shower	•	•	•	•	•	•	•	•
		79.5" Bathroom Ceiling Height	•	•	•	•	•	•	•	•
	79.5" Bedroom Ceiling Height	•	•	•	•	•	•	•	•	
	King Bed w/ Residential 9" Memory Foam Mattress (70"x80")	•	•	•	•	•	•	•	•	
	Queen Bed w/ Residential 9" Memory Foam Mattress (60"x80") & Nightstands	•	•	•	•	•	•	•	•	
	Dual Motion Activated LED Bed Lights	•	•	•	•	•	•	•	•	
	Cordless Vacuum Prep w/ Outlet (Closet or Wardrobe)	•	•	•	•	•	•	•	•	
	Hidden Sliding Dresser Top Storage Compartment	•	•	•	•	•	•	•	•	
	FLEX SPACE	Outdoor Kitchen & Patio: Cabinet Storage, Solid Surface Countertop w/ Bar Sink, 50" Smart TV, Zero-Gravity Rear Patio, Residential Style Wire Patio Railing	•	•	•	•	•	•	•	•
Bonus Room: Pull-Out Desk & Insert, 50" Smart TV, Sleeps up to 4, & Dedicated 13.5K AC w/ Heat Pump		•	•	•	•	•	•	•	•	
Bonus Room: Trifold Sofa w/ USB & Reclining Back		•	•	•	•	•	•	•	•	
Rear Office: Butlers Pantry, Laundry, Mudroom w/ WD Prep		•	•	•	•	•	•	•	•	
CONSTRUCTION & WARRANTY		Designed & Warrantied for Full-Time RVing	•	•	•	•	•	•	•	•
		Low-Maintenance Roof	•	•	•	•	•	•	•	•
		Brinkley Automotive-Grade Sealant Package	•	•	•	•	•	•	•	•
		Bedroom Slim Rack Slide System	•	•	•	•	•	•	•	•
		Loomed, Labeled, & Color Coded Wiring Harness	•	•	•	•	•	•	•	•
		Water Shutoff Valve on ALL Fixtures	•	•	•	•	•	•	•	•
	Industry Best Insulation Package	•	•	•	•	•	•	•	•	
	Industry Leading Pre-Delivery Tests & Inspection Process	•	•	•	•	•	•	•	•	



MODEL G

A FIFTH-WHEEL TOY HAULER WITHOUT COMPROMISE!

Developed & tested by RVers to create a true luxury toy hauler, the G line offers dozens of intelligently designed features, an automotive exterior, and an interior with a style that's unmatched. The garage is not only space for your toys, it's an extension of the well-designed residential interior that easily adapts to a garage on travel days.

Silver & Black Premium Exterior Package with Full Body Paint

MODEL G 3250

UVW - 17,300 lbs.
GVWR - 22,000 lbs.
Hitch Weight - 3,150 lbs.
Exterior Length - 37' 11"
Garage - 6' 6" (48" x 96" Usable Floor Space)

L-Sofa Open Living Area w/ U-Sofa Option, Outdoor Kitchen/Office w/ Adj. Height Desk & Pass-Through Window



MODEL G 3500

UVW - 16,967 lbs.
GVWR - 22,000 lbs.
Hitch Weight - 3,320 lbs.
Exterior Length - 40' 2"
Garage - 11'

Premium Residential Kitchen w/ Waterfall Island/Peninsula & 2nd Half Bath



MODEL G 3950

UVW - 18,700 lbs.
GVWR - 22,500 lbs.
Hitch Weight - 3,450 lbs.
Exterior Length - 45' 5"
Garage - 14'

L-Sofa Open Living Area w/ U-Sofa Option, Convertible Dining Table/L-Desk, Max-Space™ Half Bath w/ Fold-Away Walls & Sink



MODEL G 3970

UVW - 18,900 lbs.
GVWR - 22,500 lbs.
Hitch Weight - 3,450 lbs.
Exterior Length - 45' 5"
Garage - 11'

L-Sofa Open Living Area w/ U-Sofa Option, Premium Residential Kitchen, Two Full Bathrooms



MODEL G 4000

UVW - 17,674 lbs.
GVWR - 22,500 lbs.
Hitch Weight - 3,530 lbs.
Exterior Length - 45' 2"
Garage Length - 16'

Premium Residential Kitchen w/ Waterfall Island/Peninsula & 2nd Half Bath



MODEL G 4100

UVW - 18,600 lbs.
GVWR - 22,500 lbs.
Hitch Weight - 3,450 lbs.
Exterior Length - 45' 11"
Garage Length - 12' 6"

Theater Sofas, Premium Residential Kitchen, Convertible Dining Table/L-Desk, Max-Space™ Half Bath w/ Fold-Away Walls & Sink




For Pricing & To Learn More



BrinkleyRV.com

* Length is measured from pin to the back wall of the coach.

** Optional equipment & props may be shown. All content is subject to change without notice. Please consult with your dealer for current information.



G 3250 Outdoor Kitchen/Office w/ Adj. Height Desk & Pass-Through Window



G 3950 & 3970 Kitchen



G 3250, 3950 & 3970 Pull-Out Pantry & Utility Closet



L-Shaped Sofa w/ 4 Recliners



G 3500 Garage Flex Space



G 3500 Garage Flex Space



3-Way Pass-Through Storage w/ Dividers



Dovetail Storage (Lockable)



12v Fridge & Freezer (24 Can)



Pull-Down Magnetic Knife Storage



G Dinesk™ Dining Table/L-Desk (6 Positions, Seats up to 4)



Painted Slide-Out End Walls (Silver Exterior Package)

	3250	3500	3950	3970	4000	4100
UVW	17,300 lbs.	16,967 lbs.	18,700 lbs.	18,900 lbs.	17,674 lbs.	18,600 lbs.
GVWR	22,000 lbs.	22,000 lbs.	22,500 lbs.	22,500 lbs.	22,500 lbs.	22,500 lbs.
Hitch Weight	3,150 lbs.	3,320 lbs.	3,450 lbs.	3,450 lbs.	3,530 lbs.	3,450 lbs.
Exterior Length	37' 11"	40' 2"	45' 5"	45' 5"	45' 2"	45' 11"
Axles	Triple Axle	Triple Axle	Triple Axle	Triple Axle	Triple Axle	Triple Axle
Wheels & Tires	215/75 R17.5 H-Rated (16-ply)	215/75 R17.5 H-Rated (16-ply)	215/75 R17.5 H-Rated (16-ply)	215/75 R17.5 H-Rated (16-ply)	215/75 R17.5 H-Rated (16-ply)	215/75 R17.5 H-Rated (16-ply)
Height w/ AC	13' 4"	13' 4"	13' 4"	13' 4"	13' 4"	13' 4"
Exterior Width	101"	101"	101"	101"	101"	101"
Garage Length	6' 6"	11'	14'	11'	16'	12' 6"
	(48'x96" Floor)					
Garage Door Cap.	3,000 lbs.	3,000 lbs.	3,000 lbs.	3,000 lbs.	3,000 lbs.	3,000 lbs.
Garage Patio Cap.	1,500 lbs.	1,500 lbs.	1,500 lbs.	1,500 lbs.	1,500 lbs.	1,500 lbs.
Fresh Water Cap.	150 gal.	150 gal.	150 gal.	150 gal.	150 gal.	150 gal.
Grey Water True Cap.	156 (104 True + 52)	104 gal.	156 (104 True + 52)	156 (104 True + 52)	104 gal.	156 (104 True + 52)
Black Water Cap.	52 gal.	104 gal.	85 gal.	85 gal.	104 gal.	85 gal.
Fuel Station/Generator	30 gal.	60 gal. (30 + 30)	60 gal. (30 + 30)	60 gal. (30 + 30)	60 gal. (30 + 30)	60 gal. (30 + 30)

PREMIUM EXTERIOR PACKAGE WITH FULL BODY PAINT



White & Black Premium Exterior Package

- Automotive Domed Raised Logos & Lettering
- Diamond Shield Protected Gooseneck
- Painted Slide-Out End Walls Achieve a Polished Look When the Slides Are Out
- Custom Silk Screens on the Windows for an Uninterrupted Exterior Design & Complete Visibility from the Inside of the Coach
- Thicker Table Glass Gelcoat Throughout, Including the Ramp Door, Bag Doors, & Entry Doors, 30% Thicker
- Triple Clear Coated, Full Cut & Buffed
- Mold & Mildew Resistant Azdel backer
- All Components Warrantied for Full Body Paint

MODEL G HOT FEATURES

	3250	3500	3950	3970	4000	4100	
EXTERIOR & STORAGE	3-Way Pass-through Storage w/ Multi-Functional Flip-Up Bulkhead Walls (Best-in-Class)	•	•	•	•	•	
	Under I-Beam Storage – Industry 1st (Patent Pending)	•	•	•	•	•	
	3x 48" Slide-Tray Storage Drawers (250 lbs. Cap. ea.)	•	•	•	•	•	
	Premium Exterior Pkg w/ Full Body Paint (Silver/White)	0	0	0	0	0	
	Square Euro Frameless Windows w/ 6" Openings	•	•	•	•	•	
	Dual Pane Sq. Euro Frameless Windows w/ 6" Openings	0	0	0	0	0	
	Window Integrated Screens & Insulated Shades	•	•	•	•	•	
	Slideout Toppers (Slide Topper Prep Standard)	0	0	0	0	0	
	Air Compressor (135 PSI) w/ 40' Retractable Air Hose	•	•	•	•	•	
	65' Retractable City Water Hose	•	•	•	•	•	
TOWING	Electronic Waste Valves w/ Manual-Override	•	•	•	•	•	
	Oversized 76"x30" Deluxe Main Entry Door w/ Keyless Entry & Telescoping Entry Grab Handle	•	•	•	•	•	
	3x Heavy-Duty 7k lbs. Axles w/ 8k lbs. Leaf Springs & Dexter Tow Assist w/ Electric ABS Brakes	•	•	•	•	•	
	3x Heavy-Duty 8k lbs. Axles w/ 8k lbs. Leaf Springs & Dexter's Best Hydraulic Disc Brake Package	0	0	0	0	0	
	30k Gen-Y® Executive Torsion Flex Hitch (Fifth Wheel)	•	•	•	•	•	
	30k Gen-Y® Executive Torsion Flex Hitch Pin-Box (Gooseneck w/ SnapLatch)	0	0	0	0	0	
	SumoSprings® (Stability, 68% Reduction in G-Forces)	•	•	•	•	•	
	Commercial Grade Load Range H 16-Ply Cooper Tires	•	•	•	•	•	
	Banded Tire Pressure Monitoring System (TPMS)	•	•	•	•	•	
	Dexter E-Z Flex Suspension Equalizer System	•	•	•	•	•	
ELECTRONICS & POWER	MAX-Vision™ Reverse Lighting (Includes High-Lumens Under-Bumper Lights + Awning, Underbody, & Flood Lights)	•	•	•	•	•	
	Rockford Fosgate Premium Audio Pkg. – G Exclusive	•	•	•	•	•	
	Brinkley Smart-Command™ Center Package	•	•	•	•	•	
	Rear & Side Camera System w/ Wireless 7" Screen	•	•	•	•	•	
	TraviFi® XTR Wi-Fi Router & Extender w/ Roof Antenna & LTE Virtual SIM	•	•	•	•	•	
	FlexPower® 5500 w/ Dual Fuel (Gas or LP) Inverter Generator w/ On-Demand Power	P	P	P	P	P	
	Solar System: 800w of Solar Panels, 200 Ah of Lithium Batteries (Self-Heating)	•	•	•	•	•	
	GE Energy Star 19 Cu. Ft. Fridge w/ Ice Maker & Water	•	•	•	•	•	
	12v Heated Ice Maker Line (Industry 1st)	•	•	•	•	•	
	3-Stage Residential Water Filters (Plus In-Fridge Filter)	•	•	•	•	•	
INTERIOR	GE Profile Microwave (w/ Air Fryer US Market)	•	•	•	•	•	
	Exterior 12v Drawer Fridge & Freezer – 24 Can Capacity	•	•	•	•	•	
	Loomed, Labeled, & Color Coded Wiring Harness	•	•	•	•	•	
	Brinkley's CraftSense™ Wood Trim Construction	•	•	•	•	•	
	Premium Cabinets & Drawers w/ Dovetail Joints	•	•	•	•	•	
	U-Shaped Motorized Expanding Sofa w/ 4 Positions	0	0	0			
	L-Shaped Sofa w/ 4 Recliners	•	•	•			
	Mega Sofa w/ 5x Recliners & 2x Heat & Massage					0	
	Floating Steps w/ Indirect Lighting & Shoe Storage Tray	•	•	•	•	•	
	KITCHEN & DINING	Brinkley G Dinesk™: Dining Table/L-Desk w/ 2x Leaves	•	•	•	•	•
Residential Solid Surface Countertops & Backsplash		•	•	•	•	•	
Flip-Up Waterfall Island Countertop (Converts To Peninsula)		•					
Eat-In Kitchen Island w/ 2 Stools		•	•	•	•	•	
Pull-Down Utensil Tray & Pull-Down Magnetic Knife Rack		•	•	•	•	•	
Pull-Out Trash Bins & Stow n' Go Paper Towel Holder		•	•	•	•	•	
Pull-Out Cutting Board		•	•	•	•	•	
Pull-Out Pantry w/ Adjustable Shelves & Drawers		•	•	•	•	•	
Pull-Out Utility Closet w/ Cordless Vacuum Prep & Outlet		•	•	•	•	•	
Premium Residential Soft Close Cabinet Doors & Drawers		•	•	•	•	•	
BEDROOM	Hidden Sliding Dresser Top Storage Compartment	•	•	•	•	•	
	King Bed w/ 9" Memory Foam Mattress	•	•	•	•	•	
	Queen Bed w/ Nightstands & 9" Memory Foam Mattress	0	0	0	0	0	
	Dimmable Bedroom & Motion Activated Bed Lights	•	•	•	•	•	
	Cordless Vacuum Prep w/ Outlet (Closet)	•	•	•	•	•	
	Washer/Dryer Prep (Stackable or Combo)	2x	2x	2x	•	2x	
	GARAGE, FLEX SPACE	6' Garage / Outdoor Kitchen / Office w/ Adj. Height Desk & Pass-Through Kitchen Window w/ Removable Panes	•				
		Second Bath w/ Full One-Piece Molded Fiberglass Shower				•	
		MAX-Space™ 1/2 Bath w/ Fold-Away Walls & Sink					•
		Fixed 1/2 Bath				•	
Happijac® Sofa & Bed Motorized Lift System		P	P	P	P	P	
Neon Garage Lighting (Dimmable)		•	•	•	•	•	
Adjustable Tie-Down System w/ Recessed L-Tracks		•	•	•	•	•	
Tough-Ply Floor & Walls in Storage Compartments		•	•	•	•	•	
100" Zero-Gravity Composite (No Wood) Ramp Door w/ Electric Top Latches (Low-Pitch)		•	•	•	•	•	
True Double Insulated Floor w/ Heated Thermal Cavity		•	•	•	•	•	
CONSTRUCTION	3 Season Patio Doors w/ Screens & Tinted Windows	•	•	•	•	•	
	Flush Floor Galley & Livingroom Slides (Industry 1st)	•	•	•	•	•	
	Low-Maintenance Roof	•	•	•	•	•	
	Brinkley Automotive-Grade Sealant Package	•	•	•	•	•	
	Brass Plumbing Fittings (Segment First)	•	•	•	•	•	
Designed For Full-Time RVing, Warrantied for Full-Time RVing	•	•	•	•	•		



Model G Slide-Tray Storage Drawers



Tip-To-Clean Entry Steps & Telescoping Entry Grab Handle



Gen-Y® Executive Gooseneck



Bedroom Slim Rack Slide System



Model Z CURT Helux™ King Pin w/ Coil Spring



Premium Drawers w/ Dovetail Joints



Pet Feeder w/ Removable Bowls

QUALITY & CONSTRUCTION YOU CAN COUNT ON

- 1-Year Bumper-to-Bumper Transferable Warranty
- 3-Year Structural Warranty
- Warrantied for Full Time RVing
- 1-Year No Questions & 5-Year Limited Tire Warranty
- 20-Year Roof Membrane Warranty & 25-Year Seal Warranty
- Complimentary 24/7 Roadside Assistance (12 Months)
- Brass Plumbing Fittings & Water Shutoff Valves on ALL Fixtures
- Brinkley Automotive-Grade Sealant Package
- Low-Maintenance Roof
- Reinforced & Walkable Slide Roofs
- Aftermarket & Serviceability Friendly: Loomed, Labeled & Color-Coded Wire Harnesses + Roof-to-Basement Conduit
- Industry Best Insulation Package + Insulated & Trimmed Pinbox
- Industry Leading Pre-Delivery Tests:
 - 350+ Point Inspection & Testing
 - Road Simulation Tested (Industry Exclusive)
 - Complete Unit Pressure Test (Seals, Gaskets, Slideout, Etc.)
 - Performed on Every Coach Every Time
- Industry's Best Customer Care Team with a "Make it Right" Attitude
- Owners Hub Featuring Model Specific How To Videos

112724

BRINKLEY

1655 Brinkley Way East, Goshen, IN 46528 | BrinkleyRV.com

(888)502-3460 | Sales (574)501-4285 | Brinkley Care (574)501-4280



For Pricing & To Learn More



BrinkleyRV.com