

FORZA

WINNEBAGO



WHY FORZA?

Primera® cab seats
and furniture

LED ceiling lighting

Available MCD solar/
blackout roller shades

Residential refrigerator

Smart Storage™

Powered patio awning
with LED lighting

Available exterior
entertainment center
with HDTV

Available washer and dryer

Polished Corian® galley
countertops and mosaic
tile backsplash



On the Cover: 36G Red Maple Full-Body Paint

36G Mountain View with Coffee-Glazed Vienna Maple Cabinetry

Step Up to Diesel

Breaking into the diesel-pusher market doesn't have to mean breaking the bank. The Winnebago Forza® delivers exceptional performance with several luxury amenities at a very friendly price. The enhanced 34T floorplan features two large slideouts that accommodate the BenchMark® dinette with Dream Dinette™ table, a new Rest Easy® sofa, and the space-enhancing Project 2000 front overhead bunk

option. A triple-slideout awaits you in the 36G, with multiple king and queen bed options for a perfect night's sleep. Traveling families will gravitate toward the 38R with a private queen bed, twin bunk beds, and sleeping spaces in the BenchMark dinette and Flexsteel Fold N Tumble sofa. Don't price yourself out of a diesel-pusher before you check out the Winnebago Forza.



Recognized Quality

The Recreation Vehicle Dealer Association annually rates RV manufacturers and awards the Quality Circle Award to manufacturers that provide exceptional products, service and support. Winnebago Industries is proud to be the only manufacturer that has received this award every year since its inception.



36G Mountain View with Coffee-Glazed Vienna Maple Cabinetry

A robust entertainment center perfectly positioned by the sidewall is the star of the lounge. It features a 48" HDTV (50" in the 38R), powerful sound bar and DVD player. Set the mood with LED lighting and available MCD solar/blackout roller shades, plus you can add the electric fireplace for extra cozy evenings at home. Furniture selections include the Flexsteel Fold N Tumble sofa (36G, 38R) and the Rest Easy sofa in the 34T. Choose the inLounge with movable inTable in the 34T for unique family gathering and dining space. The BenchMark full comfort dinette with Dream Dinette table is fully adjustable for dining or playing cards. It converts into a sleeping area and you can also add the powered StudioLoft overhead bed in the 34T for additional sleeping space.



Available MCD Solar/Blackout Roller Shades



36G BenchMark Dinette



36G Flexsteel Fold N Tumble Sofa



36G Available Electric Fireplace



36G Recliner with Table



36G BenchMark Dinette as Bed



36G Flexsteel Fold N Tumble Sofa as Bed



36G BenchMark Dinette Storage



A decorative backsplash and polished Corian® countertops with matching sink and range covers make spending time in the galley a delight. Prepare meals—both fancy and familiar—using the three-burner range and microwave/convection oven that browns just like a traditional oven in a fraction of the time. And don't worry about storing fresh ingredients or leftovers; the residential refrigerator/freezer with icemaker has plenty of room for everything.





36G Sink



36G Corian Sink Covers



Microwave/Convection Oven



36G Range



36G Range Cover



36G Bedroom

The Forza makes a great night's sleep a top priority with a residential queen bed that can be upgraded to the Ideal Rest® Nouveau™ digital comfort control mattress with individual firmness settings for each side of the bed. A bedroom HDTV comes standard in each floorplan while the 38R has a space-saving, flip-down model built into the ceiling. Larger families should consider the 38R with an additional multi-purpose room featuring twin bunks as part of the Flex Bed system.



36G Wardrobe



36G Bathroom



36G Shower



36G Available Washer/Dryer



Dash

A comfortable cab starts with comfortable seats, and we've got you covered with a Versa deluxe driver seat mounted on six-way power pedestals. Give your co-pilot an even more relaxed ride by selecting the +Lounge passenger seat with footrest and flip-up workstation. Tune in to your favorite radio station or play music from your phone or tablet on the cab stereo that is controlled through the 6" rearview monitor touchscreen. SiriusXM® satellite radio is also available for additional listening options.



Cab Shades



+Lounge with Workstation

Enjoying your time at the campsite is simply more fun with a beautiful powered patio awning that features a lateral arm, built-in motion sensor, and LED lighting. The 34T doubles the fun with a second powered patio awning to expand your shaded area. Large, lighted storage compartments give you quick access to lawn chairs, a grill or even some golf clubs. For extra outdoor excitement, add the exterior entertainment center with 32" HDTV. It slides into the high-gloss sidewall with full-body paint that will make you the envy of the campground.



36C Powered Patio Awning with LED Lighting and Motor Sensor




Automatic Entrance Steps



Exterior Mirror with Defrost and Sideview Camera



Stylized Aluminum Wheels (36C, 38R)



Awning Lights



Exterior Storage



Inverter with Manual Disconnect



Available Exterior Entertainment Center



LPG Tank and Storage



Entrance Door

Fiberglass Roof The crowned, one-piece fiberglass roof is backed by a 10-year limited parts-and-labor roof skin warranty.

Thermo-Panel® Sidewalls By layering fiberglass and high-density block foam insulation with welded aluminum support structures, we create some of the industry's strongest, most durable and lightweight sidewalls.

E-Coating An electrodeposition coating helps protect critical steel components.

Embedded Steel Metal substructures embedded into the sidewall provide solid attachment points to keep cabinets and appliances mounted securely in place.

Solid Framework Aluminum extruded in our own facility to our exacting standards creates an extremely strong and solid structural framework.

Laser-Cut Tubing Precision laser cutters create precise joints in structural steel that are stronger and require less welding.



Interlocking Joints Specially engineered interlocking joints connect the floor, sidewalls and roof where competitors often rely on simple screws to bear the weight.



SUPER STRUCTURE

BUILT TO LAST

Every coach—from our smallest Class C to our largest diesel-pusher model—is built to Winnebago's® legendary SuperStructure® construction design. It's a process developed and refined over more than 50 years of building some of the strongest, most durable coaches in the industry.

TESTING Before rolling out of our factories, every coach undergoes an extensive 113-point inspection. Each coach also passes a high-pressure water test that simulates rain at a rate of 50-inches per hour to check for leaks. During the design process, our computer simulations, physical testing center, and rigorous test track ensure each model is built to last.



DETAILS At Winnebago, we treat the features you can't see with the same care as the ones you can. Look in the access panels of some of our competitors' coaches and you'll see loose insulation and wires haphazardly strewn about. Winnebago maintains a clean fit and finish throughout so your coach will last for the long haul.



BUILT IN-HOUSE We process and finish key aluminum parts. We rotocast our own plastic components. In fact, we manufacture most of our own parts so they are designed to fit the space, rather than fitting the space to an awkward off-the-shelf component size.



SUPER[®] STRUCTURE
BUILT TO LAST

W Visit BetterBuiltRVs.com to gain real insight into what goes into a Winnebago motorhome.

TAKE A TOUR We're proud of our processes, state-of-the-art facilities, and the people who make Winnebago number one. We invite you to visit our complex in Forest City, Iowa, for a firsthand look at the dedication and technology behind every motorhome we build.

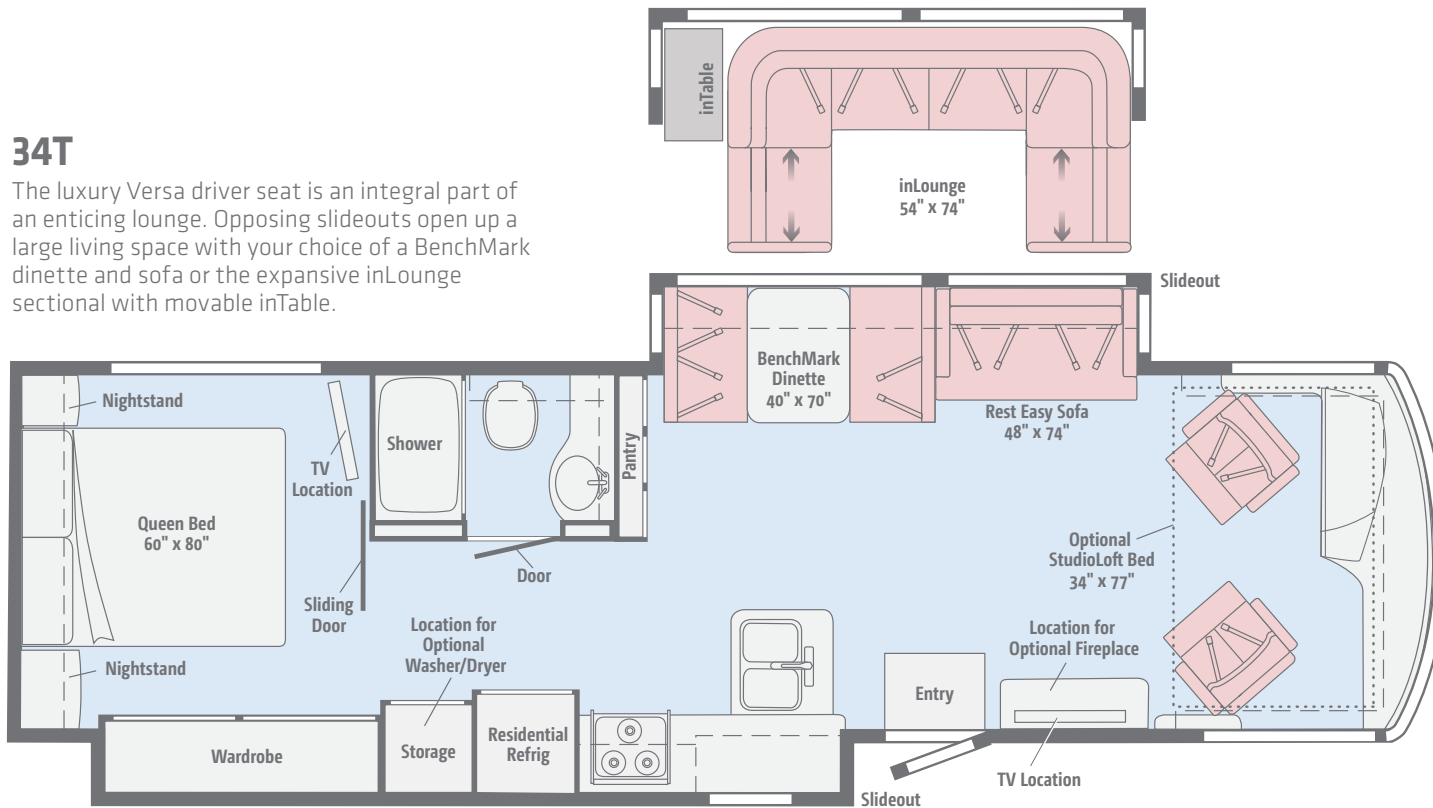
Call (641) 585-6936 or (800) 643-4892 or visit us online at Winnebagolnd.com/company/visit for more information.



Click here to explore this floorplan's web page.

34T

The luxury Versa driver seat is an integral part of an enticing lounge. Opposing slideouts open up a large living space with your choice of a BenchMark dinette and sofa or the expansive inLounge sectional with movable inTable.

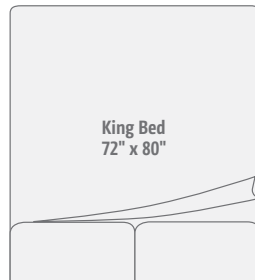
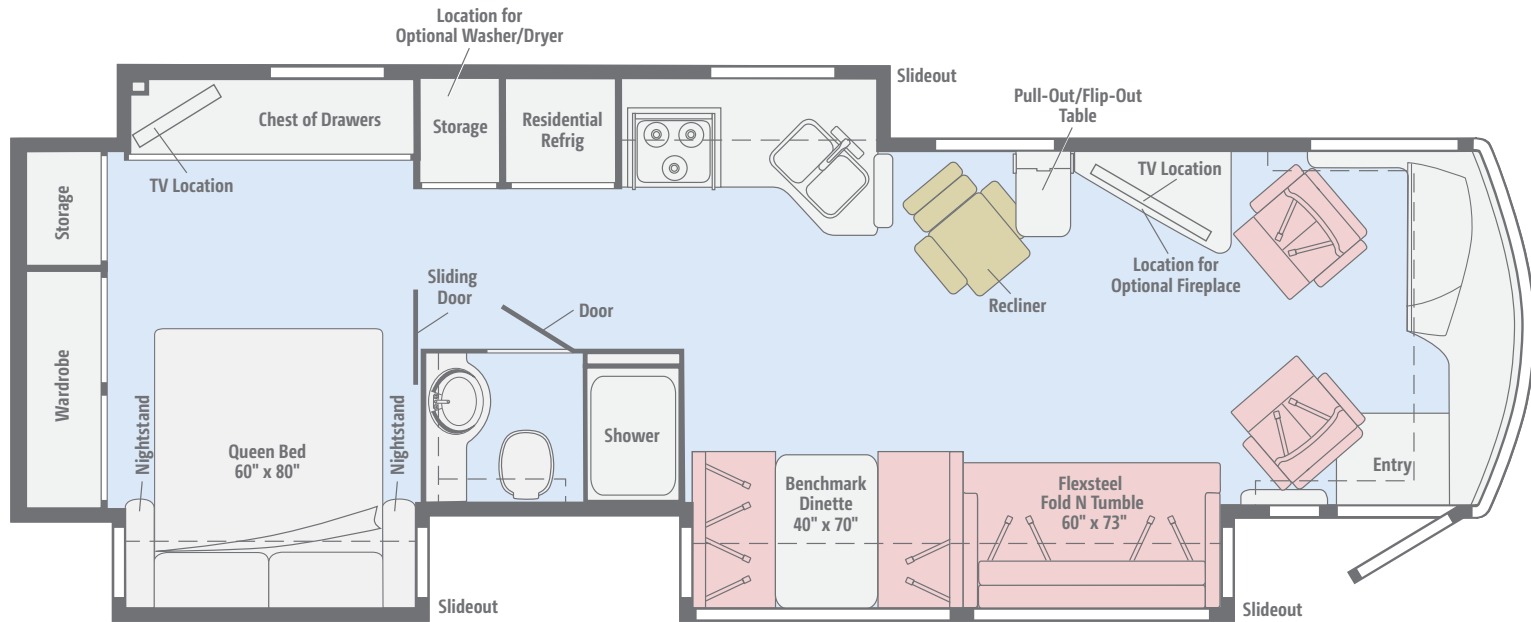


Dimensions shown are for sleeping space only and may vary due to styling differences. Dashed lines denote overhead storage areas. Floorplans and specifications are also available online at WinnebagoInd.com.

Click here to explore this floorplan's web page.

36G

Featuring a Flexsteel Fold N Tumble sofa, a movable recliner with flip-out table, and a sidewall entertainment center, this floorplan has much to offer.



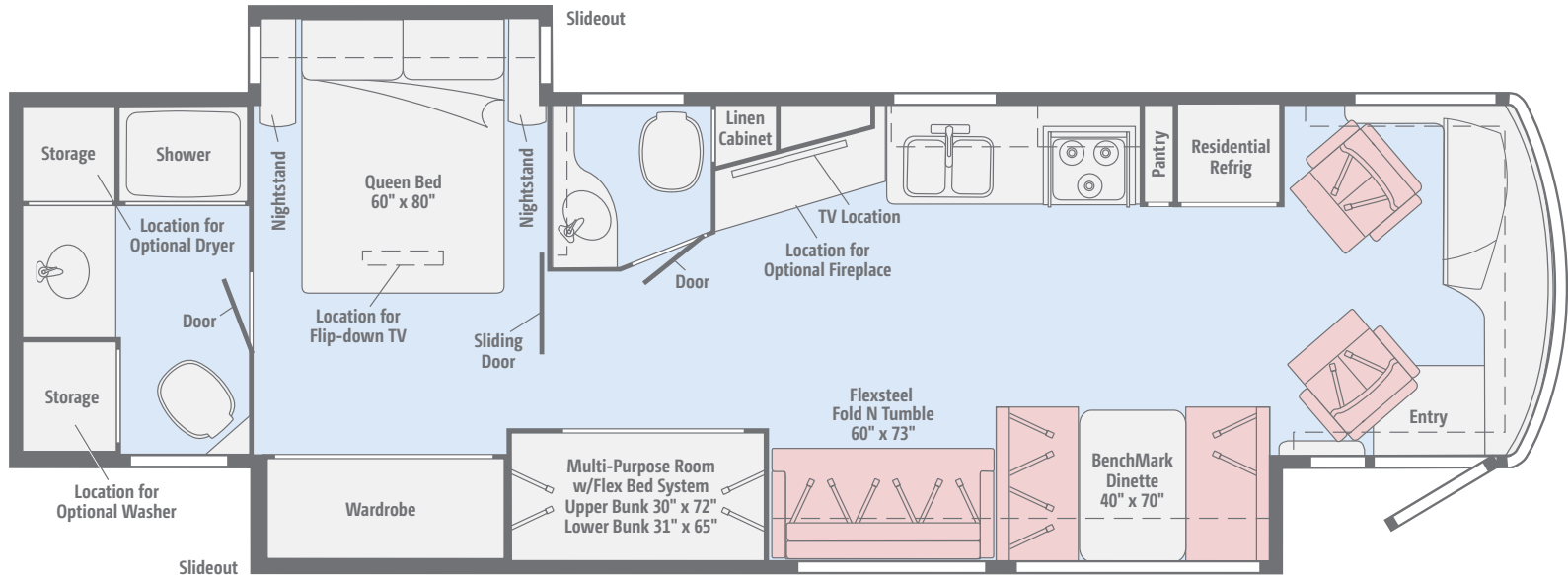
Standard Ultraleather	Primera	Tile

Dimensions shown are for sleeping space only and may vary due to styling differences. Dashed lines denote overhead storage areas. Floorplans and specifications are also available online at WinnebagoInd.com.

Click here to explore this floorplan's web page.

38R

The double-slide design makes way for the Flexsteel Fold N Tumble sofa, BenchMark full comfort dinette, bunk beds and a mid-coach guest bathroom.



Dimensions shown are for sleeping space only and may vary due to styling differences. Dashed lines denote overhead storage areas. Floorplans and specifications are also available online at WinnebagoInd.com.

Choose from three fabric collections and three wood finishes.

Grayson



Primera



Feature Fabric



Bedspread



Corian Countertop
(Galley)



Vinyl Flooring



Coffee-Glazed
Honey Cherry



Coffee-Glazed
Vienna Maple



Glazed Driftwood
(NA 38R)

Winnebago® reserves the right to change décor materials and specifications without notice or obligation. Décor is also available online at WinnebagoInd.com.

Choose from three fabric collections and three wood finishes.

Fracture



Primera



Feature Fabric



Bedspread



Corian Countertop
(Galley)



Vinyl Flooring



Coffee-Glazed
Honey Cherry



Coffee-Glazed
Vienna Maple



Glazed Driftwood
(NA 38R)

Winnebago® reserves the right to change décor materials and specifications without notice or obligation. Décor is also available online at WinnebagoInd.com.

Choose from three fabric collections and three wood finishes.

Mountain View



Primera



Feature Fabric



Bedsread



Corian Countertop
(Galley)



Vinyl Flooring



Coffee-Glazed
Honey Cherry



Coffee-Glazed
Vienna Maple



Glazed Driftwood
(NA 38R)

Winnebago® reserves the right to change décor materials and specifications without notice or obligation. Décor is also available online at WinnebagoInd.com.

Striking full-body paint brings more depth and shine to your Forza.



Mahogany
FULL-BODY PAINT



Pewter
FULL-BODY PAINT



Red Maple
FULL-BODY PAINT

Striking full-body paint brings more depth and shine to your Forza.



Sand Stone
FULL-BODY PAINT



Silver Pearl
FULL-BODY PAINT



Silver Sky
FULL-BODY PAINT

WEIGHTS & MEASURES

	34T	36G	38R
Length	35'6"	37'10"	39'10"
Exterior Height ¹	11'11"	11'11"	11'11"
Exterior Width ²	8'5.5"	8'5.5"	8'5.5"
Exterior Storage ³ (cu. ft.)	153	222	228
Awning Length	17'	11'6"	20'
Interior Height	6'8"	6'8"	6'8"
Interior Width	8'0.5"	8'0.5"	8'0.5"
Freshwater Tank Capacity ⁴ (gal.)	84	84	84
Water Heater Capacity (gal.)	10	10	10
Holding Tank Capacity - Black/Gray ⁴ (gal.)	48/54	48/54	44/54
LP Capacity ⁵ (gal.)	23	23	23
Fuel Capacity (gal.)	90	90	90
GCWR ⁶ (lbs.)	30,000	33,000	33,000
GVWR (lbs.)	26,000	27,910	27,910
GAWR - Front (lbs.)	10,410	10,410	10,410
GAWR - Rear (lbs.)	17,500	17,500	17,500
Wheelbase	208"	236"	260"

Freightliner® XCS Chassis

- 340-hp Cummins® ISB 6.7L
- Allison® 6-speed automatic 2100 MH transmission (34T)
- Allison 6-speed automatic 2500 MH transmission (36G, 38R)
- Information display center
- NeWay® front and rear air suspension
- 160-amp. alternator
- Air brakes w/ABS
- Engine exhaust brake
- Automatic hydraulic leveling jacks
- 7-pin trailer wiring
- Trailer Hitch⁶ 5,000-lb. drawbar/500-lb. maximum vertical tongue weight
- Stainless steel wheel liners (34T)
- Stylized aluminum wheels (36G, 38R)

Cab Conveniences

- Cab seats adjustable armrests, fixed lumbar support, and multi-adjustable recline
- 6-way power driver & passenger seats
- 3-point seat belts
- Radio/Rearview Monitor System DVD receiver with 6.2" LCD color touch screen, handheld remote, iPod®/MP3 input, rear color camera, Bluetooth®, SiriusXM®-ready, Spotify®, AppRadio One
- Cruise control
- 12-volt powerpoints
- Powered MCD blackout roller visor/shade (front windshield)
- MCD blackout roller shade (driver and passenger windows)
- Chassis/house battery radio power switch
- Power mirrors w/defrost and sideview camera
- Power steering
- Powered stepwell cover (NA 34T)
- Map lights (38R)
- TRW® tilt/telescopic steering column w/foot-actuated pedal

OPTIONAL EQUIPMENT

- +Lounge passenger cab seat w/footrest and flip-up workstation
- SiriusXM (subscription not included), iPod® interface connector, receiver, remote

Interior

- 48" HDTV (34T, 36G)
- 50" HDTV (38R)
- USB/multi-outlet charging station w/surge protection (38R)
- Home theater sound bar system
- DVD player w/remote
- Satellite system ready
- Digital TV amplified antenna system
- LED ceiling lights
- MCD blackout roller shades
- Soft vinyl ceiling
- OnePlace® systems center
- Tinted, dual-glazed coach windows
- Powered ventilator fan (galley)
- Washer and dryer prep
- Assist bar
- Vinyl flooring throughout
- USB charger (NA 38R)

OPTIONAL EQUIPMENT

- Washer and dryer
- Electric fireplace
- Powered StudioLoft™ w/privacy curtain, ladder, cargo net (34T)
- Automatic HDTV satellite antenna
- MCD solar roller shades

Galley

- Corian® countertops and decorative backsplash
- 2-door residential refrigerator/freezer w/icemaker
- Microwave/convection oven w/range fan and touch control
- 3-burner range top w/storage below
- Corian range and sink covers

Bath

- Laminate countertop
- Flexible showerhead
- Textured glass shower door
- Skylight
- Porcelain toilet w/foot pedal and sprayer (electric flush in rear bath, 38R)
- One-piece fiberglass shower surround
- Powered roof vent(s)
- Medicine cabinet
- Tissue holder
- Towel bar(s)
- Towel ring(s)

Bedroom

- 28" HDTV (38R)
- 32" HDTV (34T)
- 40" HDTV (36G)
- Queen bed w/innerspring mattress
- Bedspread and pillow shams
- Headboard
- Room divider curtain (38R)

OPTIONAL EQUIPMENT

- Queen Ideal Rest® Nouveau™ digital comfort control mattress (w/storage below)
- King Ideal Rest Nouveau digital comfort control mattress (36G)

Exterior

- Powered patio awning w/LED lighting
- 2nd powered patio awning w/LED lighting (34T)
- Exterior compartment 110-volt duplex, TV antenna and 3-way A/V receptacles
- KeyOne® lock system
- Porch light w/Interior switch (36G, 38R)
- Powered entrance awning (36G, 38R)
- Lighted storage compartments
- Automatic entrance steps
- Lower front protective mask
- Premium high-gloss sidewall skin

OPTIONAL EQUIPMENT

Exterior entertainment center w/32" HDTV

Heating & Cooling System

2-13,500 BTU air conditioners (1 A/C, 1 A/C w/heat pump) (34T)

2-15,000 BTU air conditioners (1 A/C, 1 A/C w/heat pump) (36G, 38R)

35,000 BTU ducted furnace (34T)

40,000 BTU ducted furnace (36G, 38R)

Electrical System

Service Center cable TV input, 50-amp power cord, shoreline/generator automatic changeover switch, portable satellite hookup

2,000-watt inverter/charger w/remote panel with coach battery disconnect switch

6,000-watt Cummins Onan® generator

Auxiliary start circuit

AC/DC electrical distribution system

4 deep-cycle Group 31 Marine/RV batteries

Battery disconnect system (coach and chassis)

PowerLine® Energy Management System

Automatic dual-battery charge control

Automatic generator start system

Plumbing System

Service Center pressurized city water hookup w/diverter fill, freshwater drain, drainage valves, exterior wash station w/pump switch, holding tank flushing system, 20' sewer hose

On-demand water pump

10-gallon LP 110-volt electric water heater w/electric ignition

TrueLevel™ holding tank monitoring system

Full-coach water filtration system

Permanent-mount LP tank w/gauge

Heated holding tank compartment

Safety

LP, smoke, and carbon monoxide detectors

10 BC fire extinguisher

Ground fault interrupter

High-mount brake lamps

Daytime running lamps

Child seat tether anchor

Warranty⁷

12-month/15,000-mile basic limited warranty⁸

36-month/36,000-mile limited warranty on structure⁸

10-year limited parts-and-labor warranty on roof skin⁸

FOOTNOTES

1. The height of each model is measured to the top of the tallest standard feature and is based on the curb weight of a typically equipped unit. The actual height of your vehicle may vary by several inches depending on chassis or equipment variations. Please check with your dealer for further information.
2. Floorplans feature a wide-body design - over 96." In making your purchase decision, you should be aware that some states restrict access on some or all state roads to 96" in body width. Before making your purchase decision, you should confirm the road usage laws in the states of interest to you.
3. The load capacity of your motorhome is designated by weight, not by volume, so you cannot necessarily use all available space when loading your motorhome.
4. Capacities are based on measurements prior to tank installation. Slight capacity variations can result due to installation applications.
5. Capacities shown are tank manufacturer's listed water capacity (W.C.). Actual filled LP capacity is 80% of listing due to overfilling prevention device on tank.
6. Actual towing capacity is dependent on your particular loading and towing circumstances which includes the GVWR, GAWR, and GCWR as well as adequate trailer brakes. Please refer to the Operator's Manual of your vehicle for further towing information.
7. See separate chassis warranty.
8. See your dealer for complete warranty information.

NA Not Available

Not all items available in combination. See dealer for details.

Winnebago's® continuing program of product improvement makes specifications, equipment, model availability, and prices subject to change without notice. Published content reflects the most current product information at time of printing. Please consult your dealer for individual vehicle features and specifications.





Let us host
your next

Adventure



WGOAdventures.com

Connect with Winnebago (Click one of the following)



Like us



Follow us



Watch us



Show your Winnebago love
with high-quality gifts and wearables.



Apparel | Gifts | Parts | Gear

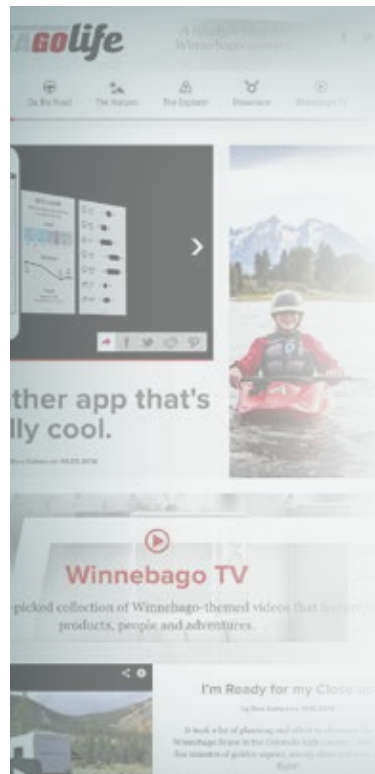
WinnebagoOutdoor.com

Find your style



WinnebagoInd.com Has All The Answers

Visit WinnebagoInd.com on your computer, smartphone, or tablet for the latest product information and updates.



Welcome to GoLife!

Visit our lifestyle blog for motorhome news, personal travelogues, and community stories.

WinnebagoLife.com

GoLife

PREFERRED CARE PROGRAM

We back our motorhomes with best-in-class support both before and after the sale:

- 12-month/15,000-mile basic limited warranty
 - 36-month/36,000-mile limited warranty on structure
 - 10-year limited parts-and-labor warranty on fiberglass roof
 - Complimentary 24-hour roadside assistance program
- TripSaver® Fast Track Parts guarantees that in-stock warranty parts ship directly to your dealer within 24 hours
 - National dealer service network



For more information:
WGOService.com



From RV to personal insurance, Winnebago RV Insurance can provide all the coverage and services you need to feel at home on the road.

For more information:
(800) 642-4892



CONTACT US

GENERAL INQUIRIES

Corporate Switchboard
(641) 585-3535

CURRENT PRODUCT OWNER AND SERVICE-RELATED INQUIRIES

(800) 537-1885
or winnebagoind.com

NEW VEHICLE SALES INQUIRIES

sales@winnebagoind.com

FAX

(641) 585-6966

POSTAL ADDRESS

Winnebago Industries, Inc.
P.O. Box 152
Forest City, IA 50436

STREET ADDRESS

Winnebago Industries, Inc.
605 West Crystal Lake Road
Forest City, IA 50436



Join the Club, Join the Fun

Here's the perfect way to begin your life on the road as the owner of a new Winnebago – by joining the exclusive WIT Club. Start your adventure with other fun-loving WIT Club members from across the country and get the most out of your new Winnebago motorhome.



Members enjoy:

- Caravans and rallies
- Newsletters
- Local and state group activities
- RV travel benefits

See more at
WITClub.com



Grand National Rally

Each year, thousands of Winnebago owners descend upon Forest City, Iowa. Rally-goers enjoy an unforgettable week reconnecting with friends, taking tours, participating in activities, and more. Join the adventure next July!